



THE REPUBLIC OF UGANDA

MINISTRY OF HEALTH

**Sector Grant and Budget Guidelines to Local
Governments**

FY 2019/20

FOREWORD

These guidelines are issued by the Ministry of Health to Local Governments to provide information about the sector conditional grants and to guide on utilization and accountability of these grants during the Financial Year 2019/20. The guidelines are tools to prepare accurate work plans and budget estimates for health service delivery in each District Local Government.

The guidelines consist of; National Policies for the sector, an overview of Central Government Grants to Local Governments, the role and mandate of Local Governments in the sector, an explanation of how these are allocated to each Local Government, and budget requirements.

The sector continues to implement policies that are aligned to H.E the President's **23 Strategic Guidelines** and Directives that will deliver a minimum development package for every Ugandan in order to attain the middle income status by 2020.

It is important to note that in FY 2019/20 the PHC grants have been increased as follows, Wage by 3.9%, Non-Wage Recurrent by 10.8% as compared to FY 2018/19. The increase is aimed at enhancing services delivery in the health sector.

During FY 2019/20 the sector is to re-prioritize **Health Promotion, Disease Prevention, hygiene and Sanitation** and shs. **10bn** have been earmarked to undertake activities related to these priority areas across the spectrum. **Twenty percent (20%)** of the Non- Wage Recurrent at each level, i.e. Local Government Health Office, District Hospital and each Facility shall be used for this purpose. It will be at the discretion of the Local Government to appropriately agree on the percentage based on the need and performance in these priority areas.

The sector grants to Local Governments are divided into five categories: namely; the Conditional Wage Grant, Conditional Non Wage Grant, The Transitional Development Sanitation Grant, the Transitional Development Ad Hoc Grant, Result Based Financing (RBF) and GAVI HSS2 subventions. Local Governments are required to provide timely accountabilities of these grants and comprehensive guidelines for RBF and HSS2 shall be provided.

Lastly, allow me to re-echo my appeal that during FY 2019/20 we all refocus on activities associated with **Health Promotion, Disease Prevention, Hygiene and Sanitation** so as to reduce the cost of health care in localities.



Dr. Diana Atwine
PERMANENT SECRETARY

TABLE OF CONTENTS

FOREWARD.....	2
ABBREVIATIONS AND ACRONYMS.....	6
1. CHAPTER ONE: INTRODUCTION.....	8
1.0 Introduction.....	8
1.1 Purpose of the Guidelines.....	8
1.2 National and Sector Policy and Priorities	8
1.3 Mandate of Local Governments	9
2. CHAPTER TWO: THE UGANDA HEALTH SYSTEM.....	10
2.0 Overview of the PHC Service Delivery System.....	10
2.1 Role of Local Governments.....	11
2.2 Role of the District Health Offices and Municipal Health Offices	11
2.3 The General Hospitals.....	12
2.4 The Role of the Health Sub-District.....	12
2.5 The Role of a Health Centre IV	12
2.6 The Role of a Health Centre III.....	13
2.7 The Role of a Health Centre II.....	13
3. CHAPTER THREE: GRANT DETAILS.....	14
3.0 Structure and Purpose of Wage, Non-Wage Recurrent, Development Grants, and selected subventions	14
3.1 Budget Requirements and Guidelines for the Wage Conditional Health grants.....	21
3.1.1 Human Resource (Health Workers) Management	21
3.2 The Allocation Formulae and Budgeting Requirements for the NWR Grant	22
3.2.1 Budgeting for Disease Prevention, Health Promotion and Sanitation.....	22
3.2.2 Budgeting for Lower Level Public Health Facilities (HC IV- HC II)	23
3.2.3 Budgeting for Private-Not-For-Profit Facilities (HC IV - HC II)	23
3.2.4 Budgeting for Hospitals (Public & PNFP).....	24
3.2.5 Budgeting for Health Management and Supervision (District / Municipal Health Offices)	24
3.3 Allocation formula and budgeting requirements for the IGFT Conditional Development Grant.....	24
3.3.1 Performance component of the allocation formula.....	25
3.3.2 IGFT Development Budget Requirements and prioritisation	25
3.4 Budgeting for Activities under the Transitional Development Sanitation (Health) Grant.....	27
3.5 Budgeting for Transitional Development Ad Hoc Health Grant	27
3.6 Budgeting for GAVI-Health Systems Strengthening (HSS) II.....	27
3.7 Budgeting for RBF-URMCHIP	28
4. CHAPTER FOUR: BUDGET EXECUTION.....	29

4.0 Procedures for Budget Execution.....	29
4.1 Environmental and Social Screening of Projects.....	29
4.2 Procurement procedures (development).....	30
4.3 Roles of LGs and MoH in the Procurement of Construction Contractors under the facility-specific allocation (development)	31
4.3.1 Joint selection and procurement procedures.....	31
4.4 Transparency and Accountability (all resources received).....	31
4.5 Development Projects Progress Reports (development).....	32
4.6 Payment Procedure for the works executed (all resources received).....	32
4.7 Monitoring (development)	32
4.8 Guidelines on Medicine Procurement, Supply and Management for public health facilities.....	32
4.8.1. Roles of LGs in the Procurement and management of Medicines.....	32
4.8.2 Guidelines on Medicine Procurement, Supply and Management for Private Not for Profit health facilities.....	33
4.8.2.4 EMHS Order Process.....	34
5. CHAPTER FIVE: MECHANISMS TO REDRESS GRIEVANCE.....	36
5.0 Grievance Redress Mechanism (GRM).....	36
5.1 Health Facility Grievance Redress	37
5.2 District/Municipal Grievance Redress.....	37
ANNEXES	39
ANNEX 1. HAEALTH FACILITY INFRASTRUCTURE FORMS.....	39
Annex 1, Format 1 - Health Facility Asset Register.....	39
Annex 1, Format 2 - Health Facility Application Form for facilities improvements.....	40
Annex 1, Format 3 – Basic Environment and Social Screening Checklist to Accompany Applicaton.....	42
Annex 1, Format 4: FULL ENVIRONMENTAL AND SOCIAL SCREENING FORM (ESSF).....	43
ANNEX 2: MOMORANDA OF UNDERSTANDING AND AGREEMENT	47
Annex 2a: Agreement between LGs and Ministry of Health	47
Annex 2b: Copy of the MOU between the GoU and PNFP Health Service Providers.....	59
Annex 2c: MoU and criteria for Access of Public Subsidies by PNFPs and Private Health Providers.....	64
Annex 2d: Copy of MoU between the DLG and PNFP Health Service Providers for FY 20...../.....	65
ANNEX 3: INDICATIVE PLANNING FIGURES	68
Annex 3a. GoU recurrent directly funded IPF summary	68
Annex 3b. IPF Summary including selected subventions.....	75
Annex 3c: Subventions Indicative Planning Figures for GAVI and URMCHIP.....	80
Annex 3d. Health Facilities Budget Allocations.....	114
Annex 3e. PHC NWR Funds for PNFP Health Facilities at JMS for Medicines FY 2019/20..	243

Annex 3f. PHC Development ad hoc FY 2019/20.....	267
Annex 3g. Schedule for upgrading HC IIs under PHC Development FY2019/20.....	268
ANNEX 4: PLANNING AND BUDGET CALENDAR FOR LG INSTITUTIONS.....	274
ANNEX 5. THE MAIN GRIEVANCES AVENUES FOR LOCAL GOVERNMENTS.....	275
ANNEX 6: OUTPUTS AND INDICATORS.....	276
ANNEX 7: INFRASTRUCTURE REQUIREMENTS PER FACILITY LEVEL.....	277
ANNEX 8: LOCAL GOVERNMENT PERFORMANCE ASSESSMENT CALCULATIONS	278

ABBREVIATIONS AND ACRONYMS

AWP&B	Annual Work Plan & Budget
BFP	Budget Framework Paper
BOQ	Bills of Quantities
CAO	Chief Administrative Officer
CBO	Community Based Organizations
CHEW	Community Health Extension Worker
CPD	Continuous Professional Development
DDP	District Development Plan
DHO	District Health Office/Officer
EMHS	Essential Medicines and Health Supplies
GAVI	Global Alliance for Vaccines and Immunization
GH	General Hospital
GoU	Government of Uganda
GRC	Grievance Redress Committee
GRM	Grievance Redress Mechanism
HC	Health Centre
HF	Health Facility
HLG	Higher Local Government
HMIS	Health Management Information Systems
HRM	Human Resource Management
HSD	Health Sub District
HSDP	Health Sector Development Plan
HUMC	Health Unit Management Committee
IFMS	Integrated Financial Management System
IGFT	Inter-Governmental Fiscal Transfer
IGG	Inspector General of Government
IMR	Infant Mortality Rate
IPF	Indicative Planning Figure
JMS	Joint Medical Stores
LG FAR	Local Government Finance and Accountability Regulations
LG	Local Government
LLHU	Lower Level Health Unit
PFMA	Public Financial Management Act
M&E	Monitoring and Evaluation
MC	Municipal Council
MoFPED	Ministry of Finance Planning and Economic Development
MoH	Ministry of Health
MoLG	Ministry of Local Government
NDP	National Development Plan
NMS	National Medical Stores
NWR	Non-Wage Recurrent
O&M	Operation and Maintenance
O/W	Of Which
OPD	Out Patient Department
OPM	Office of the Prime Minister
OTIMS	Online Transfer Information Management System

P4R	Program for Results
PFMA	Public Finance Management Act
PHC	Primary Health Care
PHP	Private Health Providers
PNFP	Private Not for Profit Providers
PPDA	Public Procurement & Disposal of Assets
RDC	Resident District Commissioners
RMNCAH	Reproductive Maternal Neonatal Child & Adolescent Health
RRH	Regional Referral Hospital
SG	Solicitor General
TC	Town Council
TCMP	Traditional Complimentary Medicines Practitioners
TEC	Technical Evaluation Committee
UHC	Universal Health Coverage
UNMHCP	Uganda National Minimum Health Care Package
USF	Uganda Sanitation Fund
VHT	Village Health Teams

1. CHAPTER ONE: INTRODUCTION

1.0 Introduction

These guidelines are issued by the Ministry of Health (MoH) to Local Governments (LGs) to provide information about the sector conditional grants and guide the preparation of LG budget estimates for the Health sector. They give details of (i) the national policies for the sector, (ii) the role and mandate of LGs in the sectors, (iii) an overview of Central Government grants to LGs, (iv) an explanation of how grants are allocated to each LG, and (v) requirements that LGs must follow when preparing the budget.

1.1 Purpose of the Guidelines

This document is to provide guidance for the budgeting and utilization of the Primary Health Care (PHC) grants and other decentralized health grants in Financial Year (FY) 2019/20. These guidelines should be used to prepare and implement annual work plans for both Public and Private-Not-For-Profit (PNFP) facilities as well as Private Health Provider facilities where applicable.

Financial Management and Accounting procedures should be guided by the Public Finance Management Act 2015, Local Government and Accounting Regulations 2007, the Public Procurement and Disposal Act (PPDA) 2015 and any other guidelines as approved by the MoH, particularly the Uganda Clinical Guidelines 2016, the Results Based Financing (RBF) implementation manual, and guidelines issued by the MoH EPI Program guided by the conditions of the GAVI Grant.

1.2 National and Sector Policy and Priorities

In line with the National Development Plan 2015/2016 – 2019/2020 (NDP II) the health sector efforts will be geared towards attainment of Universal Health Coverage (UHC) through: Strengthening of the national health system including governance and regulatory framework, Reproductive, Maternal, Neonatal, Child and Adolescent Health (RMNCAH) Services, Communicable and Non-communicable disease prevention, mitigation and control, Health Education and Promotion (Lifestyle, hygiene, nutrition) using a multi-sectoral approach, Essential clinical care services including rehabilitation and palliative care and health infrastructure development.

The Ministry has prioritized the following strategies to improve health service delivery in FY 2019/20;

1. Operationalisation of the health facilities which are currently being upgraded from health centre (HC) IIs to HC IIIs;
2. Prioritisation of preventive measures in health service delivery, including scaling up campaigns on health lifestyles beyond the National Fitness day;
3. Strengthen referral systems to prioritise diagnosis and treatment of non-communicable diseases;
4. Streamline systems for of Essential Medicines and Health Supplies (EMHS) ordering and distribution, that is to say, balancing push and pull systems to address issues of drug stock out and mismatch of EMHS with regional specific needs; and
5. Improving health service delivery, through health worker training, supervision and inspection, including training and supervision of Intern Doctors. This will be complemented by enhanced monitoring and inspection mechanism to address

absenteeism as well as putting in place an effective system to monitor the use and maintenance of hospital equipment.

1.3 Mandate of Local Governments

In order to achieve the above priorities, LGs have the responsibility of ensuring that the population has access to health services through annual operational planning, management and delivery of quality health services by carrying out:

- a) Community mobilization
- b) Supervision
- c) Monitoring
- d) Resource mobilization, and allocation according to guidelines and other restrictions
- e) Enforcement of the health related laws and regulations

The Local Government Act (schedule 2) specifies that LGs have the responsibility of delivering on the National Health Policy. This includes responsibilities for medical and health services such as: hospitals, but not regional referral hospitals; all HCs; government facilities; PNFP health facilities; maternity and child welfare services; communicable disease control, especially malaria, HIV/AIDS, TB and leprosy; control of other diseases; emergency referral services; vector control; environmental sanitation; health education; quality monitoring of water supplies; supervision and monitoring of the private sector; and implementation/enforcement of the various Health Acts.

Table 1: Program and associated mandate

Program	Associated LG mandate
General/ District Hospital	In addition to the services offered at the community, the hospital provides services for general medical and surgical conditions, specialist services in Medicine, Surgery, Paediatrics, Community Medicine; and Obstetrics & Gynaecology. It also provides in-service training and basic research.
Primary Health Care and Sanitation Services	To provide preventive and curative health services, health education and promotion; rehabilitative health services, hygiene and sanitation and HSD management.
District Health Office/Management	To carry out the oversight function to health facilities and general health service delivery including: coordination, planning, budgeting, monitoring and supervision, health promotion, epidemic and disaster preparedness and response, capacity building and regulation.

2. CHAPTER TWO: THE UGANDA HEALTH SYSTEM

2.0 Overview of the PHC Service Delivery System

This chapter provides an overview of the PHC service delivery system and the responsibilities of the LGs and the health facilities.

The Constitution and the LGs Act 1997 (with Amendment Act 2001) defines the legal mandate of the District/Municipal Councils. In the health sector, the District/Municipal Councils are responsible for Medical and Health services including:

- Hospitals, but not Regional Referral Hospitals
- All HCs in the respective catchment areas
- Maternity and Child Welfare services
- Communicable disease control, especially Malaria, HIV/AIDS, TB and Leprosy
- Control of other diseases
- Ambulance services
- Vector Control
- Environmental Sanitation and Hygiene
- Health Education and Promotion
- Quality monitoring of water supplies
- Supervision and Monitoring of the private sector
- Implementation/Enforcement of the various Health Acts

The responsibility Centres for implementation of these activities are at four levels: the District LG level, the HSD level, LLHF level and the Community level. The DHO, under the supervision of the CAO and MoH, provides overall leadership in the delivery of health services.

The MoH Service Standards recommend that a General Hospital should serve a population of 500,000 people, HC IV should serve 100,000 people, HC III should serve 20,000 people and HC II 5,000 People.

Table 2: Health facility population ratio standard

Type of facility	Health facility population ratio standard
National referral hospital	1: 10 million
Regional referral hospital	1: 3 million or 1 per region
General hospital	1:500,000 or 1 per district
HC IV	1: 100,000 or 1 per county
HC III	1: 20,000 or 1 per sub-county
HC II	1: 5,000 or 1 per parish
VHT	1: 1,000 or 1 per village

The MoH is in the process of establishing and functionalizing health facilities as per the above standards across the country in a phased manner by; upgrading HC IIIs to HC IVs in constituencies/counties where they do not exist, upgrading HC IIs to IIIs in Sub-Counties/ Town Councils/ Divisions without a HC III; and construct HC IIIs in Sub-Counties/ Town Councils/ Divisions without health facilities at all.

At parish level and village level, Village Health Teams (VHTs) will continue as voluntary structures until MoH communicate further.

2.1 Role of Local Governments

The roles of the LGs in Health can be summarized as:

- Mobilize and allocate resources
- Plan and Budget for the services they are responsible for including compiling the LG Budget Framework Papers (BFP)
- Approve District Development Plans (DDP) and Annual Work plans and Budgets (AW&B)
- Monitor the overall performance of the district/municipal health care delivery system
- Human resources for health development management (recruitment, deployment, in- service- training, career development, payroll management, etc.)
- Control of epidemics
- Advocacy for health
- Health Systems Research.

2.2 Role of the District Health Offices and Municipal Health Offices

The District/Municipal Health Office is the technical arm of the District/Municipal Council in the management of the District/urban health system. The core functions of the office revolve around the following management and technical support functions:

1. Policy Implementation and Planning:

- Integration of the National Health Policies into the District/Urban Health System
- Provision of leadership in the development of District/Urban Health Plans and Programmes.
- Building the capacity of the HSD teams in the planning process.
- Resource mobilization, allocation and overall management.

2. Human Resource Development Management

- Human resource planning and In-Service Training.
- Planning and Implementing Continuing Professional Development (CPD).
- Personnel management functions.

3. Quality Assurance / Support Supervision

- Dissemination of national standards and guidelines and ensuring their implementation
- Provision of technical support and backstopping to the HSDs Team for quality improvement.
- Conducting support supervision of the public and private sector.
- Monitoring the implementation of the Municipal Health Plans.

4. Coordination and Integration of Health Services

- Fostering inter-sectoral collaboration for health.
- Fostering collaboration between all providers - Government, PNFP, PHP and Traditional Complementary Medicine Practitioners (TCMPs).
- Ensuring efficient and cost effective utilization of the available resources including development partner investments.

5. Disease and Epidemic Control / Disaster Preparedness

- Conducting diseases surveillance and reporting.
- Health education and promotion.
- Health inspection for environment health and sanitation.

6. Monitoring and Evaluation (M&E) of District Health Services

- Collecting, analyzing, submitting and disseminating the relevant data.
- Utilization of Health Data and information to assess performance against targets.
- Assessment of various programs and interventions.
- Report on outputs and expenditures by the 10th day of each month.

7. Advocacy for Health Services

- Raising awareness of health sector needs among decision makers, consumers and health workers.

8. Health Systems Research

- Provision of leadership in Health Sector Operations Research and build capacity for HSDs and lower levels to undertake research.

2.3 The General Hospitals

These provide preventive, promotive, outpatient curative, maternity, inpatient services, emergency surgery, blood transfusion, laboratory services and other general services. They also provide in-service training, consultation and research in support of the community based health care Programmes.

The General Hospital funds should be allocated to the following expenditure categories; capital items, domestic arrears, Hospital based PHC activities, Maintenance of medical equipment and buildings, training and capacity building, cleaning wards and compounds, utilities, vehicles and generator operation and maintenance, medical and office equipment, food supply (including firewood), other supplies, administration, staff allowances, transport and training.

Support for Hospital based PHC activities. About 10% PHC primary health care activities such as immunization, supervision visits, outreach activities, sensitization, health promotion talks, Household/community based activities e.g. environmental health issues, sanitation etc.

2.4 The Role of the Health Sub-District

This is a functional zone of the District Health System created to decentralize planning and management of district health services and is responsible for delivery of the Uganda National Minimum Health Care Package (UNMHCP).

In a district with more than one constituency, each constituency constitutes a HSD mandated to manage health services at this level and lower levels in terms of planning, implementation, monitoring and supervision of all basic health services.

A HC IV or general hospital in the HSD serves as the HSD Referral Facility.

2.5 The Role of a Health Centre IV

The HC IV is responsible for providing the following services;

- i. Preventive and promotive services
- ii. Curative services (General OPD and In-patient services)
- iii. Maternity
- iv. Blood transfusion
- v. Ultra sound examinations for abdominal conditions especially obstetric cases
- vi. Caesarean sections and lifesaving surgical operations

vii. Laboratory services

In addition, a HC IV serves the functions of the basic peripheral unit in the constituency where it is located and also serves the function of a HC III, over and above the functions elaborated above.

2.6 The Role of a Health Centre III

A HC III serves the functions of the basic peripheral unit in the Sub-county where it is located while at the same time performing the supervisory function for all the HC IIs in the Sub-county. A HC III provides preventive, promotive, outpatient, curative, maternity, inpatient and laboratory services.

2.7 The Role of a Health Centre II

The lowest planning unit of the district/municipal health system is the HCII and provides preventive, promotive, outpatient, curative health services and emergency delivery.

This is the health unit that serves as the interface between the health care system and the community at parish level. This arrangement fulfils the principle of “close to client” and enables close collaboration between the health service providers and the community structures like the Village Health Teams (VHTs), Parish Development Committees, Women Councils, Youth Councils and Councils for Disabled Persons.

3. CHAPTER THREE: GRANT DETAILS

3.0 Structure and Purpose of Wage, Non-Wage Recurrent, Development Grants, and selected subventions

This chapter elaborates the guidelines, including the allocation formulae for generating the Indicative Planning Figures (IPFs) for FY 2019/20 and the budgeting requirements for LGs.

In order to access conditional grant funding, LGs are required to adhere to a number of specific requirements relating to the budget allocation and utilization guidelines.

As per the decentralization policy, the LGs are responsible for planning, procurement and construction of health infrastructure investments. These guidelines should apply to decentralized health infrastructure construction irrespective of funding source.

The MoH will remain responsible for formation of policies, setting national standards, providing guidelines, offering support supervision and monitoring outcomes within the context of Minimum Quality Standards.

Health Sector grants are provided to LGs and health facilities to provide Health Services, in order to achieve UHC with emphasis on access, quality and affordability aspects. The structure and purpose of the grants and selected subventions is shown in **Table 3** below.

Table 3: Summary of Grants and Selected Subventions

The full breakdown by vote and facility is in **Annex 3**.

Grant/Subvention		Budget (UGX billion) in FY 2019/ 20	Purpose	Allocation basis	Summary of budget requirements
Wage Conditional Grant		441.36	To pay salaries for all health workers in the district health service including health facilities and hospitals.	Additional wage of UGX 120 million allocated to each upgraded Health Centre II in a LG. Otherwise, ad hoc increments.	<ul style="list-style-type: none"> • Districts and municipalities are responsible for payment of salaries of health staff in health facilities and DHO/MHOs • Salary allocations must be aligned to the filled posts within the approved structure, recruitment plan and salary scales in a given FY • The Health Department must prepare a recruitment plan and submit it to the MoH Human Resource Management (HRM) Department for the vacant positions of health workers and DHO/MHOs • Hard to reach allowance must be provided for staff in hard to reach areas outside town councils and HLG headquarters, in line with the hard to reach framework and schedule designated by the Ministry of Public Service (MoPS)
Non-Wage Conditional Grant	o/w PHC	6.58	To fund service delivery operations by the health department supervision, management, and epidemic preparedness	Population (60%); Infant mortality (8%); Poverty headcount (2%); Fixed allocation (4%); Number of HCIVs & IIIs (24%); Population in Hard to Reach Hard to Stay Areas (2%) . Last year's allocations held harmless at vote and facility level. DHOs receive portion of facility-level allocation	<ul style="list-style-type: none"> • The total allocation to lower level facilities (HC II, HC III, HC IV) must be at least 80% of the PHC non-wage recurrent budget (excluding PHC Hospital NWR Grant) • PNFP health facilities should be funded from the window of non-wage grant for PHC, but only if they meet the eligibility criteria in Annex 1, have been approved by the MoH, and have signed an MoU with the LG • Allocations to general hospitals should be at least the value of the non-wage grant for hospitals • Only PNFP (NGO or CBO) hospitals which meet the eligibility criteria in Annex III and have been approved by the MoH should be allocated PHC funds
		29.99	To fund service delivery operations by the health centres, both government and private not for profit – prevention, promotion, supervision, management, curative, epidemic preparedness		

Grant/Subvention		Budget (UGX billion) in FY 2019/ 20	Purpose	Allocation basis	Summary of budget requirements
					<ul style="list-style-type: none"> A maximum of 20% of the Non-Wage Recurrent Budget (excluding PHC Hospital NWR Grant) can be used for monitoring and management of District/ Municipality health services.
	o/w Hospital	19.61	To fund service delivery operations by hospitals both government and private not for profit – prevention, promotion, supervision, management, curative, epidemic preparedness	Population of HLGs with Public or PNFP hospitals, adjusted for number of hospitals (82%); Infant mortality (10%); Poverty headcount (2%); Fixed allocation (6%). Last year’s vote-level allocations are protected.	All hospital grants must go directly to hospitals. Eligibility and JM, S for PNFPs as per Annex 1 .
Development Conditional Grants	o/w Development Grant - Health (IGFI)	Facilities upgrading	This will fund the upgrading of HCIIIs to IIIs in the Sub Counties with no HC IIIs which have HCIIIs.	<p>Allocation for health facility upgrade, prioritization described fully on Page 23, sequenced over three years.</p> <p>Capital allocations should be prioritised as follows.</p> <ul style="list-style-type: none"> To upgrade HC IIIs to IIIs in Sub Counties without a HC III or higher level health facility. To construct new HC IIIs in Sub Counties with no health facilities at all in subcounties with populations greater than 10,000. In large and highly populated sub counties, additional new HC IIIs shall be constructed to attain a 5km walking distance to a health facility. Other geographical features like islands, mountainous areas will be considered in the allocation of HC IIIs. 	<p>All health infrastructure and equipment budgeted for must:</p> <ul style="list-style-type: none"> be approved by: (a) chair of the HMC; (b) the in charge of the health facility; and (c) the village (LC1) and district/municipal councilor for the area in which the health facility is located using the form specified in the annexes of these guidelines. be accompanied by (a) duly filled application form which is accompanied by (b) a completed environmental and social safeguards checklist and (c) evidence of land availability. <p>LGs must not budget for activities specified as ineligible expenditures for capital investment.</p> <p>Local governments must budget at least 95% of the value of their Sector Health Development allocation for “Upgrading of HCIIIs to HCIIIs on construction of facilities” for construction of the facilities listed in Annex 2 to these guidelines or otherwise agreed with the MoH.</p> <p>A maximum 5% of the allocation to capital investments may be allocated to investment servicing costs for the construction of those facilities.</p> <p><i>Allowed activities:</i></p>
		Infrastructure maintenance	10.31	<p>This will finance repairs to health infrastructure in and equipping and completion of existing public health facilities and capacity development activities.</p> <p>The development budget will be used for capital</p>	<p>To incentivize health related local government performance, by linking LGPA scores to allocations. Squared scores are weighted by 50% existing number of HC3s-Hospitals and 50% Population per GOU or PNFP health facility above 22,000.</p>

Grant/Subvention		Budget (UGX billion) in FY 2019/ 20	Purpose	Allocation basis	Summary of budget requirements
			<p>investments, to fund rehabilitation, construction or equipping of service delivery and/or administrative infrastructure.</p> <p>Capital allocations for the functioning of existing health facilities should be prioritized as follows:</p> <ul style="list-style-type: none"> o Firstly, rehabilitating, completing and equipping existing facilities in lower local governments with HCIIIs which serve more than 20,000 people where there are gaps in basic buildings' requirements and equipment; o Secondly, upgrading HCIIIs, completing, expanding existing or constructing new HCIIIs in LLGs which have either have no HCIIIs or where HCIIIs on average serve less than 20,000; 		<p>Service delivery infrastructure and equipment</p> <ul style="list-style-type: none"> - Health centre III, IV - Out patient department (OPD) block - Maternity ward - Female ward - Male ward - Operating theatre (Health Centre IV) - Drug store - Mortuary - Staff houses - Toilets/pit latrines & bathrooms - Medical waste pit - Water source - Medical equipment - Furniture - Electricity (grid or solar) - Fencing <p><i>Not allowed:</i> Construction of new HCIIIs.</p>
	o/w Transitional Ad Hoc	6.30	The Ministry of Health will provide specific guidance to individual local governments with allocations for the Transitional Development Ad Hoc Health Grant on the investments to be financed from the grant.	Ad hoc	
	o/w Sanitation	2.57	Funds sanitation related activities such as community sensitizations and advocacy work that contribute to the	As per donor	

Grant/Subvention		Budget (UGX billion) in FY 2019/ 20	Purpose	Allocation basis	Summary of budget requirements
			reduction of morbidity and mortality rates from sanitation-related diseases.		
Total grants		556.42			See Annex 5 for a list of grievance mechanisms to be followed in each local government; Annex 1 for agreements.
GAVI		18.05	127 Districts ¹ . In FY 2019/20, this subvention, which is financed by a Development Partner, will fund health systems strengthening activities in the LGs.	<p>1. Conduct mop up/catch up of Routine immunization (PIRI) in 40 poorly performing districts to reach the un/under immunized including hard-to-reach communities in all target populations. Each of the selected districts will receive UGX 7,700,000. The districts will be selected as per immunization performance ranking at the time of implementation.</p> <p>2. Deploy the Central EPI Team to supervise the integrated child health days in the 14 regions covering 128 districts + 4 for the Kampala divisions-supportive supervision. Each Division will receive UGX 2,874,568</p> <p>3. Support to 132 districts to conduct ICHDs Each district will receive UGX 26,863,233</p> <p>4. Support the districts to implement outreaches, to carry out supply of vaccines and logistics, micro-planning, Mapping schools and cold-chain maintenance. This activity comprises an annual meeting to plan routine outreaches. Each participant will receive UGX 20, 000 for day allowance and a transport refund of UGX 20, 000. The participants shall be 4 DHT members, parish chiefs, HC III and HC IV in charges, sub</p>	GAVI through the Ministry of Health has provided a cash grant, paid as a subvention, with the objective of strengthening Health systems in Uganda. The GAVI HSS II is a subvention (Other Government Transfer) directly from MoH to local governments, outside of the local government transfers system. However local governments are still required to budget for the use of HSS II funding based on IPFs communicated further to these Guidelines by MoH.

¹ Only LGs included in the total. A further UGX. 285.93 million available for KCCA.

Grant/Subvention		Budget (UGX billion) in FY 2019/ 20	Purpose	Allocation basis	Summary of budget requirements
				<p>county health assistants and parish mobilisers.</p> <p>5. For outreaches, each parish mobiliser, health assistant and Health worker will receive a day allowance of UGX 10,000 and a transport refund of UGX 9,000.</p> <p>6. Four members of the DHT in 132 districts to conduct quarterly EPI technical support supervision, Follow up on the Job Training of HF immunization teams on Immunization in Practice (IIP): Each district will receive UGX 3,400,000</p> <p>7. Support Data Improvement Teams (DITs) to conduct Follow-up Mentorships of Health Workers in data quality improvement (of EPI/HMIS programs) at all levels in districts. Each district will receive UGX 4,560,000</p> <p>8. Hold Health Sub District Bi-Monthly Performance review meetings For the quarterly performance review, each participant will receive a day allowance of UGX 20, 000. The participants shall be Health Sub District (HSD) in charge, sub county chiefs, Health facility in charges, Parish chiefs and health assistants. Targeting Sub county chiefs, HSD in charges, Health facility in charges, Health Assistants.</p>	
URMCHIP RBF	DHMT	3.14	79 Districts ² . In FY2019/20, this subvention is financed by the World Bank Loan, GFF and Sida Grants, will be paid to	Fuller guide in the URMCHIP RBF Implementation Guidelines.	Funds are transferred to the District General Fund Account upon submission of District Invoice and verification by the Regional RBF Team.

² Only LGs, Hospitals and Health Facilities outside Kampala are included. Entebbe Hospital has been moved to its own vote.

Grant/Subvention		Budget (UGX billion) in FY 2019/ 20	Purpose	Allocation basis	Summary of budget requirements
			the DHTMs based on achievement of the agreed outputs on a quarterly basis.		Districts are required to have workplans and Performance Improvement Plans for utilization of these funds.
	Hospital	8.04	58 Hospitals. Will be paid to Hospitals based on achievement of the agreed outputs and quality scores on a quarterly basis.		Funds are transferred to the District General Fund Account in the case of Public General Hospitals or Hospital Accounts for RHHs and PNFH Hospitals upon submission of District Invoice and verification by the Regional RBF Team. Hospitals are required to have workplans and Performance Improvement Plans for utilization of these funds.
	Health centre	34.27	717 Health Facilities. Will be paid to the Health Facilities based on achievement of the agreed outputs and quality scores on a quarterly basis.		Funds are transferred to the Health Facility Account upon submission of District Invoice and verification by the Regional RBF Unit. Health Centres are required to have workplans and Performance Improvement Plans for the utilization of these funds.
Selected subventions		63.60			

3.1 Budget Requirements and Guidelines for the Wage Conditional Health grants

A summary of budget requirements was provided above in **Table 3**. Other instructions from MoH and the MoPS accompany the short summary below.

3.1.1 Human Resource (Health Workers) Management

The District/Municipal LG is required to ensure:

- The structure for health workers with a wage bill provision is filled.
- A comprehensive recruitment plan is prepared and implemented.
- The recruitment plan for the following FY should be submitted by the CAO to MoPS by 30th of September of this FY.
- Minimum staffing levels are met for all health facilities (see **Table 4** below). If this is impossible, the districts and the facilities within the districts furthest behind that staffing level should be favoured.
- After minimum staffing levels are met, health workers should be deployed equitably across health facilities.
- Performance appraisal for the Health facility in-charges is properly conducted.

Minimum staffing levels are shown below for HC II and HC III, and HC IV – due to variation, the same is not reprinted for hospitals.

Table 4: staffing schedules for Health centres II, III and IV

No.	Post	Scale	Minimum Number of staff (MoPS)		
			HEALTH CENTRE IV	HEALTH CENTRE III	HEALTH CENTRE II
1	Senior Medical Officer	U3	1	0	0
2	Medical Officer	U4	1	0	0
3	Senior Nursing Officer	U4	1	0	0
4	Senior Clinical Officer	U4	0	1	0
5	Public Health Nurse	U5	1	0	0
6	Clinical Officer	U5	2	1	0
7	Ophthalmic Clinical Officer	U5	1	0	0
8	Health Inspector	U5	2	0	0
9	Dispenser	U5	1	0	0
10	Public Health Dental Officer	U5	1	0	0
11	Laboratory Technician	U5	1	1	0
12	Assistant Entomological Officer (Medical)	U5	1	0	0
13	Nursing Officer/ Nursing	U5	1	1	0
14	Nursing Officer/ Midwifery	U5	1	0	0
15	Nursing Officer/ Psychiatry	U5	1	0	0
16	Assistant Health Educator	U5	1	0	0
17	Anaesthetic Officer	U5	1	0	0
18	Theatre Assistant	U6	2	0	0
19	Anaesthetic Assistant	U7	2	0	0
20	Enrolled Psychiatric Nurse	U7	1	0	0
21	Enrolled Nurse	U7	3	3	1
22	Enrolled Midwife	U7	3	2	1
23	Laboratory Assistant	U7	1	1	0
24	Stores Assistant	U7	1	0	0
25	Health Assistant	U7	1	1	1
26	Health Information Assistant	U7	1	1	0

No.	Post	Scale	Minimum Number of staff (MoPS)		
			HEALTH CENTRE IV	HEALTH CENTRE III	HEALTH CENTRE II
27	Cold Chain Assistant	U7	1	0	0
28	Accounts Assistant	U7	1	0	0
29	Office Typist	U7	1	0	0
30	Nursing Assistant	U8	5	3	2
31	Driver	U8	1	0	0
32	Askari	U8	3	2	2
33	Porter	U8	3	2	2
	TOTAL		48	19	9

Source: Ministry of Public Service

3.2 The Allocation Formulae and Budgeting Requirements for the NWR Grant

Allocation formula applied to NWR are below, which provides a rationale for the shares shown in **Table 3** above. These will be introduced on a hold-harmless basis, so that allocations as far as possible are protected in nominal terms relative to previous fiscal years.

Table 5: Allocation Formula for Grants

Subgrant	Variable	Weighting (%)	Rationale
Primary health care NWR	Population	60	Population represents the overall target beneficiaries, and is an indicator of need for health services and the scale of services required.
	Infant Mortality	8	Equalizing health outcomes: most of the causes of infant mortality are preventable using already proven interventions. These include immunisation, ORS, nutrition and hygiene. Therefore strengthening the health system will address the causes that enhance disparities in IMR.
	Poverty Headcount	2	Approximates socio-economic goal of increasing access for poorer communities.
	Fixed Allocation	4	A fixed allocation to cover the running of the health department.
	Number of HCIVs & IIIs	24	A constant amount to cover the fixed cost of running a HC III and HCIV, with 30% going to HCIII and 70% to HC IV.
	Population in Hard to Reach Hard to Stay Areas	2	Mountainous, islands, rivers etc. have peculiar terrain. Provides greater allocations to areas where costs are likely to be high.
Hospital non-wage recurrent	Population of HLGs with Public or PNFP Hospitals	82	Population of districts with hospitals represents a proxy for need for hospital services and the scale of services required.
	Infant Mortality	10	Equalizing health outcomes: most of the causes of infant mortality are preventable using evidence-based interventions. These include immunization, ORS, nutrition and hygiene. Therefore strengthening the health system will address the causes that enhance disparities in IMR.
	Poverty Headcount	2	Approximates socio-economic goal of increasing access for poorer communities.
	Fixed Allocation	6	A fixed allocation to cover the running of the hospital.

Expanding on **Table 5** above:

3.2.1 Budgeting for Disease Prevention, Health Promotion and Sanitation

One of the priorities of the Ministry of Health is to prevent Ugandans from diseases and ensure a productive population. However, over time, the above has not yielded the expected outcomes, and subsequently resulted into unnecessary health care costs.

In order to address the challenges related to the high diseases burden, in FY 2019/2020 the Ministry of Health is re-prioritizing Disease Prevention, Health Promotion, Hygiene and Sanitation to ensure better health outcomes are registered at household level.

It is again at this background, that during the budgeting for FY 2019/ 20, **a minimum of UGX 10 billion**, representing at least 20% of the total NWR budget, shall be dedicated to **Disease Prevention, Health Promotion, Hygiene and Sanitation** activities at **District Hospital level, DHO offices and lower level of health facilities**.

The Ministry of Health expects Management at each of the entity in LGs to implement above activities and timely provide **an integrated workplan** and **quarterly reports** regarding the utilization of all PHC funds, including funds disbursed to the Districts as required in the Public Financial Management and Local Government Act.

The above shall cover all facilities receiving Public funds, including all PNFP facilities.

3.2.2 Budgeting for Lower Level Public Health Facilities (HC IV- HC II)

- The total allocation to Lower Level facilities must be at least 80% of the PHC non-wage recurrent budget (excluding PHC Hospital NWR Grant)
- Detailed principles and associated guidance for allocating grants to the lower level public health facilities will be developed in consideration of the recommendations of the Local Government Health financing Study.

3.2.3 Budgeting for Private-Not-For-Profit Facilities (HC IV - HC II)

Allocations to PNFP facilities will be made as an integral part of the district health service as follows:

- a) PNFP health facilities should be funded from the window of non-wage grant for PHC.
- b) Only PNFP (NGO or CBO) health facilities which meet the eligibility criteria in this subsection and have been approved by the MoH should be allocated PHC funds.
- c) All eligible and approved PNFP (NGO or CBO) health facilities must sign a Memorandum of Understanding (MoU) with the respective LGs.
- d) Detailed guidelines for allocating to lower level PNFP health facilities will be developed over the coming months
- e) For each PNFP facility, in addition to the funding appropriated under the LG grant, additional funding equal to the local government grant funding will be appropriated under MoH and will constitute a medicines credit line facility at Joint Medical Stores (JMS) for FY 2019/20. This is budgeted outside the PHC NWR Grant.
- f) The PNFP health facilities will be required to make half annual procurement plan for EMHS from JMS based on quarterly budgets and guidelines from JMS and MoH.
- g) The following items should be planned for under PHC NWR Grants by PNFP health facilities:
 - i. Employee costs (other than Wage)
 - ii. Administrative expenses
 - iii. Food supply
 - iv. Medical and office equipment
 - v. Operation and maintenance
 - vi. Utilities
 - vii. Cleaning services
 - viii. Material supplies and manufactured goods
 - ix. Training costs
 - x. Payment of interns
 - xi. Outreaches
 - xii. Monitoring, supervision and reporting
 - xiii. Property costs

- h) The activities to be undertaken by the PNFP health institutions are to be integrated in the LGs BFP and the AW&B for the LGs for FY 2019/20.
- i) The PNFP facilities are required to comply to the accounting and financial arrangements stipulated in the LGFAR 2007, the PPDA 2005, PFMA 2015 and the LGA Amendment 2008 to guide financial management, reporting and accounting procedures. In addition, annexes to the guidelines provide specific formats for monthly and annual reporting as well as cash books.

3.2.4 Budgeting for Hospitals (Public & PNFP)

Criteria for budgeting for Public and PNFP Hospitals are as follows:

- Allocations to general hospitals should be at least the value of the non-wage grant for hospitals.
- PNFP hospitals should be funded from the window of non-wage grant for hospitals.
- For each PNFP hospital, in addition to the funding appropriated under the local government grant, additional funding equal to the local government grant funding will be appropriated under MoH and will constitute a medicines credit line facility at JMS for FY 2019/20. This is budgeted outside the PHC NWR Grant.
- Only PNFP (NGO or CBO) hospitals which meet the eligibility criteria in **Annex 1** and have been approved by the MoH should be allocated PHC funds.

3.2.5 Budgeting for Health Management and Supervision (District / Municipal Health Offices)

A maximum of 20% of the Non-Wage Recurrent Budget (excluding PHC Hospital NWR Grant) can be used for monitoring and management of District/ Municipality health services under 0883: Health Management and Supervision.

Budgeting for sanitation and health promotion and Medical Supplies for Health Facilities is the responsibility of the health office under the following outputs:

- Output: 088101 Public Health Promotion
- Output: 088104 Medical Supplies for Health Facilities
- Output: 088106 Promotion of Sanitation and Hygiene
- And any Lower Local Services Outputs where documentation can show what the money is being spent on, relating to sanitation and promotion.

3.3 Allocation formula and budgeting requirements for the IGFT Conditional Development Grant

The development grant allocation formula for FY 2019/20 has two components:

- (i) the facilities policy component allocated based on the basic allocation criteria i.e. 80% of the grant; and
- (ii) the performance component based on the results of the LG performance assessment system i.e. 20% of the grant.

Health Sector Development Grants are provided to LGs in order to achieve UHC with emphasis on access, quality and affordability aspects. The structure, purpose and summary LG budgeting requirements of the health sector development grants is shown in **Table 3** above.

Squared LGPA scores are used. They are weighted by 50% and 50% respectively of the to basic formula components. This is fully described in **Table 3** above and fully shown for FY2019/20 in **Annex 8**.

3.3.1 Performance component of the allocation formula

An annual performance assessment by the Office of the Prime Minister (OPM) was conducted in August 2018 for all but the newest 13 Local Governments (totalling 162 Local Governments) with the results posted on the Budget Website on http://budget.go.ug/fiscal_transfers/page/assessment_results. The intention is to repeat the exercise around August-September of each year, derive the performance scores, and allocate resources based on those scores. The calculation methodology is set out in **Annex 8**.

Local Governments that score above average (the mean score) in this assessment will receive a larger share of the development grant relative to other Local Governments in the next fiscal year. Scores are squared for the allocation calculation. This means that a district that performs well, receives a relatively greater reward than if the scores were not squared.

The impact from the results of the assessment will be weighted (scaled) with the basic allocation formula as outlined above to ensure that every performance indicator has a noticeable impact on the actual size of the allocations, and that the system provides appropriately sized incentives for all (larger as well as smaller LGs). The system will ensure that LGs with a performance score above the average score will receive additional funding and a LG with a score that is below the average will be allocated lower resources. The system also ensures that all the funds are allocated (no balances). The details have been programmed in OTIMS which is a function of the Programme Budget System (PBS).

In general terms, the formula for determining performance weighted total formula component allocations is: Performance weighted allocation for LG “X” = [Total Grant Resources * Score * Score * (50% existing number of HC3s-Hospitals + 50% Population per GOU or PNF health facility above 22,000 for LG “X”)]

Score is repeated because of the squaring of the LGPA score.

3.3.2 IGFT Development Budget Requirements and prioritisation

A summary of development budget requirements and prioritisation is set out in **Table 3** above and expanded upon below.

In the medium term, as directed by His Excellency the President, the health sector will focus its efforts towards establishing a **functional HC III per Sub County** across the country. The LG’s development budget will be used for capital outputs 088180-85 relating to fund the construction, rehabilitation and equipping of health facilities and these allocations should prioritise the achievement of this objective.

The Health Development Grant allocation for **the functioning of existing health facilities** shall be allocated for the rehabilitating, completing and equipping existing facilities.

Due to the element of World Bank co-financing across the subgrants, health facilities upgrades listed in the Annex are deemed not to attract VAT. Costs in these guidelines are shown net of VAT. The maximum budget allocation for development projects is indicated in **Table 6** below:

Table 6. Maximum allocation for development budget

Maximum budget allocation for development (UGX)	
New HC III	1.8 billion
Upgrade from HC II to HC III	800 million
New HC IV	1.9 billion

Annex 7 shows the basic health infrastructure requirements per level of PHC.

Priorities

The “Upgrading Health Centre” window of the Health Development Grant and other funding sources may be used for **upgrading and new health facility** construction on the following priority order:

- The first priority will be to upgrade HC IIs to IIIs in Sub Counties without a HC III or higher level health facility. Currently, there are 331 Sub Counties with no HC III but have a HC II that can be upgraded.
- To construct new HC IIIs in Sub Counties with no health facilities at all with populations greater than 10,000. Currently, there are 132 Sub Counties with populations greater than 10,000 with no health facilities at all.
- In large and highly populated sub counties, additional new HC IIIs shall be constructed to attain a 5km walking distance to a health facility. Other geographical features like islands, mountainous areas will be considered in the allocation of HC IIIs.

Capital allocations will also be made to the the **functioning of existing health facilities** which should be prioritised as follows:

- Firstly, rehabilitating, completing and equipping existing facilities in lower local governments with HCIIIs which serve more than 20,000 people where there are gaps in basic buildings’ requirements and equipment;
- Secondly, upgrading HCIIIs, completing, expanding existing or constructing new HCIIIs in LLGs which have either have no HCIIIs or where HCIIIs on average serve less than 20,000;

Priority-setting and project preparation steps

To guide the prioritization and selection of investments, Local Governments need to maintain an up-to-date asset register of health facilities and their condition using the Performance Budgeting System (PBS) where possible. The asset register should at a minimum contain the information in **Form 1** in **Annex 1**. The register should be compiled from annual health facility reports (in the Facility-level guidelines).

As part of the decision making process for investments, wide consultation must take place at the LCIII and facility level for a request to be generated for health facility infrastructure and equipment using the application **Form 2** in **Annex 1**.

From the applications made, the asset register and the criteria in **section 5.2**, the LG should prepare a prioritized list of investments to be constructed over the next three years and select those investments that can be implemented with available resources.

LGs must follow the MoH guidelines on upgrading and accreditation of health facilities. A LG must receive written authorization from MoH before budgeting for a new health facility to be constructed, or an existing one to be upgraded. To facilitate this process, the Ministry of Health has prepared a list of HCIIIs which have been pre-authorized for construction or upgrading.

All health infrastructure and equipment budgeted for must be accompanied by

- A duly filled application Form 2 approved by: (a) chair of the HMC (if the facility exists); (b) the in charge of the health facility; and (c) the village (LC1) and district/municipal councilor for the area in which the health facility is located using the form specified in the annexes of these guidelines.
- A completed basic environmental and social safeguards checklist (**Form 3** in **Annex 1**)

- Evidence of land availability
- detailed project profile and work plans for the projects to be undertaken in FY 2019/20.

Budget requirements

Table 4 above provides an indicative list of capital investments and other development activities which may or may not be funded under the sector development budget from Central Government grants for HCII to HCIV NWR.

The Health Development Grant allocation for **Upgrading of HCIIs to HCIIIs** (80% of the national grant value) should be budgeted for Outputs 088180-85 relating to health facility construction and equipping for the facilities specified in **Annex 2** or as otherwise agreed by the Ministry of Health upon request from the LG.

A maximum 5% of the allocation to capital investments may be allocated to investment servicing costs for the construction of those facilities (i.e. it must be budgeted) and to the conditional and transitional development grants.

At most 5% of allocations to capital outputs (088180-85) should be used for monitoring and supervision and investment servicing costs of the project under the following items: 281501 Environment Impact Assessment for Capital Works; 281502 Feasibility Studies for Capital Works; 281503 Engineering and Design Studies & Plans for Capital Works; 281504 Monitoring, Supervision & Appraisal of Capital Works. In exceptional circumstances, LLS outputs could also be used for investment servicing costs.

Of this at most 2.5% of the allocation for capital outputs should be used for monitoring and supervision of the project under the following items: 281504 Monitoring, Supervision & Appraisal of Capital Works.

Up to 10% of the development budget may be allocated to **performance improvement** outputs to strengthen service delivery in health centres and its management by the district/municipality.

3.4 Budgeting for Activities under the Transitional Development Sanitation (Health) Grant

This transitional development grant for Sanitation shall be allocated centrally and annually to LGs that are implementing the Uganda Sanitation Fund (USF) programme.

The IPFs for Sanitation Grant – Health for FY 2019/20 provided for the LGs which shall implement the programme are attached as **Annex 2**.

The grant should fund sanitation related activities such as community sensitizations and advocacy work that contribute to the reduction of morbidity and mortality rates from sanitation-related diseases.

Refer to the USF implementation Guidelines FY 2018/19 for details.

3.5 Budgeting for Transitional Development Ad Hoc Health Grant

The Ministry of Health will provide specific guidance to individual local governments with allocations for the Transitional Development Ad Hoc Health Grant on the investments to be financed from the grant.

3.6 Budgeting for GAVI-Health Systems Strengthening (HSS) II

Ministry of Health with the district local governments will be responsible for providing oversight during implementation. These resources will support activities as per **Table 4** above. The UNEPI program shall provide to Local Governments detailed implementation guidelines for the grants.

3.7 Budgeting for RBF-URMCHIP

Refer to the issued URMCHIP guidelines for FY2019/20 and any subsequent communication from MoH. For ease of planning, guidelines have been issued already, but the planning figures are repeated below. Unlike the grant guidelines, these IPFs are based on facility-level outputs. Historical output levels have been projected forward (in **Annex 2** below); however, unlike the grant guidelines, these function as neither a floor nor a ceiling for allocations, merely a guide assuming a given level of performance. Detailed guidelines on RBF have already been shared with Districts.

4. CHAPTER FOUR: BUDGET EXECUTION

4.0 Procedures for Budget Execution

Development grants

The construction of health infrastructure is expected to have positive economic and social impacts including improved service delivery; increased employment opportunities during the construction or rehabilitation of infrastructure; development of the private sector; and increased accountability downwards as well as upwards in the public sector.

It has to be acknowledged that the construction might have negative environmental and social impacts.

However, construction location and design should be chosen to minimize these potential negative impacts. These guidelines have the following in-built measures to mitigate these risks.

Sections 4.2 to 4.7 apply to development spending, although comments which apply to all funding are clearly indicated.

Non-wage recurrent grants

A detailed guide to the procurement at the facility level is supplied in those newly developed guidelines, while LGs are expected to be familiar with all relevant Laws, Regulations and any correspondence from MoFPED, PPDA, OAG, IGG and MoH and any other relevant body. In particular, any decision to top-up facilities allocations should be reflected in the Programme Budgeting System. Facilities allocations should not normally be lower than the indicative planning figures (IPFs) in **Annex 2**.

Specific instructions relating to medicine are provided in section 4.8.

Subventions

Covered in the relevant specific GAVI and URMCHIP guidelines.

4.1 Environmental and Social Screening of Projects

Prior to procurement of any investments, and preferably during budget preparation, the LG must ensure that environmental and social screening has taken place in accordance with the guidelines, prior to contracting.

This includes:

- The screening relevant forms have been completed as per **Annex 1**.
- Where risks are identified, the forms include mitigation actions must be identified and the responsible parties, and
- The Environmental Officer and Social Safeguard Specialist or certified professional have visited the site to complete the exercise and have approved the mitigation plans.
- The location of the health faculty should not have adverse environmental and social impacts:
- The infrastructure must be constructed on land owned by the LG/ Health facility evidenced by a land title and/or agreement in the names of the health facility.
- Construction of health infrastructure should not require involuntary resettlement
- The construction of facilities should not restrict use and access of the land and its resources e.g. water points.

- Construction of health infrastructure should not be done in wetlands.
- The infrastructure to be constructed must follow the standard technical designs provided by the MoH.

The Environmental Officer and Social Safeguard Specialist or certified professional shall approve contract provisions for environmental and social safeguards in bidding documents and confirm that environmental and social safeguards requirements have been implemented satisfactorily prior to issuance of the certificate of completion of works and payment to contractors. Any other issues as per the Annex(s) and further MoH communications over the course of the year.

A minimal list of topics under environmental safeguards is below. However, the mandatory Format in **Annex 1** appraises readers of the full list of concerns. This applies to all development activities under IGFT and other development grants.

- i) Minimal vegetation clearing; revegetating cleared areas as quickly as practicable.
- ii) Ensuring proper site drainage.
- iii) Proper solid waste management: stripped soil (overburden) used for site restoration and landscaping, rather than being dumped offsite; workers do not litter health facility compound with litter (plastic bags, water bottles, etc.); reusable waste (e.g. timber planks, paper bags, etc.) given to local people if requested, pit latrines lined with masonry brickwork to enable their emptying with a honey sucker when full.

Social safeguards

A selected list of topics is below. **Annex 1** covers the full list.

- i) Schedule transporting of materials and other noisy activities outside health facility active hours to minimize risk of accidents, road dust and traffic noise at health facilities.
- ii) Fencing off construction sites to avoid risk of accident of falling debris to children.
- iii) HIV awareness among the surrounding community and workers.
- iv) All workers should have appropriate safety gear and latrines should be safely dug on firm ground, carefully watching out for signs of possible wall failure to minimize risk of workers at heights or depth.
- v) Labour influx and labour disputes issues.

4.2 Procurement procedures (development)

Comments under **4.3** apply to all procurement - while specific procedures for joint procurement under the conditional development grant are outlined specifically in section 4.3.

All procurements must be done in accordance with PPDA Regulations 2017. The synopsis of some of the provisions is outlined below; however, materials available at <https://www.ppda.go.ug/> and any subsequent PPDA communication, are definitive and final.

- i) The procurement to be done must be incorporated in the LG Procurement Plan.
- ii) All LGs shall submit a pre-qualification list of service providers.
- iii) The Bills of Quantities (BoQs) should incorporate measures to mitigate social and environment impacts.
- iv) Bids shall be opened publically on the closing date and all bidders are free to attend.
- v) The Technical Evaluation Committee (TEC) shall be appointed by CAO and DHO shall be a member; The TEC shall carry out the evaluation exercise using a clearly stated evaluation criterion and recommend the competent contractors to the Contracts Committee.

- vi) The LG Contracts Committee shall award to the best evaluated bidder in accordance with the PPDA regulations;
- vii) The award letter shall be written to the successful bidder and a 10% Performance Guarantee from a Commercial Bank shall be issued and verified by the CAO.
- viii) The Contract shall be signed between the District/Municipal LG and the Contractor witnessed by the HUMC / Hospital Board after clearance from Solicitor General (SG).

4.3 Roles of LGs and MoH in the Procurement of Construction Contractors under the facility-specific allocation (development)

4.3.1 Joint selection and procurement procedures

Updates to the procedure described in previous correspondence will be issued, and arrangements should be according to the PPDA Act 2015.

4.3.2 Construction Supervision by LGs

The project manager shall be the district engineer who will be responsible for supervising the site at least at the stages of works considered for payment and issue payment certificates for satisfactorily executed works.

The CAO/TC shall chair the grievance redress committee with either a Community Development Officer or Human Resource Officer, as the secretary. Copies of minutes of the grievance redress committee meetings should be provided to the district executive committee and the Resident District Commissioner (RDC).

Monthly site meetings to be held with all key stakeholders, but technical supervision to be done more frequently by relevant technical officers (engineers, environmental officers, etc.). Site meetings may also be attended by RDCs, District Chairpersons or Town Mayors and LC III chairperson.

The Hospital Board / HUMC shall be responsible for day to day supervision of works on behalf of the LG; and to conduct monthly site meetings for the projects.

Construction supervision should ascertain compliance with the following among others:

Technical Requirements:

- i) Conformity to the structural designs
- ii) Conformity to the architectural drawings
- iii) Conformity to the required specifications
- iv) Timeliness
- v) Cost control

4.4 Transparency and Accountability (all resources received)

At the LG level, the health facility prioritized and selected for construction shall be disseminated as widely as possible, as should repairs and major maintenance projects. Incomes, grants to facilities and expenditures should be publicly displayed. The minimal display list is in the Facility level guidelines.

At the health facility level, the Hospital Board / HUMC will publically display all incomes and expenditures. A specific list of the formats to be displayed, is included in the annexes.

4.5 Development Projects Progress Reports (development)

All LGs carrying out development projects under the Health Development Grants and any other health related grants are required to prepare and submit quarterly project progress reports to the Permanent Secretary/MoH.

4.6 Payment Procedure for the works executed (all resources received)

The payment procedure shall conform to the PFMA and other statutory requirements. The release for subsequent quarters shall depend on the satisfactory report on utilization and accountability of funds disbursed.

4.7 Monitoring (development)

The MoH shall be responsible for the monitoring & evaluation of construction projects across the country. District / Municipal Local Governments are responsible for monitoring and evaluating the performance of health facilities and contractors in implementing construction projects at district / municipality level.

4.8 Guidelines on Medicine Procurement, Supply and Management for public health facilities

- i. In FY 2010/11 medicines and health supplies budget under PHC (NWR) for LGs and District Hospitals was transferred to Vote 116 under NMS to enable NMS appropriately procure and distribute adequate levels of Medicines and Health Supplies.
- ii. NMS will communicate to the districts the available credit line budget for EMHS per health facility level.
- iii. LGs will prepare detailed procurement plans for medicines and health supplies for the whole FY based on the credit line budget for the FY and submit to NMS with copies to MoH.
- iv. Emergency drugs supplies shall be planned for by MoH in collaboration with NMS. An account for the supply of medicines for emergencies has been created in NMS. Other national shared services shall be coordinated by the MoH.
- v. The essential medicines kit which is supplied to HC II's and HC III's on a bi-monthly basis. The kit is reviewed every 6 months with input from the DHOs to tailor it to the catchment population disease burden.
- vi. In addition, ACTS and TB medicines will be supplemented by a special credit line in NMS.
- vii. All Health facilities should have a drugs account in NMS which accounts have to be reconciled on quarterly basis.
- viii. Private wings of Public Hospitals should open private pharmacies within the private wing and create their own seed capital to operationalize the private wings service delivery.
- ix. The responsibility of collection and destruction of expired drugs lies with the MoH but LGs have a responsibility to collect and properly store the expired drugs in a central place and prepare a special report on the expired drugs. Up to a maximum of 4% is the acceptable level of drug expiry of the consignment ordered and received.

4.8.1. Roles of LGs in the Procurement and management of Medicines

1. LGs are responsible for; Compiling and submitting annual medicines procurement plans to MoH and with copies to NMS.
2. Regular and documented quantification of medicines and other health supplies needs by the Districts and timely submission of orders to NMS with copies to MoH.

3. Establishing impeccable inventory and records management at the District level for a well-structured Supplies and Logistics Management Systems for purposes of monitoring.
4. Monitor and reconcile the health facility EMHS accounts at NMS on quarterly basis.
5. Place EMHS orders to NMS based on the order and delivery schedule for the FY using the prescribed forms. Each order should cover a range of medicines only from the essential medicines list. Other special drug requests shall be dealt with as per the MOU.
6. Monitoring and follow up distribution of drugs to LLHU using the health unit management committees, RDC, DISO/GISO, Internal Audit.
7. Reporting quarterly on the 6 key performance indicators on medicines and health supplies.

Table 7: Summary of average central allocation per facility

Level	Average central allocation per facility, UGX million
085906 – HC II	4.4
085907 – HC III	7.5
085907 – HC IV	11.7
085909 – General Hospitals	189.4

4.8.2 Guidelines on Medicine Procurement, Supply and Management for Private Not for Profit health facilities

4.8.2.1 Credit Line for procurement of Essential Medicines and Health Supplies under JMS

In FY 2017/18, Ministry of Health and Joint Medical Store (JMS) signed a Memorandum of Understanding (MoU) for the supply of Essential Medicines and Health Supplies (EMHS) credit line for Private Not For Profits (PNFPs) Health Facilities.

The purpose of the credit line is to ensure availability of affordable EMS to ensure to the facilities which should be reduced in the cost of services offered by the PNFPs.

During FY 2019/20. The budget for the credit line has been increased from UGX 7.4 billion to UGX 9.6 billion to facilitate the provision of quality and affordable health services to the population.

Ministry of Health in collaboration with the Medical Bureaus will supervise the implementation of the credit line and PNFPs that will not adhere to the guidelines and set criterion shall be deleted from the list of beneficiaries.

4.8.2.2 Procurement and Stock Monitoring

JMS shall receive quantifications from PHC beneficiaries, consolidate quantification and determine the stock requirement levels based on the needs of both PHC and regular customers. A semi-vertical system shall be used in managing the EMHS stocks. The stock levels will be adjusted to consider both the regular and PHC requirements. The adjustments should be proportional to the PHC requirements. Stock levels will be robustly monitored to ensure sufficient buffer stock levels.

4.8.2.3 Ordering of Health Care Supplies by Beneficiaries

JMS technical representatives shall help Health facilities decide when and what to order by referring to JMS order and delivery schedule and their stock levels and AMC. HF's shall start the process 2 weeks before their order date to give them ample time to complete the process.

HF's shall estimate the cost of their total order using prices indicated on JMS order form. They shall compare the total cost of the order with the available funds (budget). In the event the funds are not sufficient they shall use the VEN classification to guide on which adjustments to be made ensuring the vital items are picked first then essential and finally the necessary.

Order forms shall be filled and quality assurance done on the form to ensure that correct order is placed in terms of level of care and unit pack. All orders shall be duly signed off and a copy retained by HF's. JMS sales representatives shall deliver the original order forms to JMS.

The facilities shall additionally send reports on consumption of medical supplies at the time of ordering to enable JMS plan accordingly.

4.8.2.4 EMHS Order Process

Order processing at JMS which includes receipt, review and keying of orders, picking, checking and packing of orders shall be managed by a dedicated team at JMS. PHC Customised order and delivery schedules, and orders shall be routinely distributed to all beneficiaries.

4.8.2.5 Order Receipt and Keying in.

JMS shall call all PHC customers per zone, ten days before the order deadline. SMS reminders will also be sent at 10 days, 5 days and 2 days to the order deadline. The PHC orders from the beneficiaries shall be received through the JMS Sales Representatives in the respective regions. Acknowledgement of receipt of all orders shall be done within 2 hours of receipt. The orders shall then be keyed in and Proforma invoices (PFIs) generated. Verification of PFI accuracy in comparison to customer orders shall be done on a regular basis, as per JMS procedure.

4.8.2.6 Order Processing, dispatch and delivery

The order items shall be picked within the warehouse, packed, checked and dispatched as per JMS procedures. The consignments shall be delivered directly to the beneficiaries.

4.8.2.7 Receipt of Consignment at Health Facility

HF's shall prepare adequately for receipt and verification of the medical supplies from JMS ensuring that verification and storage areas are secure and free from direct sunshine, rain, dust and heat. They shall confirm the supplies are accurate and consistent with the documentation (suppliers invoice, delivery note, packing list and copy of the order form) in terms of facility name and code, items descriptions and quantities in presence of JMS transporters.

HF's shall sign off delivery by signing and stamping on all the three copies of the invoice and delivery note indicating name, date of receipt, time. A copy of both Invoices and delivery notes shall be sent back to JMS through its transporters.

Additionally, HF's shall confirm that items requiring special storage conditions like cold chain are received, verified and stored as required by Good Distribution practices.

All discrepancies discovered such as damages, missing items, wrong delivery and excess delivery shall be documented in the discrepancy report/customer complaint form and delivered to JMS through JMS transporters or sale representative.

4.8.2.8 Capacity Building

JMS through its team of Technical Representatives (TRs), shall regularly train and mentor beneficiaries in Management of EMHS, as well as reporting requirements. The team of TRs shall be based on ground, and will therefore be fully accessible by the beneficiaries.

5. CHAPTER FIVE: MECHANISMS TO REDRESS GRIEVANCE

5.0 Grievance Redress Mechanism (GRM)

The grievance redress mechanism (GRM) describes avenues, procedures, steps, roles and responsibilities for managing grievances and resolving disputes. Every aggrieved person should be able to trigger this mechanism to quickly resolve their complaints.

The purpose of the grievance redress mechanism is to:

- Provide affected people with avenues for making a complaint or resolving any dispute that may arise during implementation of health facility activities.
- Ensure that appropriate and mutually acceptable corrective actions are identified and implemented to address complaints;
- Verify that complainants are satisfied with outcomes of corrective Actions;
- Avoid the need to resort to judicial (legal court) proceedings unless it is warranted

There are a number of **types of grievance**, these may include:

- Quality of works delivered by contractors
- Quality of health care
- Misuse of personal data
- Violence against and abuse of patients by health workers, staff, contracted labor, donated support workers
- Bullying
- Condition of health infrastructure and facilities
- Functioning of the Hospital Board/ HUMC
- Corruption and misuse of funds
- Health Workers absenteeism
- Land issues related to development
- Other issues relating to behaviour of Health staff, Hospital Board/ HUMC and contractors

There are a number of **stakeholders**, who may be the source of grievance:

- Patients
- Health Workers
- Members of the Hospital Board/HUMC
- Members of the surrounding community
- Others

Wherever possible, the first port of call for Grievances should be at the health facility level, but other avenues must also be available to those with grievance and there must be appropriate referral processes.

The main avenues and their purposes are set out in **Annex 1** below. It should be displayed on the noticeboard of any administrative officer and the facility. The local and facility level guidelines should be filled out at the appropriate level.

5.1 Health Facility Grievance Redress

At the health facility level, the GRM provides avenues for affected persons to lodge complaints or grievances against various stakeholders directly to the Health facility management and also get redress. This, wherever possible and appropriate should be the first point of grievance redress. All health facilities are required to:

- a) Ensure that there is a systematic process for handling of grievances that arise among various stakeholders within a timely manner.
- b) Post information on the different avenues for grievance redress, including the health facility level mechanism and other mechanisms available.

5.2 District/Municipal Grievance Redress

At the district level, the DHO is charged with overall responsibility for managing complaints from the community and other stakeholders relating to provision of health services and implementation of planned projects.

Implementation of the GRM in an effective and transparent manner will require establishing a simple Grievance Redress Committee (GRC) at each institution with the involvement of the Local Councils, relevant staff of the institutions and the implementing agency, MoH (Project Coordinating Unit), etc.

At the health facility and district level, the GRC shall specify a set of simple referral processes, which should be displayed at the relevant health facilities, District Offices and made widely available to the community. The LG shall specify a system for recording, investigating and responding to grievances, which should be displayed at the district offices and made widely available.

The **general steps of a Grievance Redress process** are as follows:

1. Receipt of complaints - Is the first step when a verbal or written complaint from a complainant is made, received and recorded in a complaints log by the GRC. Complaint boxes and contact details for lodging complaints should be made available at each LG and institution. Complaints with the designated focal persons should be available at each institution.
2. Determining and implementing the redress action - If in his/her view, a grievance can be solved at this stage, the GRC will determine a corrective action in consultation with the aggrieved person. Grievances will be resolved and the status reported back to complainants within 5 working days. If more time is required, this will be communicated in writing, and via practical means to accompany the written notice, clearly and in advance to the aggrieved person.
3. Verifying the redress action - The proposed corrective action and timeframe in which it is to be implemented will be discussed with the complainant within 5 days of receipt of the grievance. Consent to proceed with corrective action will be sought from the complainant and witnessed by the area's local council chairperson (LC Chairman).
4. Amicable mediation and settlement - Agreed corrective action will be undertaken by the project or its contractor within the agreed timeframe. The date of the completed action will be recorded in the grievance log.

5. Dissatisfaction and alternative actions - To verify satisfaction, the aggrieved person will be asked to return and resume the grievance process, if not satisfied with the corrective action.

In the event that there is no resolution to the grievance, then: (a) The GRC at the institution and the aggrieved PAP(s) shall refer the matter to the relevant District Authorities; (b) An Appeal to Court - Ugandan laws allow any aggrieved person the right to access courts of law. If the complainant still remains dissatisfied with the District's Decision, the complainant has the option to pursue appropriate recourse via a judicial process in Uganda. Courts of law will be a "last resort" option, in view of the above mechanism.

ANNEXES

ANNEX 1. HAEALTH FACILITY INFRASTRUCTURE FORMS

Annex 1, Format 1 - Health Facility Asset Register

Facility Name	HMIS Number		Medical Buildings							Staff houses	Equipment
			-Out Patient Department	-Drug Store with HSD Office	Operation Theatre	General Ward	Maternity Ward	Mortuary	Placenta Pit and Medical Waste Pit		
		Existing Facilities									
		<i>No in need of rehabilitation</i>									
		<i>Number required</i>									
		Existing Facilities									
		<i>No in need of rehabilitation</i>									
		<i>Number required</i>									

Annex 1, Format 2 - Health Facility Application Form for facilities improvements

Facility Name: _____

Facility HMIS Number: _____

Facility level: _____

District: _____

Subcounty: _____

	Medical Buildings							Staff houses	Equipment
	Out Patient Department	Drug Store with HSD Office	Operation Theatre	General Ward	Maternity Ward	Mortuary	Placenta Pit and Medical Waste Pit		
Existing Facilities									
<i>No. Existing Facilities</i>									
<i>Description of condition facilities</i>									
<i>Planned routine maintenance</i>									
Facilities Required									
<i>No. facilities requiring rehabilitation</i>									
<i>No. new facilities required</i>									
<i>Justification</i>									

We certify that:

- The land required for the construction and operation of the new facilit(y/ies) is owned by the facility and formal evidence of land ownership is attached;
- The guidelines at facility and local government levels, applicable laws and regulations, have been fully reviewed and this request is in accordance with them;
- An inclusive process of consultation has been followed regarding key aspects of the application (state those consulted by name and designation and changes made to take into account results of consultations below and in additional pages attached):
.....;
- The information contained on this form is truthful and other financing options to build the facilities have been fully investigated prior to this application.
- An ESSP has been filled out for this application, and is attached.

Signed: Chairperson HUMC Date:.....

Designation on HUMC:.....

Signed: 2nd Representative HUMC Date:.....

Designation on HUMC:.....

Signed: Local councillor of the parish/subcounty/TC/Division in which the facilit(y/ies) is/are to be built:
.....Date:.....

Designation:.....

Signed: OIC.....Date:.....

Signed: owner of facility..... Date:.....

Description of others consulted, how they were consulted, and what changed as a result of the consultation:

AFFIX MORE PAGES IF REQUI

Annex 1, Format 3 – Basic Environment and Social Screening Checklist to Accompany Application

District/Municipal Council				
Sub-county/Town Council/Municipal Division				
Parish				
Village				
Name of the Facility				
HMIS Code				
Description of Infrastructure to Construct				
No.	Will the health infrastructure have any of the following impacts (please mark X next to the relevant potential impact)	Yes	No	If Yes, describe mitigation measures
1.	• Loss of vegetation cover causing erosion of soil			
2.	• Dumping of construction debris in wetlands or other sensitive areas			
3.	• Use of limited or sensitively located local construction materials			
4.	• Dust pollution due to movement of equipment, digging			
5.	• Noise pollution due to construction			
6.	• Pollution of surface water			
7.	• Health hazards due to inadequate cleaning and maintenance of latrines			
8.	• Occupation and safety hazards due to collapsing latrine and placenta pits			
9.	• Privacy concerns and sexual violence due e.g. to lack of gender separated facility latrines			
10.	• Dust and noise pollution due to movement of vehicles etc			
11.	• Safety concerns due to speeding vehicles			
12.	• Land disputes related to the infrastructure (including access)			
13.	• The relevant authority does not own the land required			
14.	• Involuntary resettlement required to make the land available			
15.	• Influx of labour to carry out the works			

NB: This list is not intended to be exhaustive. For more detailed guidance please refer to the local government environment guidelines issued by NEMA. Please provide more information on a separate sheet.

Annex 1, Format 4: FULL ENVIRONMENTAL AND SOCIAL SCREENING FORM (ESSF)

This form is to be filled in by the Environment Focal Point Person at Sub-county level or Environment officer at the District/Municipal level for selected projects

REPUBLIC OF UGANDA

Health Facility Environmental and Social Screening Form

Please type or print clearly, completing this form in its entirety. You may provide additional information on a separate sheet of paper if necessary. Kindly note that the information you are to provide is required by Section 19 of the National Environmental Act, Cap. 153.

Name of the project:

Sector of the project:

Department implementing the project

Name of the District/Municipality where the project is to be implemented:.....

Name of Lower Local Government:

Name of Approving Authority

Name, job title, and contact details for the person who is responsible for filling out this form.

Name:..... Job Title:

.....

Telephone number:

Fax number:

E-mail address

Date:.....

Signature:.....

1 . Brief Project Description

Please provide information on the type and scale of the project (project area, area of required land, approximate size of total building floor areas, etc.)

2. The Natural Environment

(a) Describe the land formation, topography, vegetation in/adjacent to the project area (*e.g. is it a low lying land, water logged, rocky, swampy or wetland, etc.,*)

(b) Estimate and indicate whether vegetation might need to be cleared

(c) Are there any environmentally sensitive areas or threatened species that could be adversely affected by the project (specify below)?

(i) Intact natural forests Yes_____ No_____

(ii) Riverine forest Yes_____ No_____

(iii) Wetlands (lakes, rivers, seasonally inundated [flooded] areas) Yes_____ No_____

(iv) How far are the nearest wetlands (lakes, rivers, seasonally inundated [flooded] areas)?
_____km

(v) Habitats of endangered species for which protection is required under Ugandan laws and/or international agreements. Yes_____ No_____

(vi) Others (describe). Yes_____ No_____ (e.g. *cultural sites, burial places, etc.*)

3. Rivers and Lakes Ecology

Is there a possibility that due to construction and operation of the project the river and lake ecology will be adversely affected? Attention should be paid to water quality and quantity; the nature, productivity and use of aquatic habitats, and variations of these over time.

Yes_____ No_____

4. Protected areas

Does the project area (or components of the project) occur within/adjacent to any protected areas designated by government (national park, national reserve, world heritage site, etc.,)

Yes_____ No_____

If the project is outside of, but close to, any protected area, is it likely to adversely affect the ecology within the protected area (e.g. interference with the migration routes of mammals or birds)

Yes_____ No_____

5. Geology and Soils

Based upon visual inspection or available literature, are there areas of possible geologic or soil instability (erosion prone, landslide prone, subsidence-prone)?

Yes_____ No_____

Based upon visual inspection or available literature, are there areas that have risks of large scale increase in soil salinity?

Yes_____ No_____

6. Landscape/aesthetics

Is there a possibility that the project will adversely affect the aesthetic attractiveness of the local landscape?

Yes_____ No_____

7. Historical, archaeological or cultural heritage site.

Based on available sources, consultation with local authorities, local knowledge and/or observations, could the sub-

project alter any historical, archaeological or cultural heritage site or require excavation nearby?

Yes_____ No_____

8. Resettlement and/or Land Acquisition

Will involuntary resettlement, land acquisition, or loss, denial or restriction of access to land and other economic resources be caused by the project implementation?

Yes_____ No_____

9. Loss of Crops, Fruit Trees and Household Infrastructure

Will the project result in permanent or temporary loss of crops, fruit trees and household infrastructure (such as granaries, outside toilets and kitchens, etc.)?

Yes___ No_____

10. Noise pollution during Construction and Operations

Will the operating noise level exceed the allowable noise limits?

Yes___ No_____

11. Solid or Liquid Wastes, including Medical Waste.

Will the project generate solid or liquid wastes, including medical waste?

Yes_____ No___

If “Yes”, does the project include a plan for their adequate collection and disposal?

Yes_____ No_____

12. Pesticides, Insecticides, Herbicides or any other Poisonous or Hazardous Chemicals.

Will the project require the use of such chemicals? Yes___ No_____

If, “Yes”, does the project include a plan for their safe handling, use and disposal? Yes___ No_____

13. Occupational health and safety

Will there be any risks of accidents during construction or operation of the project which could affect both human health and environment? Yes_____ No___

14. Community Health and Safety

Will the surrounding community be exposed to accidents due to increased traffic and movement of heavy machinery, Communicable diseases brought by workers from outside of the area?

15. Land use

Are there any plans for future land uses on or around the location which could be affected by the project? Yes_____ No_____

16. Climate Impacts

Is the Project location susceptible to earth quakes, landslides, flooding, erosion, or extreme weather conditions that could affect the project?

17. Human health

Will the project involve the use, storage, transportation and/or handling of substances that could be harmful to human health or the surrounding environment?

RECOMMENDATIONS:

Based on the above screening results, the following recommendations are made:

_____ (a) Implementation of the environmental mitigation measures as proposed in the Environmental and Social

Management Plan and Clause 8 contained in the Bidding Documents

_____ (b) Before construction can commence, preparation of the relevant safeguard instruments (site specific ESMPs) and implementation of a resettlement action plan/compensation plan consistent with the provisions of the Resettlement Policy Framework, November 2002, will be required

TESTIMONY

I confirm that the information provided herein is accurate to the best of my knowledge. I will also endeavour to provide additional information and facilitate a site visit if required.

Signed : Environment Officer Date :

Signed:

Signed:

ANNEX 2: MOMORANDA OF UNDERSTANDING AND AGREEMENT

Annex 2a: Agreement between LGs and Ministry of Health



THE REPUBLIC OF UGANDA

**IN THE MATTER OF THE CONSTITUTION OF THE REPUBLIC OF UGANDA AND THE
LOCAL GOVERNMENTS ACT (CAP 243)**

CONDITIONAL GRANT UTILIZATION AGREEMENT

FOR FINANCIAL YEAR 2019 / 2020

BETWEEN

MINISTRY OF HEALTH

AND

LOCAL GOVERNMENTS.

THIS Agreement is made this **31st day of August, 2018** between the Ministry of Health (MOH) of P.O. Box 7272 Kampala (hereinafter referred to as the **"First Party"**) of the one part and which expression where the context so permits shall include its assignees, representatives and anyone acting under its authority, and the Local Governments (LGs) represented by Uganda Local Government Negotiation and Advocacy Team (UNAT) of c/o P.O. Box 23120 or P. O. Box 23092 Kampala (hereinafter referred to as the **"Second Party"**) of the other part and where the context so permits shall include its assignees, representatives and any one acting under its authority. For purpose of this Agreement, the two shall be jointly referred to as **"the Parties"**.

Preamble :

Article 193(3) of the Constitution of the Republic of Uganda and Section 83(3) of the Local Governments Act Cap 243 provide "Conditional grants shall consist of monies given to LGs to finance programmes agreed upon between the Government and LGs; and shall be expended only for purposes for which it was made and in accordance with the conditions agreed upon". The above provision requires the expenditure of the conditional grants in accordance with the conditions agreed upon and this necessitates for the LGs to interface with the Sector ministries (Government) to agree upon programmes and the conditions.

Pursuant to the above, the Uganda Local Governments Association (ULGA) and Urban Authorities Association of Uganda (UAAU), acting on behalf of the LGs, established the UNAT in 2004 with an aim of representing them and negotiating on their behalf, with the Sectors, on programmes and conditions for Conditional Grants utilization.

The negotiations are organized and chaired by the Local Government Finance Commission (LGFC). They are witnessed by the Office of the Prime Minister (OPM); Ministry of Local Government (MoLG); Ministry of Finance, Planning and Economic Development (MoFPED); Ministry of Public Service (MoPS) and the National Planning Authority (NPA).

WHEREAS;

1. The MoH has the statutory responsibility of inspection, supervision, monitoring, regulation, coordination, mentoring, and provision of technical guidance and support to LGs in the implementation of government programmes;
2. The LGs are the implementers of government programmes within their localities and jurisdiction in accordance with the Constitution of the Republic of Uganda and the Local Governments Act (Cap 243)
3. Both parties have a common objective of implementing agreed upon programmes and conditions for expenditure of the Conditional grants;

NOW THEREFORE, having deliberated, do hereby agree to work together towards achieving the above common goal and in so doing, the Parties agree to be bound by the terms and conditions as stipulated here below.

Agreement

- a) The Agreement shall come into effect on the date of last endorsement of signature to this agreement and shall run during budget formulation and implementation for Financial Year 2019/2020.
- b) Modification of the terms and conditions of this Agreement shall only be made by written and signed Agreement between the Parties hereto.
- c) None of the parties to this agreement shall be held liable on any of their obligations herein if owing to an occurrence or event beyond their control or reasonable foresight and without negligence on their part, execution of this Agreement has been rendered impossible. In such circumstances, the parties shall mutually agree on the appropriate way forward.
- d) Failure to implement any of the provisions of this Agreement by any of the parties shall be communicated to the affected party by the defaulting party within two (2) months from the date of failure to implement. The notification shall clearly state the reasons for failure and shall be delivered at the duly appointed and known address of the LGFC, with copies to ULGA, UAAU, MoLG, MoFPED, NPA, OPM and MoPS.

Purpose

The purpose of this agreement is to define the programs and the conditions for the expenditure of the conditional grants for the financial year 2019/2020 in the Health Sector.



Mid-term Review

The Parties shall have a mid-term review in April 2019 to discuss the progress in implementation; highlight challenges faced and make recommendations to improve the process. This review shall be organized with the following framework:

- 1) There shall be a Joint Technical Committee (JTC) comprising of thirteen (13) members drawn in the following ratio
 - a) Local Governments Finance Commission: 2
 - b) Uganda Local Governments Association: 2
 - c) Urban Authorities Association of Uganda :2
 - d) Ministry of Health: 2
 - e) Office of the Prime Minister: 1
 - f) Ministry of Finance Planning and Economic Development: 1
 - g) Ministry of Local Government: 1
 - h) Ministry of Public Service: 1
 - i) National Planning Authority: 1
- 2) The LGFC shall be the Chair and Secretariat of the JTC.
- 3) The JTC shall sit at least once a year in a place determined and communicated by the LGFC.
- 4) The JTC shall execute the following tasks.
 - a) Oversee implementation of the agreements and monitor the progress of either party.
 - b) Ensure that the Agreements are disseminated to all stakeholders.
 - c) Conduct a mid-term review of the implementation process so as to obtain feedback and disseminate it to the parties.
 - d) Identify the non-complying parties and make recommendations to MoFPED, OPM and MoLG for appropriate action.
 - e) Handle any other activity that may be agreed upon by the parties
 - f) The JTC members shall report to the respective Policy Organs of their Institutions.

General Obligations of the Parties

The Parties shall perform the services and carry out their obligations with all due diligence, efficiency, and economy.

Obligations of the Ministry of Health

The Ministry shall;

- a) Prepare and disseminate the final sector and grant utilization guidelines for (FY 2019/2020) during the LG budget consultative workshops incorporating this agreement.



- b) Include the signed agreement for the financial year 2019/2020 as an annex to its Ministerial Policy Statement and provide a report to the Committee of Parliament responsible for MoH, regarding the agreed positions reached with UNAT during the negotiations.
- c) Communicate through circulars addressed to the Chief Administrative Officers (CAOs) and Town Clerks (TCs), the issues agreed upon in the negotiations for LGs to implement in their respective sectors.
- d) Ensure timely response to issues raised by the LGs, LG Associations and LGFC.
- e) Implement its obligations in accordance with this agreement.
- f) Liaise with MOFPED to ensure that all funds for capital development are released to LGs by the third Quarter.
- g) Ensure adequate involvement and participation of the Accounting Officers of LGs during its sector reviews.
- h) Invite and provide a slot to the LG Associations (ULGA and UAAU) to make a presentation on the key issues affecting service delivery in the Health Sector, during its sector reviews.

Obligations of the Local Governments

Local Governments shall;

- a) Through their Constituent organizations (ULGA and UAAU) disseminate the agreements to their members with support from LGFC.
- b) Implement the agreed obligations in accordance with this agreement and the guidelines issued by the MoH
- c) Ensure timely response to issues raised by the Sector Ministry.
- d) Provide timely and accurate data on their plans, achievements and status on programme implementation to the MoH
- e) Adhere to the Sector/Grant Utilization Guidelines issued by the MoH.
- f) Ensure timely submission of Monitoring and Inspection reports to the MoH
- g) Ensure timely submission of the quarterly performance reports.



Specific Obligations of the Parties

1. Commitments to general obligations

The LGs requested for their level of involvement in the MoH matters to go beyond just being invited for meetings and reviews but be involved in the process there in.

It was agreed that

- a) **MOH shall invite and provide a slot to the LG Associations (ULGA and UAAU) to make a presentation on the key issues affecting service delivery in the Health Sector.**
- b) **MoH shall include all the agreed undertakings from the negotiations in the guidelines for FY 2019/2020**
- c) **MoH shall formally communicate to CAO/TCs copying in the stakeholders UAAU, ULGA, MOLG and LGFC for information and necessary follow up.**

2. PHC- Non-Wage Recurrent

The LGs had raised a concern that the Health Center (HC) IIs did not have a threshold to cater for minimum requirements. LGs reported that this formula was developed but not implemented fully because they had followed the allocation to HC II and these were performing at 12% not 20% which implies no LG could meet its operational costs i.e. water and electricity and the percentage for operation and maintenance was not known.

MoH reported that the formula was reviewed to allow the basic minimum for HCII threshold and a 20% of the total allocation was to be provided to the District / Municipal Health Office but this was met by inadequate funds for Primary Health Care (PHC) non-wage. Furthermore, the Ministry was tasked to explain how it is going to manage the recurrent costs as HC IIs are being upgraded to HC IIIs under the Inter-Governmental Fiscal Transfer Reform (IGFTR) program.

It was agreed that;

- a) **LGS should compile and submit the data on the required minimum operational costs for a HC II and III to MoH for consideration in allocation of PHC nonwage recurrent grant.**
- b) **MoH shall lobby for increase in the resources for PHC Wage and Non-Wage from MoFPED to address increase in the facility operational costs as HC IIs are upgraded to HC IIIs.**

3. PHC Development Component

MoH reported that the Development component of PHC was still controlled by the Ministry geared towards providing HC IIIs in those sub counties which are not yet served. GoU has got

a World Bank loan worth \$ 200M USD of which US\$ 55 had been allocated to MoH. The funds are to be used to cater for upgrading HC IIs to IIIs in Sub counties without HC IIIs. This loan is slated to cover four years. The MoH Master Facility List 2017 has a total of 331 sub counties/ Town Councils and Divisions without a HC III and these will be the target health facilities over the 4-year period.

The MoH shall develop the plan for upgrading these facilities over the 4 years in consultation with the LGs.

LGS raised concern on how to manage the incomplete structures left after recentralization of the PHC Development Grant.

LGs also reported delayed issuance of the Health Sector Guidelines.

It was agreed that;

- a) LGs shall submit to MoH information about incomplete structures for guidance on the way forward.**
- b) MoH shall share with LGs the selection criteria used in the selection of the beneficiaries.**
- c) Whereas the development grant is still controlled by the center, the LGs selected for development of facilities shall work with MoH to select their location within the Sub counties.**
- d) LGs shall validate the list of the HC IIIs in their respective locations and confirm availability of land. This evidence shall be provided to MoH before the facilities are approved as eligible for the civil works.**
- e) MoH shall share guidelines as soon as the Inter-Ministerial Committee finalizes its discussions.**

4. Health Sector Wage Grant

The LGs reported that the current staffing norms do not meet the current needs. They need review. However, it was also reported that even for the current norms recruitment is still very low. They also noted that there is still a persistent problem of attracting and retaining staff especially in hard to reach areas. LGs are only allowed to recruit where the wage budget provision allows.

MoH reported that it was still negotiating for increase in wage bill with MoPS and MoFPED. It is also supporting accommodation in hard to reach areas in conjunction with the Karamoja Health Sector Development Program. The upgrading of HC IIs to IIIs under the IGFTTR Program Health Development Grant and the Uganda Reproductive Maternal Child Health Services Improvement Project (URMCHIP) will include construction of staff houses for critical staff.

MoH reported that through a loan of the World Bank scholarships for various medical cadres have been provided hence LGs should encourage their staff to take up these scholarships.

MoH was concerned that even with the little staff available, absenteeism was still rampant and called on LGs to increase supervision and inspection.

It was agreed that;

- a) MoH shall carry out affirmative action for HCs in hard to reach and hard to stay LGs.
- b) LGS shall increase supervision and monitoring staff in the health facilities to reduce absenteeism. Progress reports shall be submitted to MoH and other stakeholders.
- c) MoH will liaise with MoPS to review the current structure to bring it up to current needs.
- d) MoH shall communicate to the LGS on the current stand for on Village Health Teams (VHT) and Community Health Extension Workers (CHEWs) in a circular.
- e) MoH shall provide statistics on Uganda Rural Sanitation and Hygiene Investment Plan 2018 – 2023
- f) MoH shall continue to prioritize and lobby/mobilize increased resources for health preventive interventions such as immunization, health promotion /education and disease prevention, sanitation improvement, nutrition education etc.
- g) MoH shall issue a circular to LGs on the available training programs for information.

5. Phasing out all HC IIs and upgrading HC IIs to HC III level

It was noted that MoH had reported at the mid-term review that a comprehensive assessment was being undertaken on this issue. The MoH Master Health Facility List, 2017 indicates that there are 102 Sub Counties, 24 Town Councils and 6 Divisions (Total 132) that do not have any health facility and 331 sub counties / Town Councils / Divisions have HC IIs that can be upgraded to HC IIIs.

MoH reported that upgrading of the HC IIs to HC IIIs is being undertaken annually within the available resources.

LGs reported that some of the HCs selected for upgrade were not their choice and there were no consultations with the District Councils. They sought policy guidance on what upgrade entails and the criteria's used in selecting the structure to be up graded from HC II to HC III. They wondered whether it was too late to go through Council to have an opinion on what HC IIs should be considered.



LGs also raised a concern that the standard budget of Ugx 500m for upgrading a HC II to III was not applicable as different locations have different costs.

It was agreed that;

- a) MoH shall share policy guidelines on upgrading HCII to HC III with LGS to enable them understand the criteria.
- b) MoH shall share with LGs guidelines on phasing out HC II which will not have been upgrade to HC III.
- c) LGs shall submit to MoH HC IIs that are to be upgraded but are located in peculiar locations for review of budget allocations.

6. Supply of Essential Medicines and Health Supplies (EMHS) by National Medical Stores (NMS)

LGs reported improved supply of EMHS compared with the last meeting. However, they noted some challenges still existing with the Supply of EMHS by NMS;

- a) There is limited supply compared to the demand.
- b) There are reported cases of supplying medicines of short expiry periods especially the donated supplies.
- c) At the HCIIIs and HCIIIs, NMS uses a "Push System" to supply medicines while HCIVs and General Hospitals, is a demand by the respective health facilities.
- d) LG reported that given the PUSH method of supplying EMHS some of the medicines were expiring because of no diseases to treat or very few cases. LGs expressed concern that NMS charged the District budget for disposing off expired medicines.
- e) There are some HCs without budget lines. Some of these were once receiving medicine. MoH reported that it was taking measures to ensure that EMHS deliveries are made following the guidelines while emphasizing preventive services. LGs reported that they request for medicines basing on disease burden and historical data but still not enough supply.

It was agreed that;

- a) MoH shall investigate and communicate to LGs on budget cuts by NMS arising from collection of expired drugs.
- b) MoH shall consider HCs without budget lines especially those that were earlier on the list.
- c) MoH shall consider treating border districts as refugee districts in the MoH refugee action plan.

7. Hygiene and Sanitation Grant

It was noted that Hygiene and Sanitation function is a shared responsibility between three ministries of Health, Water and Environment and that of Education and Sports. The three ministries also have a memorandum. However, it was noted that there are some LGs which





have no budget allocation from any of the three ministries. There was also lack of clarity of who was responsible for issuing policy guidelines on solid waste management issues. Therefore, there is a need to harmonize.

LGs noted that the performance indicators for water and sanitation were not harmonized between MoH and MoWE.

It was agreed that;

- a) LGFC shall work with OPM to address role definition issues under Hygiene and sanitation grants.**
- b) MoH shall provide the status of performance for the current Uganda Sanitation Fund project and the status of mobilizing the funds.**
- c) MoH shall share the outcome of the consultations with the MoWE on the modalities and management of the sanitation, water and Solid waste management.**

8. Data collection tools/Medical Stationery

MoH reported that medical forms were procured and distributed to Health facilities however, some health facilities are not issuing them to patients saying that patients will lose them. LGs need to sensitize communities on the availability of medical forms at health facilities so that they stop buying books

It was agreed that;

- a) MoH shall ensure that medical forms are given to patients to replace use of exercise books for data collection.**
- b) LGS shall sensitize communities on the availability of medical forms at health facilities to replace use of exercise books.**
- c) MoH shall prioritize HCIII and HC IVs with supply of medical stationery to facilitate data collection and referrals where necessary.**


9. Private Not for Profit (PNFP) Facilities

LGs reported that some PNFP facilities were removed from receiving PHC grants without LGs' involvement. That had created a burden since some were serving areas not currently covered by government facilities.

MoH explained that it carried out a PNFP verification exercise with clear qualification criteria and deleted those facilities that were not fulfilling the criteria for benefiting from the PNFP PHC Grant. This was done in consultation with the District Health Teams (DHTs), the Medical Bureaus and District Leaders (especially Resident District Commissioners' offices). For facilities that were deleted, the funds were redistributed to public HC IVs and IIIs within the same LGs.

It was agreed that;

LGS shall write to MoH in case of any PNFP identified as genuine for reconsideration to received PHC grant in the future.



10. Facility management

It was reported that the scheme of health service had not been rolled out and further still no salary enhancement made, thus poor management of health facilities manifested in the increased absenteeism. MoH reported that it is currently working with MoPS to implement the scheme of health services.

MoH together with MoLG were working on the implementation of biometrics to ensure that absenteeism is reduced.

Officers responsible for facilities management are not fully doing their work with supervision being affected by limited resources.

MoH reported that it was in the process of scaling up Results Based Financing with incentives for health workers based on performance.

It was agreed that;

LGs shall put into place measures for strengthening supervision of health Centre staff to reduce on absenteeism and shall share an update at the midterm review.

11. Ambulance Facility Management

LGs reported that the Health facilities had inadequate facilitation for the emergency services such as ambulances.

MoH reported that they were moving away from Hospital based ambulance to Management Based Ambulance system. MoH had therefore established an Emergency Medical Services Department at the national level that has already drafted a Comprehensive Emergency Medical Services Policy and Strategic Plan.

It was also reported that because there was a gap in provision of ambulance services, other people mostly politicians were providing ambulances and were being operated without clear guidelines.

LGs also reported that some individuals were also donating some equipment like scanners to some health facilities and some patients were being charged for operation of donated equipment.

It was agreed that;

MoH shall develop a donation policy in consultation with LGs and Auditor General to streamline ownership and operation.

12. The delayed implementation of the schemes of service.

LGs reported that the delayed implementation of the schemes of service has caused issues in recruitment to fill positions of staff that have been laid off. LGs further reported that the management of health units was still very weak. MoH reported that this had been worked on for nurses, laboratory assistants, and therapists;



It was agreed that;

- a) **MoH shall develop strategies for enhancing the Management Capacity of the health units**
- b) **LGs shall propose strategies for improving management at these health units**
- c) **MoH shall provide update on the implementation of the schemes of service during the midterm review**

13. Repair of Equipment

There are many faulty equipment in health facilities because the capacity of the Regional Maintenance Workshops is limited for repairs and maintenance servicing. Regional Maintenance Workshops are not functional.

MoH reported that the budget had been increased

It was agreed that;

- a) **MoH shall recruit staff in the Regional Maintenance Workshops centers during FY 2019/2020.**
- b) **MoH shall increase supervision.**

14. Lack of standards for Health facilities

Most districts do not have up-to-date infrastructure plans with BoQs and list of equipment with specifications recommended for the various levels of health facilities. Therefore, this affects planning and implementation of PHC development projects.

This has been finalized and will be circulated to show all the costs

It was agreed that;

- a) **MoH shall disseminate revised technical designs and Bills of Quantities for a health facility HC III.**
- b) **The Standard List of Medical Equipment and Furniture and the Detailed Technical Specifications per Health Facility Level are available on MoH website and shall also be re-distributed to the LGs.**

15. Health insurance

LGs noted that this was on going for a while but they did not know how far the program had progressed hence they requested for updates on the health insurance scheme.

MoH reported that they had worked on the Cabinet paper for establishing the National Health Insurance Scheme that was awaiting presentation to Cabinet.

It was agreed that;

- MoH shall communicate to LGs the outcome of the Cabinet meeting on the scheme.**



IN WITNESS WHEREOF, the appointed representatives of the parties hereto have set their hands on this agreement on the day, month and year first above written.

Signed for and on behalf of Local Governments

By: Mr. Mutabazi George




Authorized Representative

UNAT

Signed for and on behalf of the Ministry of Health

By: Dr. Henry G. Mwebesa



Authorized Representative

Ministry of Health


IN WITNESS HEREOF
Authorized Representatives

Agnes Atim Apea (Ph.D)



LGFC

Mr. Olarker Charies



MOLG

Ms. Nekesa Stella



MOFPED

Mr. Wycliffe Ahimbisibwe




MOPS

Mr. David Katungi



NPA

Mr. Nobert Katsirabo



OPM

Annex 2b: Copy of the MOU between the GoU and PNFP Health Service Providers

1.0 PREAMBLE

This memorandum of understanding is made this day of 20..... Between the Ministry of Health on the one part (hereafter referred to as MOH), and Ministry of Finance, Planning and Economic Development on the second part (hereafter referred to as MoFPED) and the Uganda Catholic Medical Bureau, the Uganda Protestant Medical Bureau, the Uganda Muslim Medical Bureau and the Uganda Orthodox Medical Bureau on the third part representing the faith-based Private Not for Profit Health facilities (hereafter referred to as the Facility-Based PNFPs).

Whereas The Ministry of health is responsible for stewardship of the health sector of Uganda,

And whereas the Ministry of Finance is responsible for fiscal coordination and policy,

And whereas the Facility-Based PNFPs represent a network of health service providers complementing the efforts of GOU through provision of (... % of) health services in Uganda,

The Government of Uganda represented by the Ministry of Health and the Ministry of Finance, Planning and Economic Development desires to enter into a Memorandum of Understanding with the Facility-Based PNFPs.

Now therefore in consideration of the mutual covenants and agreements herein contained, the parties do hereby agree as follows:

- i. This memorandum of understanding is intended to promote cooperation and advancement in Public-Private partnerships for health between the Parties to their mutual benefit and the Public good.
- ii. This Memorandum of Understanding is a statement of intent which sets forth the general basis upon which the Parties wish to proceed; no contract will arise as to the subject matter hereof unless and until an agreement regarding each objective is negotiated, approved, executed and delivered by all the Parties.

2.0 OBJECTIVES

The purpose of this Memorandum of Understanding is to enable the Parties to pursue the objectives as set out below;

To provide a framework to formalize the working arrangements between the Parties

To define the expectations and obligations of each Party within the partnership framework

To strengthen accountability and transparency within the partnership framework

3.0 GUIDING PRINCIPLES

This memorandum of understanding shall be based on the following principles:

3.1 Responsibility for policy formulation and planning

Overall responsibility for health policy formulation and for safeguarding and improving the health status of the population is maintained by central government who will consult and aim at consensus with the partners whenever appropriate. Effective representation of the Facility Based PNFP in the appropriate fora at different levels shall constitute a pre-condition for consensus building.

3.2 Integration of plans and operations

Plans and operations of the Facility-Based PNFP sub-sector will support the NDP and the HSSP and will support and be integrated into district health plans.

3.3 Responsibility for service provision

The ultimate responsibility of Government and the Local Health authority for the delivery of service to the entire population shall be reconciled with the delegated responsibility to the Facility-Based PNFP. In the process of negotiating and making agreements, equal respect for the methods of work, legal and regulatory frameworks, dignity and views of either partner shall be exercised including commitment to roles and obligations described in the agreement.

3.4 Complementarity

Government and Facility-Based PNFP partners will strive to rationalize and complement services rather than duplicating them.

3.5 Identity

The identity of Facility-Based PNFP is based on their individual foundations and missions, and will be respected.

3.6 Autonomy

The Facility Based PNFP will retain their autonomy in the management of health services within the framework of NHP, HSSP and the relevant regulations and standards.

3.7 Equity

Government and Facility-Based PNFPs will ensure the equitable allocation of resources for health in accordance with the needs of the population, and according to the volume and quality of contribution to implementation of the HSSP. Priority shall be given to the poorest and most disadvantaged people, reducing economic barriers which prevent access to health services for the most in need population.

Service level agreements shall be established as a mechanism for maximizing efficiency and ensuring access to health services by the population.

3.8 Transparency

Allocation of government resources for service delivery shall be determined by utilization rates, type of service provided to the population and by roles and capacity of mobilizing additional resources. Inputs available to Facility-Based PNFPs, including their capacity to mobilize additional resources shall be mutually disclosed.

3.9 Accountability

Accountability for inputs, outputs and outcomes between partners at different levels shall be ensured. Facility-Based PNFPs shall be responsible for accounting and reporting within their organizational structures, to central and local government, and to the community.

3.10 Continuity of Care

Continuity of care will entail that referrals between public and Facility-Based PNFPs shall be ensured in the same manner as referrals between public facilities and referrals between PNFP facilities.

4.0 OBLIGATIONS OF THE PARTIES

4.1 The Ministry of Health

4.1.1 Communication

4.1.1.1 The Ministry of Health shall put in place structures to facilitate dialogue and feedback with the Facility-Based PNFPs, using SWAP mechanisms and other Government reporting procedures.

4.1.1.2 The Ministry of Health shall maintain an open system of communication through established partnership structures and shall share information with the Facility-Based PNFPs on relevant issues including providing feedback to the Facility-Based PNFPs on reports routinely submitted to the Ministry of Health.

4.1.1.3 The Ministry of Health shall recognize and respect institutional structures and systems of the Facility-Based PNFPs.

4.1.2 Human Resources for Health

4.1.2.1 The Ministry of Health shall, where negotiated and agreed upon, support human resources for health of the Facility-Based PNFP through secondment of staff and wage subsidies.

4.1.2.2 The Ministry of Health shall ensure equal opportunities to staff serving in the Facility-Based PNFP for training and scholarships.

4.1.2.3 The Ministry of Health shall advocate for GOU and Development Partners' support to the Facility-Based PNFP health training institutions.

4.1.3 Medicines, Medical supplies and Medical equipment

4.1.3.1 The Ministry of Health shall ensure that the Facility-Based PNFP are allocated resources for medicines, medical supplies and medical equipment as negotiated and agreed upon, taking into consideration the proportion of health sector outputs attributable to the Facility-Based PNFP service providers.

4.2 The Ministry of Finance, Planning and Economic Development

4.2.1 Planning and Financing the health services

4.2.1.1 The Ministry of Finance, Planning and Economic Development shall supplement the financial requirements of the Facility Based PNFP health services based on approved annual budgets and work-plans submitted to district local governments and approved by the Ministry of Health.

4.2.1.2 The Ministry of Finance, Planning and Economic Development shall, upon advice from the Ministry of Health, make quarterly disbursements to the Facility-Based PNFPs through the District local governments, which disbursements shall be ring-fenced.

4.3 The Facility Based PNFP

4.3.1 Policy formulation and implementation

4.3.1.1 The Facility-Based PNFPs shall participate in policy formulation, implementation and monitoring at all levels of the health system.

4.3.1.2 The Facility-Based PNFPs shall implement services in line with Government of Uganda policies, strategies and guidelines.

4.3.2 Resource management and utilization

4.3.2.1 The Facility-Based PNFPs shall ensure efficient and effective management and utilization of resources provided by the Government of Uganda and her partners through strengthening facility-level governance and management systems.

4.3.2.2 The Facility-Based PNFPs shall make available their books of accounts for review by auditors of the Government of Uganda on request.

4.3.2.3 The facility based PNFP agrees to set a flat user fee for the following services, including any related services, at the rates indicated below:

- a. Under five year out patient visit for a fee not exceeding per visit
- b. Normal delivery at a fee not exceeding per delivery
- c. Under five-year admission at a fee not exceedingper admission.
- d. Caesarean section delivery at a fee not exceedingper caesarean section.
- e. HIV/AIDS patient reviews at a fee not exceedingper visit.
- f. Ante natal care visit at a fee not exceeding per visit.

4.3.2.4 Maternal and child health services whose inputs are provided free of charge by the Government of Uganda shall continue to be provided to clients free of charge.

4.3.3 Reporting

4.3.3.1 The Facility-Based PNFPs shall, on a routine basis and according to Government reporting guidelines, submit service data and financial returns and shall comply with mandatory reporting for epidemiological surveillance purposes and any other operational reports as required within the National Health Management Information System.

4.3.3.2 Reporting channels shall be through the District local governments to the Ministry of Health and also directly to the respective Medical Bureaus at National level.

4.3.3.3 The Facility-Based PNFs service shall, upon request, provide annual audited financial statements to the Ministry of Health and the Auditor General.

4.3.3.4 The Facility-Based PNFs shall provide quarterly work plans, budgets and reports to the respective District local governments and the Ministry of Health for approval, contingent upon which funding for each subsequent quarter shall be disbursed by the Ministry of Finance, Planning and Economic Development.

5.0 NO ASSIGNMENT

Neither party shall sell, assign, transfer or hypothecate any rights nor interests created under this MOU or delegate any of their obligations without the prior written consent of the other. Any such assignment or delegation of either party without such consent shall be considered void.

6.0 AUTHORIZATION

The signing of this MOU implies that the signatories will strive to reach, to the best of their ability, the objectives stated in the memorandum of understanding.

7.0 TERMS OF THE UNDERSTANDING

This Memorandum of Understanding shall be in full force with effect from the date of signing and shall continue to be in force for the duration of the NDP and HSSP III, unless terminated by either party giving notice in writing at least three (3) months prior to the expiration of such yearly period.

This MOU shall be reviewed annually to ensure that it is fulfilling its purpose and to make any necessary revisions. Modifications within the scope of this MoU shall be made by mutual consent of the parties, by the issuance of a written modification, signed and dated by all parties, prior to any changes being performed.

8.0 DISPUTE RESOLUTION

8.1 Government and Facility-Based PNFs enter into this MOU in a spirit of mutual trust and intend that all unforeseen matters on issues that arise, as the relationship evolves, will be resolved in a spirit of mutual understanding.

8.2 In the event that there is a conflict, it shall be resolved in a peaceful and amicable manner. Every effort will be made to settle the matter through dialogue and negotiation and to accommodate the policies and intention of each other's respective governing entity and constituents.

In witness thereof the undersigned have executed and delivered this Memorandum of Understanding on this Day of20.....:

Signed for and behalf of The Ministry of Health

By the Permanent Secretary, Ministry of Health

.....

Name & Signature

In the presence of

.....

Name & Signature

Signed for and behalf of The Ministry of Finance,

By the Permanent Secretary, Ministry of Finance, Planning and Economic Development

.....

In the presence of

.....

Name & Signature

Signed for and behalf of The Uganda Catholic Medical Bureau By the Chair

Person of the Catholic Health Commission

.....

In the presence of

.....

Name & Signature

Signed for and behalf of The Uganda Protestant Medical Bureau By the

Representative of the UPMB Trustees

.....

In the presence of

.....

Name & Signature

Signed for and behalf of The Uganda Muslim Medical Bureau By the

Representative of the UMMB Trustees

.....

In the presence of

.....

Name & Signature

Signed for and behalf of The Uganda Orthodox Medical Bureau By the

Representative of the UOMB

.....

In the presence of

.....

Name & Signature

Annex 2c: MoU and criteria for Access of Public Subsidies by PNFs and Private Health Providers

The MoH, under the Public-Private Partnership arrangements developed the following criteria that must be fulfilled for access of public subsidies (PHC Funds) by PNFs and Private Health Provider. Addition of new PNF facilities on the beneficiary facilities has to be approved by the MoH Top Management.

- 1) If a PNF (NGO or CBO), it should be registered and certified as Not For Profit by the NGO Board (not for profit body with full and open accountability for the use of public funds and the quality and effectiveness of the services, and their constitutional document includes rules to this effect)
- 2) Should be registered / accredited by an all-embracing and credible national body
- 3) Registration through an Umbrella Organization with a national outlook and acceptable by Government
- 4) Approval and recommendation to MoH by the LG Council
- 5) Licensed by the LG for non-facility based PNFs
- 6) PHPs/ PNFOs must be licensed by the respective statutory Professional Council
- 7) Geographical Location (Serving rural, disadvantaged and hard to reach populations or being the only service provide in the area) to increase access, equity and also minimize duplication
- 8) Evidence of participation in community health services
- 9) Income by source and expenditure data: Requirement to provide financial reports to Government oversights organs (MoH, MoFPED, OAG and IGG) with income and expenditure by source clearly indicated
- 10) Must agree to be supervised and audited by public governance bodies (LGs, MoLG, MoH, MoFPED, and OAG). This agreement is documented in a MOU with Ministry of Health and / or LG signed by both parties.
- 11) Must demonstrate evidence of reduction or elimination of service consumption costs for consumers (provide evidence that subsidy is passed to consumers)
- 12) If it's a private for profit facility, it must have a designated public wing where free / subsidized care is given to community or private providers delivering community health services.
- 13) MOU/ Explicitly Contract with the LG, MOH and the respective umbrella body registration body to purchase a package of services from the provide.
- 14) Evidence that provider is delivering the Uganda National Minimum Healthcare Package.
- 15) Agreement to share input and output data with LGs and MoH, including financial data.
- 16) Agreement to stick to PNF/ PHP implementation guidelines developed by MoH.
- 17) Evidence of HMIS reporting to MoH and Umbrella Organizations.
- 18) Must have reported utilization data to MoH for at least two years.
- 19) PHPs must submit HMIS returns to the MoH and the respective district health office, explicitly reporting on the free services they provide in form of outputs using the standard Government HMIS reporting format.
- 20) Evidence of involvement of communities in the governance processes of the subsidy recipients.

The MoH will therefore on a continuous basis undertake a verification and validation of all private health facilities that are benefiting from PHC NGO grants and any facilities found non-compliant with the eligibility criteria will be suspended until evidence of compliance is provided.

Annex 2d: Copy of MoU between the DLG and PNFP Health Service Providers for FY 20...../.....

MEMORANDUM OF UNDERSTANDING BETWEEN THE UGANDA DISTRICT LOCAL GOVERNMENT ANDFOR USE OF FUNDS OF THE PHC CONDITIONAL GRANT FOR THE FINANCIAL YEAR.....FOR THE DELIVERY OF HEALTH SERVICES WITHIN THE DISTRICT OF

This memorandum is made this.....day of.....20.....

BETWEEN

On the one part

THE DISTRICT, represented by the chief Administrative Officer, P.O Box, (Hereinafter referred to as “District”)

AND

(On the one part)

THE..... (Name of Health Facility) represented by the Head of the Unit (hereinafter as “the Health Unit” on the other part.

1. INTRODUCTION

WHEREAS District wishes to improve the quality of life of the people ofDistrict.

1.1.1. WHEREAS District, in order to achieve the above objectives will provide funds to the Health Unit in the form of PAF (PNFP) PHC Conditional Grant (hereafter referred to as “the Grant”).

The specific objectives of which are set out in the district guidelines on the Utilization and management of Grants for the Delivery of Health Services (hereafter referred to as “the Guidelines).

1.1.2 WHEREAS District has examined the Health Unit Annual Work plan for the Grant, which forms annex 1 this Memorandum of understanding (hereinafter referred to as the work plan).

1.1.3. WHEREAS district confirms that the work plan has been prepared according to the Guidelines, adequately addresses the objectives of the Grant as set out in the Grant Guidelines and the needs of the District, is realistic and achievable, is in line with Government of Uganda policy, and within the budget ceilings provided by District.

1.2. WHEREAS District agrees to provide funds for the implementation of activities identified in the work plan.

1.3 WHEREAS District has attempted to ensure that the budget ceilings provide accurately project the level of funding that will be available to the Health Unit in the financial year 2016/17 Government of Uganda Budget.

AND

1.3.1. WHEREAS Health Unit has developed the Work in accordance with the guidelines, and with Government Policy, and the Health Unit has ensured that the work plan addresses the needs of the District.

1.4 WHEREAS THE Health Unit agrees implement the activities in the Work plan using the funds provided by District.

NOW THEREFORE IT IS AGREED HEREIN AS FOLLOWS

2. RESPONSIBILITIES OF THE HEALTH UNIT

2.1 The Health will make every reasonable effort to implement all the activities set out in the work plan.

2.2 The Health Unit will implement the work plan, and report on the use of funds.

2.2.1 The Health Unit will submit a Quarterly Progress Report, Cumulative progress Report and Budget Request to District by the end of the first week after the close of the quarter to qualify for release of funds for that quarter, to enable the district to confirm to the regulations as specified in the Guidelines.

2.2.2 If the Health Unit encounters problems in implementation of the Work plan, it will seek technical assistance from District or any other part in a position to Government will act on this assistance, and make efforts to overcome any problems in implementation. If the Health Unit does not act on technical advice from District, it must give reasons for the same.

2.3 The Health Unit will not alter the work plan before getting written approval from the District.

3. RESPONSIBILITIES OF THE DISTRICT

3.1.1 The District will fund the implementation of activities identified in the work plan, and the implementation of any other activities resulting from changes in the work plan, provide that the Health Unit has followed the procedures for altering the work plan set out under clause 2.4 and 2.5 of this Memorandum of Understanding and has acquired approval of the District.

3.1.2 Provided that the District has received the required reports on time, as set out in the General guidelines will ensure that release of funds is made on time.

3.2 The District will not release funds if the required reports set out in 2.3 are not received.

3.2.1 The District will analyze all Activity reports (if applicable), progress reports and Budget Requests submitted by the Local government. Each budget Request will be considered on its own merit and the funds released are below the Budget Request. Central Government must give reasons for the same in writing to the District.

3.3 The District will provide technical assistance for the preparation of work plans for next Financial Year.

3.4 Changes to the work plan

3.4.1 The District will consider each request for authority to make changes to the Work plan on its own merit.

3.4.2. If the District does not find proposed changes in a work plan acceptable, it must give reasons for the same, and suggest viable alternatives to the Health Unit.

4. VALIDITY OF MEMORANDUM OF UNDERSTANDING

4.1 This memorandum of Understanding is valid from the date of signing until such time as District has both received the Verified Cumulative annual Reports for the Grant and any unspent funds returned to District in accordance with the Grant guidelines and the

4.2 Any modification to this Memorandum of Understanding of shall by mutual agreement of both parties.

SIGNED for and on behalf of

IN THE PRESENCE OF HEALTH UNIT OWNERSHIP

.....

Name & Signature

.....

Name & Signature

SIGNED FOR and on behalf of

IN THE PRESENCE OF THE DISTRICT

.....

Name & Signature

.....

Name & Signature

ANNEX 3: INDICATIVE PLANNING FIGURES

Annex 3a. GoU recurrent directly funded IPF summary

Code	District	Conditional wage grant	Conditional non-wage recurrent grant	Hospital/Non Wage Recurrent	Primary Health Care - Non Wage Recurrent	o/w Lower level facility allocations	o/w DH Office allocations
501	Adjumani D.	6,257,945,778	499,881,523	162,657,736	337,223,787	283,476,979	53,746,808
502	Apac D.	4,161,539,179	293,875,640	162,657,337	131,218,303	105,114,415	26,103,888
503	Arua D.	5,151,453,565	1,291,178,730	704,140,884	587,037,846	460,329,218	126,708,628
504	Bugiri D.	4,478,918,505	614,968,443	251,534,579	363,433,864	295,738,513	67,695,351
505	Bundibugyo D.	5,690,385,777	452,547,116	173,652,008	278,895,108	229,311,834	49,583,274
506	Bushenyi D.	2,421,206,848	635,486,784	274,261,622	361,225,163	303,621,262	57,603,901
507	Busia D.	3,359,514,570	590,634,852	347,357,241	243,277,610	197,918,222	45,359,389
508	Gulu D.	2,354,542,047	550,930,359	273,581,766	277,348,593	224,299,530	53,049,062
509	Hoima D.	2,921,811,662	243,603,249		243,603,249	202,311,346	41,291,903
510	Iganga D.	4,899,128,470	616,625,200	333,315,737	283,309,463	235,518,864	47,790,600
511	Jinja D.	7,567,958,195	605,863,389	199,876,691	405,986,697	331,024,867	74,961,831
512	Kabale D.	3,343,572,349	444,074,135	243,317,586	200,756,550	161,709,192	39,047,358
513	Kabarole D.	3,427,020,013	576,794,687	322,865,153	253,929,534	216,110,242	37,819,292
514	Kaberamaido D.	1,272,195,358	167,883,782	58,086,542	109,797,239	80,889,979	28,907,260
515	Kalangala D.	3,177,435,290	117,131,706		117,131,706	94,713,896	22,417,810
517	Kamuli D.	6,185,889,250	1,026,187,932	585,165,996	441,021,937	366,052,123	74,969,814
518	Kamwenge D.	2,704,624,932	411,284,102	141,241,779	270,042,322	205,685,480	64,356,842
519	Kanungu D.	6,060,601,113	790,993,886	504,254,615	286,739,271	232,668,252	54,071,019
520	Kapchorwa D.	3,783,481,105	256,294,530	168,600,401	87,694,129	69,630,473	18,063,656
521	Kasese D.	10,035,059,370	1,720,912,775	1,097,398,602	623,514,174	526,438,315	97,075,859
522	Katakwi D.	3,314,890,955	318,789,024	140,273,727	178,515,297	144,145,333	34,369,965

Code	District	Conditional wage grant	Conditional non-wage recurrent grant	Hospital/Non Wage Recurrent	Primary Health Care - Non Wage Recurrent	o/w Lower level facility allocations	o/w DH Office allocations
523	Kayunga D.	4,810,024,196	570,401,210	226,722,366	343,678,844	279,526,029	64,152,815
524	Kibaale D.	1,889,329,197	188,591,029		188,591,029	160,503,004	28,088,026
525	Kiboga D.	3,990,703,489	335,510,811	162,657,334	172,853,477	141,256,083	31,597,395
526	Kisoro D.	7,106,645,992	720,082,166	369,418,802	350,663,364	298,436,906	52,226,459
527	Kitgum D.	5,359,836,990	684,733,809	490,408,007	194,325,802	158,129,989	36,195,812
528	Kotido D.	1,378,396,419	185,612,695		185,612,695	140,537,091	45,075,604
529	Kumi D.	2,699,598,180	489,724,336	317,359,238	172,365,097	141,388,259	30,976,839
530	Kyenjojo D.	4,917,880,666	670,364,827	262,419,511	407,945,317	337,112,773	70,832,543
531	Lira D.	2,761,161,301	299,651,677		299,651,677	244,894,733	54,756,945
532	Luwero D.	6,729,641,123	972,884,898	478,198,509	494,686,389	391,380,586	103,305,803
533	Masaka D.	2,424,832,432	385,857,399	167,571,808	218,285,591	173,655,874	44,629,717
534	Masindi D.	4,527,187,968	399,351,746	178,251,625	221,100,121	180,519,311	40,580,810
535	Mayuge D.	3,890,142,570	734,416,912	270,117,534	464,299,378	383,064,993	81,234,385
536	Mbale D.	5,251,054,273	392,705,734		392,705,734	322,721,548	69,984,187
537	Mbarara D.	1,606,326,214	420,743,922	174,629,649	246,114,273	209,458,956	36,655,317
538	Moroto D.	1,682,841,936	128,339,146		128,339,146	102,941,957	25,397,189
539	Moyo D.	3,896,506,608	464,868,336	297,194,707	167,673,629	121,431,382	46,242,247
540	Mpigi D.	3,192,854,148	422,558,967	152,272,126	270,286,841	217,780,216	52,506,625
541	Mubende D.	2,697,258,409	323,745,818		323,745,818	267,998,114	55,747,704
542	Mukono D.	3,551,551,375	655,869,147	231,683,746	424,185,401	350,593,099	73,592,301
543	Nakapiripirit D.	1,429,244,632	143,103,209		143,103,209	115,717,042	27,386,167
544	Nakasongola D.	3,659,477,076	216,104,413		216,104,413	176,289,582	39,814,831
545	Nebbi D.	3,995,127,089	701,153,408	469,827,180	231,326,228	191,796,751	39,529,476
546	Ntungamo D.	6,037,644,693	682,256,753	269,460,239	412,796,514	334,697,038	78,099,476
547	Pader D.	3,656,091,779	213,664,870		213,664,870	176,248,172	37,416,698
548	Pallisa D.	3,989,354,187	480,433,086	205,161,917	275,271,168	234,273,335	40,997,834
549	Rakai D.	5,366,609,571	433,457,992	174,991,614	258,466,378	209,784,551	48,681,827

Code	District	Conditional wage grant	Conditional non-wage recurrent grant	<i>Hospital</i> Non Wage Recurrent	<i>Primary Health Care - Non Wage Recurrent</i>	o/w Lower level facility allocations	o/w DH Office allocations
550	Rukungiri D.	3,720,189,437	629,524,852	250,788,010	378,736,842	307,212,098	71,524,744
551	Sembabule D.	2,056,846,198	272,181,199		272,181,199	223,780,614	48,400,585
552	Sironko D.	3,627,177,125	260,015,405		260,015,405	211,676,862	48,338,543
553	Soroti D.	1,822,243,272	225,983,123		225,983,123	183,210,442	42,772,681
554	Tororo D.	7,207,586,564	1,114,112,109	637,283,327	476,828,782	388,133,986	88,694,796
555	Wakiso D.	5,206,664,851	2,256,902,553	1,329,370,408	927,532,145	766,628,300	160,903,845
556	Yumbe D.	4,692,499,380	901,048,528	327,721,164	573,327,363	480,267,971	93,059,392
557	Butaleja D.	3,924,742,924	444,699,596	187,861,104	256,838,492	211,777,030	45,061,462
558	Ibanda D.	1,729,664,284	314,040,876	109,093,083	204,947,793	167,255,280	37,692,513
559	Kaabong D.	2,704,119,793	430,097,467	162,600,401	267,497,066	227,657,078	39,839,989
560	Isingiro D.	4,196,316,007	493,101,599		493,101,599	403,155,836	89,945,762
561	Kaliro D.	2,276,903,190	248,713,445		248,713,445	205,058,659	43,654,786
562	Kiruhura D.	1,891,471,523	336,177,178	159,982,280	176,194,898	130,983,666	45,211,232
563	Koboko D.	1,823,593,376	283,456,115	117,110,915	166,345,199	134,912,498	31,432,701
564	Amolatar D.	1,560,118,572	250,739,823	99,544,870	151,194,953	122,795,609	28,399,344
565	Amuria D.	2,578,369,288	279,875,292	93,653,339	186,221,953	143,963,649	42,258,304
566	Manafwa D.	2,152,959,804	159,308,950		159,308,950	130,870,394	28,438,556
567	Bukwo D.	2,647,722,228	265,989,718	140,523,727	125,465,991	103,826,871	21,639,121
568	Mityana D.	6,018,372,493	619,118,613	313,458,068	305,660,545	245,306,970	60,353,576
569	Nakaseke D.	5,761,814,700	596,387,729	371,256,678	225,131,051	186,857,323	38,273,727
570	Amuru D.	2,429,065,491	227,302,977		227,302,977	186,947,889	40,355,087
571	Budaka D.	2,178,059,670	233,645,787		233,645,787	198,202,404	35,443,383
572	Oyam D.	2,516,720,824	569,176,301	241,806,350	327,369,951	270,039,267	57,330,684
573	Abim D.	2,747,961,329	333,267,102	168,600,401	164,666,701	139,837,689	24,829,012
574	Namutumba D.	1,935,820,836	262,536,935		262,536,935	211,956,936	50,580,000
575	Dokolo D.	2,226,947,814	184,810,661		184,810,661	154,179,821	30,630,840
576	Buliisa D.	3,088,208,063	351,434,221	208,033,734	143,400,487	116,897,405	26,503,082

Code	District	Conditional wage grant	Conditional non-wage recurrent grant	Hospital/Non Wage Recurrent	Primary Health Care - Non Wage Recurrent	o/w Lower level facility allocations	o/w DH Office allocations
577	Maracha D.	3,148,448,208	361,565,032	140,650,826	220,914,205	184,600,909	36,313,296
578	Bukedea D.	1,748,569,775	204,603,260		204,603,260	168,236,452	36,366,808
579	Bududa D.	3,317,564,410	386,528,061	163,925,397	222,602,664	183,142,922	39,459,743
580	Lyantonde D.	3,559,896,230	268,479,246	160,280,107	108,199,139	87,297,686	20,901,453
581	Amudat D.	778,624,818	241,718,092	103,491,080	138,227,012	111,817,384	26,409,628
582	Buikwe D.	3,264,058,091	597,666,847	454,479,496	143,187,350	116,586,941	26,600,409
583	Buyende D.	1,754,379,489	352,549,612		352,549,612	293,246,090	59,303,522
584	Kyegegwa D.	2,534,038,204	301,595,428		301,595,428	251,659,241	49,936,187
585	Lamwo D.	2,567,618,379	185,781,771		185,781,771	151,505,531	34,276,241
586	Otuke D.	1,391,519,068	144,020,655		144,020,655	117,712,154	26,308,501
587	Zombo D.	2,210,830,633	415,603,247	164,494,879	251,108,368	210,059,717	41,048,651
588	Alebtong D.	1,723,938,369	236,894,671		236,894,671	198,771,841	38,122,830
589	Bulambuli D.	3,077,075,983	214,460,370		214,460,370	180,411,392	34,048,977
590	Buvuma D.	1,449,985,852	126,909,152		126,909,152	102,588,068	24,321,084
591	Gomba D.	1,665,439,988	176,835,003		176,835,003	144,633,438	32,201,564
592	Kiryandongo D.	3,303,367,191	577,511,053	306,722,044	270,789,009	223,960,689	46,828,320
593	Luuka D.	2,209,624,513	247,001,621		247,001,621	201,580,474	45,421,147
594	Namayingo D.	2,329,165,684	233,905,621		233,905,621	192,996,115	40,909,506
595	Ntoroko D.	1,160,693,249	106,634,149		106,634,149	88,628,700	18,005,449
596	Serere D.	2,605,739,400	281,453,693		281,453,693	231,922,390	49,531,302
597	Kyankwanzi D.	2,224,045,105	237,158,838		237,158,838	195,769,546	41,389,292
598	Kalungu D.	2,107,881,742	320,390,580	114,851,539	205,539,041	167,510,730	38,028,311
599	Lwengo D.	2,620,511,734	262,261,816		262,261,816	213,513,408	48,748,409
600	Bukomansimbi D.	1,444,325,930	159,675,046		159,675,046	129,660,391	30,014,655
601	Mitooma D.	1,680,592,332	179,032,386		179,032,386	146,171,166	32,861,221
602	Rubirizi D.	1,460,862,264	124,092,774		124,092,774	100,206,686	23,886,088
603	Ngora D.	1,928,371,101	370,187,568	224,866,146	145,321,422	117,972,268	27,349,154

Code	District	Conditional wage grant	Conditional non-wage recurrent grant	Hospital/Non Wage Recurrent	Primary Health Care - Non Wage Recurrent	o/w Lower level facility allocations	o/w DH Office allocations
604	Napak D.	2,115,301,503	478,601,667	293,200,371	185,401,296	153,773,764	31,627,532
605	Kibuku D.	2,262,304,236	210,617,340		210,617,340	173,586,790	37,030,550
606	Nwoya D.	3,005,172,577	457,208,356	276,051,920	181,156,436	152,628,191	28,528,244
607	Kole D.	1,907,229,239	220,192,485		220,192,485	182,882,289	37,310,196
608	Butambala D.	2,884,852,792	267,461,377	162,657,334	104,804,043	83,782,183	21,021,860
609	Sheema D.	3,509,388,440	288,496,742	162,657,726	125,839,016	102,100,605	23,738,412
610	Buhweju D.	1,251,517,488	144,746,928		144,746,928	117,432,702	27,314,226
611	Agago D.	2,541,800,196	513,238,325	275,424,533	237,813,792	195,550,774	42,263,018
612	Kween D.	2,714,000,724	141,203,276		141,203,276	118,468,133	22,735,143
613	Kagadi D.	4,123,504,173	630,899,493	244,890,107	386,009,387	311,152,974	74,856,413
614	Kakumiro D.	1,777,955,889	416,779,517		416,779,517	345,811,617	70,967,901
615	Omoro D.	2,413,369,140	177,580,941		177,580,941	145,395,072	32,185,869
616	Rubanda D.	2,333,454,442	205,618,311		205,618,311	166,378,758	39,239,553
617	Namisindwa D.	1,938,415,260	210,234,117		210,234,117	175,719,758	34,514,359
618	Pakwach D.	1,799,157,192	185,579,455		185,579,455	151,176,935	34,402,520
619	Butebo D.	1,780,966,346	134,328,167		134,328,167	111,635,244	22,692,924
620	Rukiga D.	2,434,438,853	141,256,605		141,256,605	113,608,462	27,648,143
621	Kyotera D.	4,892,683,442	399,852,864	153,475,071	246,377,794	197,265,406	49,112,388
622	Bunyangabu D.	2,065,423,933	202,716,333		202,716,333	163,789,293	38,927,040
623	Nabilatuk D.	582,756,304	112,401,550		112,401,550	90,455,836	21,945,714
624	Bugweri D.	1,695,920,815	184,185,145		184,185,145	147,407,550	36,777,595
625	Kasanda D.	1,529,673,268	272,008,118		272,008,118	225,000,869	47,007,249
626	Kwania D.	2,661,337,173	184,895,165		184,895,165	151,778,030	33,117,134
627	Kapelebyong D.	726,977,551	97,443,971		97,443,971	77,058,192	20,385,779
628	Kikuube D.	1,664,022,358	350,670,291		350,670,291	292,617,319	58,052,972
629	Obongi D.	1,750,604,418	102,156,805		102,156,805	86,941,961	15,214,843
630	Kazo D.	1,988,859,277	164,594,315		164,594,315	140,080,268	24,514,047

Code	District	Conditional wage grant	Conditional non-wage recurrent grant	Hospital/Non Wage Recurrent	Primary Health Care - Non Wage Recurrent	o/w Lower level facility allocations	o/w DH Office allocations
631	Rwampara D.	1,368,351,960	197,788,714		197,788,714	168,330,820	29,457,894
632	Kitagwenda D.	1,483,438,492	151,643,520		151,643,520	129,058,315	22,585,205
633	Madi-Okollo D.	1,247,867,634	176,012,517		176,012,517	149,797,887	26,214,630
634	Karenga D.	1,186,700,053	114,014,326		114,014,326	97,033,469	16,980,857
635	Kalaki D.	1,217,423,738	171,865,406	60,232,559	111,632,847	95,006,678	16,626,169
751	Arua MC	750,477,018	69,006,352		69,006,352	56,372,156	12,634,195
752	Entebbe MC	2,298,572,992	75,207,913		75,207,913	62,135,282	13,072,632
753	Fort-Portal MC	875,422,016	75,188,051		75,188,051	59,711,135	15,476,916
754	Gulu MC	704,429,383	135,424,268		135,424,268	115,211,884	20,212,383
755	Jinja MC	1,743,372,569	109,721,622		109,721,622	91,498,064	18,223,558
757	Kabale MC	557,368,845	64,885,476		64,885,476	51,058,988	13,826,488
758	Lira MC	493,684,504	97,933,943		97,933,943	81,566,094	16,367,849
759	Masaka MC	395,262,119	80,531,045		80,531,045	67,172,237	13,358,808
760	Mbale MC	1,346,002,821	146,142,813	49,212,413	96,930,400	79,808,742	17,121,658
761	Mbarara MC	1,326,768,180	159,284,999		159,284,999	134,356,734	24,928,265
762	Moroto MC	259,809,318	25,937,291		25,937,291	20,749,833	5,187,458
763	Soroti MC	1,059,218,761	65,782,858		65,782,858	53,355,733	12,427,125
764	Tororo MC	668,256,946	60,084,901		60,084,901	47,766,545	12,318,357
770	Kasese MC	2,924,713,428	102,239,923		102,239,923	85,519,109	16,720,814
771	Hoima MC	540,984,662	111,050,702		111,050,702	94,243,617	16,807,085
772	Mukono MC	1,232,619,651	211,528,744	83,735,697	127,793,046	104,858,126	22,934,921
773	Iganga MC	315,236,205	59,129,372		59,129,372	49,901,766	9,227,606
774	Masindi MC	557,441,452	94,856,117		94,856,117	79,984,616	14,871,501
775	Ntungamo MC	534,520,717	39,665,592		39,665,592	32,609,273	7,056,320
776	Busia MC	541,092,027	59,354,144		59,354,144	48,697,234	10,656,909
777	Bushenyi- Ishaka MC	525,037,405	51,605,101		51,605,101	43,919,235	7,685,866
778	Rukungiri MC	822,699,572	89,603,044	22,775,155	66,827,889	56,874,799	9,953,090

Code	District	Conditional wage grant	Conditional non-wage recurrent grant	Hospital/Non Wage Recurrent	Primary Health Care - Non Wage Recurrent	o/w Lower level facility allocations	o/w DH Office allocations
779	Nansana MC	1,421,318,808	344,226,924		344,226,924	281,448,923	62,778,001
780	Makindye-Ssa. MC	514,761,648	269,102,608		269,102,608	219,758,913	49,343,694
781	Kira MC	377,968,680	275,410,007		275,410,007	226,144,353	49,265,654
782	Kisoro MC	132,188,412	54,530,859		54,530,859	43,624,688	10,906,172
783	Mityana MC	638,323,360	102,021,453		102,021,453	84,635,909	17,385,544
784	Kitgum MC	179,766,154	43,221,164		43,221,164	36,783,970	6,437,195
785	Koboko MC	589,768,320	111,469,672	33,978,929	77,490,743	54,040,926	23,449,817
786	Mubende MC	301,548,564	85,386,513		85,386,513	71,739,410	13,647,103
787	Kumi MC	831,561,980	58,363,953		58,363,953	46,691,162	11,672,790
788	Lugazi MC	367,918,600	98,382,932		98,382,932	80,769,954	17,612,978
789	Kamuli MC	352,859,844	58,008,795		58,008,795	49,273,678	8,735,116
790	Kapchorwa MC	492,200,976	46,686,615		46,686,615	39,600,141	7,086,474
791	Ibanda MC	1,180,314,895	92,682,970		92,682,970	77,315,834	15,367,137
792	Njeru MC	659,066,076	137,106,513		137,106,513	114,045,198	23,061,315
793	Apac MC	188,247,120	46,505,264		46,505,264	38,885,161	7,620,103
794	Nebbi MC	1,131,536,552	33,871,987		33,871,987	0	33,871,987
795	Bugiri MC	152,167,296	40,251,313		40,251,313	34,256,437	5,994,876
796	Sheema MC	1,113,257,052	85,577,020		85,577,020	72,126,272	13,450,748
797	Kotido MC	529,976,419	116,443,117		116,443,117	99,100,525	17,342,592
Tot.		437,538,433,884	56,189,999,996	19,613,327,106	36,576,672,890	29,994,719,377	6,581,953,512

Annex 3b. IPF Summary including selected subventions

GoU Vote No.	GoU Vote Name	Conditional Grants Development	Transitional Development - Health Ad Hoc	Transitional Development - Sanitation (Health)	Selected subventions		Grand total
					URMCHIP	GAVI	
501	Adjumani District	73,539,727	0	0	-	122,774,625	196,314,352
502	Apac District	32,297,559	0	90,130,506	403,066,787	126,730,764	652,225,616
503	Arua District	83,753,881	0	108,036,291	-	250,098,274	441,888,446
504	Bugiri District	145,633,926	0	0	-	168,894,736	314,528,662
505	Bundibugyo District	1,317,616,850	0	0	-	189,832,134	1,507,448,984
506	Bushenyi District	42,358,883	0	47,452,182	-	133,431,864	223,242,929
507	Busia District	36,231,790	0	0	-	117,058,278	153,290,068
508	Gulu District	21,620,680	0	0	-	158,293,329	179,914,009
509	Hoima District	11,404,535	200,000,000	0	419,830,850	146,815,751	778,051,136
510	Iganga District	123,139,011	0	0	-	144,762,297	267,901,308
511	Jinja District	106,519,370	0	0	-	143,207,707	249,727,077
512	Kabale District	687,187,496	300,000,000	0	-	197,182,664	1,184,370,160
513	Kabarole District	677,463,910	0	0	-	159,732,014	837,195,924
514	Kaberamaido District	30,483,753	700,000,000	56,923,971	301,511,810	117,555,002	1,206,474,536
515	Kalangala District	683,584,958	0	0	196,475,262	75,671,738	955,731,957
517	Kamuli District	84,711,647	0	0	-	178,780,759	263,492,406
518	Kamwenge District	702,836,147	700,000,000	0	-	157,577,342	1,560,413,489
519	Kanungu District	679,459,470	0	0	-	161,433,862	840,893,332
520	Kapchorwa District	682,604,428	0	0	308,188,859	138,748,741	1,129,542,028
521	Kasese District	723,289,147	0	0	-	322,576,733	1,045,865,880
522	Katakwi District	31,140,897	0	91,645,024	405,958,680	172,607,132	701,351,732
523	Kayunga District	139,571,011	0	0	858,733,787	132,458,439	1,130,763,237
524	Kibaale District	9,276,353	300,000,000	0	342,763,848	95,843,419	747,883,620
525	Kiboga District	709,036,058	579,900,000	0	468,645,063	119,932,184	1,877,513,305
526	Kisoro District	36,501,126	0	0	934,259,425	129,336,774	1,100,097,325
527	Kitgum District	16,015,318	0	0	986,456,609	146,739,015	1,149,210,943
528	Kotido District	35,153,805	0	0	329,723,950	133,865,659	498,743,414
529	Kumi District	53,824,051	0	64,836,806	587,848,715	188,749,411	895,258,983
530	Kyenjojo District	685,611,003	0	0	-	219,601,930	905,212,933
531	Lira District	57,471,521	0	82,001,534	555,992,910	167,889,847	863,355,812
532	Luwero District	45,394,893	720,000,000	0	1,116,445,223	179,122,913	2,060,963,029
533	Masaka District	32,604,428	0	0	570,368,434	98,963,321	701,936,183
534	Masindi District	21,865,134	0	0	601,565,029	122,186,475	745,616,637
535	Mayuge District	810,017,194	0	0	-	160,419,783	970,436,977
536	Mbale District	42,549,555	0	0	927,101,622	219,745,941	1,189,397,118
537	Mbarara District	35,593,228	100,000,000	57,315,309	-	184,980,630	377,889,166

GoU Vote No.	GoU Vote Name	Conditional Grants Development	Transitional Development - Health Ad Hoc	Transitional Development - Sanitation (Health)	Selected subventions		Grand total
					URMCHIP	GAVI	
538	Moroto District	8,396,239	0	0	157,068,382	96,279,693	261,744,315
539	Moyo District	543,543,689	0	91,098,856	-	151,648,943	786,291,488
540	Mpigi District	64,595,117	0	0	954,771,029	118,319,509	1,137,685,655
541	Mubende District	67,715,462	0	0	494,695,154	188,338,221	750,748,838
542	Mukono District	125,381,320	750,000,000	0	1,013,411,761	173,919,463	2,062,712,544
543	Nakapiripiriti District	24,418,821	0	0	278,091,484	85,477,448	387,987,752
544	Nakasongola District	31,603,925	0	0	336,108,476	124,668,008	492,380,409
545	Nebbi District	30,404,591	150,000,000	83,145,735	-	153,103,800	416,654,126
546	Ntungamo District	1,318,679,230	0	0	-	217,334,161	1,536,013,391
547	Pader District	53,829,264	0	0	404,448,981	153,322,950	611,601,195
548	Pallisa District	51,176,474	0	71,876,853	622,101,843	163,634,573	908,789,743
549	Rakai District	49,716,487	0	0	521,292,270	171,914,137	742,922,894
550	Rukungiri District	692,489,620	0	0	916,793,725	197,515,354	1,806,798,699
551	Sembabule District	59,612,036	0	0	450,816,558	129,163,665	639,592,259
552	Sironko District	700,674,319	0	0	536,617,924	280,091,790	1,517,384,033
553	Soroti District	78,857,252	0	70,524,210	360,387,278	139,620,180	649,388,920
554	Tororo District	565,809,493	0	0	-	231,669,358	797,478,851
555	Wakiso District	845,245,856	0	0	1,397,656,085	270,663,925	2,513,565,865
556	Yumbe District	134,529,447	0	81,944,881	1,293,935,862	216,154,951	1,726,565,141
557	Butaleja District	27,313,694	0	61,322,120	762,854,297	134,859,988	986,350,100
558	Ibanda District	35,740,307	0	0	-	144,802,838	180,543,145
559	Kaabong District	29,749,997	0	0	349,497,421	180,410,489	559,657,907
560	Isingiro District	40,007,178	0	0	-	219,397,078	259,404,256
561	Kaliro District	754,969,614	0	0	-	137,277,710	892,247,324
562	Kiruhura District	694,831,088	0	0	-	193,164,315	887,995,403
563	Koboko District	44,632,292	700,000,000	68,837,005	381,564,930	104,614,373	1,299,648,600
564	Amolatar District	1,358,274,915	0	71,018,103	326,831,781	135,626,586	1,891,751,386
565	Amuria District	666,734,373	700,000,000	157,387,235	490,397,064	149,060,364	2,163,579,036
566	Manafwa District	28,821,452	0	0	368,330,168	188,372,659	585,524,279
567	Bukwo District	1,313,618,468	0	0	321,416,635	153,529,287	1,788,564,390
568	Mityana District	60,515,024	0	0	836,124,899	178,114,776	1,074,754,699
569	Nakaseke District	14,526,366	0	0	660,002,195	132,019,913	806,548,474
570	Amuru District	18,891,539	0	0	-	119,889,278	138,780,817
571	Budaka District	39,221,188	0	103,888,735	557,830,880	132,263,544	833,204,347
572	Oyam District	1,424,944,498	0	0	640,194,390	137,087,546	2,202,226,434
573	Abim District	17,794,798	0	0	358,465,706	87,924,269	464,184,773
574	Namutumba District	83,935,643	0	0	-	159,148,106	243,083,749
575	Dokolo District	728,146,596	0	60,674,053	226,119,372	126,529,927	1,141,469,949
576	Buliisa District	654,618,039	0	0	439,819,211	78,310,976	1,172,748,226

GoU Vote No.	GoU Vote Name	Conditional Grants Development	Transitional Development - Health Ad Hoc	Transitional Development - Sanitation (Health)	Selected subventions		Grand total
					URMCHIP	GAVI	
577	Maracha District	700,343,844	0	98,537,721	-	142,185,160	941,066,726
578	Bukedea District	103,139,378	0	87,651,329	481,570,878	198,695,394	871,056,979
579	Bududa District	705,144,958	0	0	510,369,954	218,242,075	1,433,756,987
580	Lyantonde District	40,288,875	0	0	386,043,118	87,399,931	513,731,924
581	Amudat District	26,672,454	0	0	214,726,455	91,632,047	333,030,956
582	Buikwe District	29,029,126	0	0	646,056,541	131,075,587	806,161,254
583	Buyende District	193,842,936	400,000,000	0	-	120,558,508	714,401,444
584	Kyegegwa District	53,964,077	0	0	683,279,694	133,779,846	871,023,617
585	Lamwo District	10,495,299	0	0	589,177,008	141,601,742	741,274,050
586	Otuke District	26,147,458	0	56,700,302	269,957,708	92,962,804	445,768,272
587	Zombo District	45,917,600	0	65,423,417	-	118,913,487	230,254,504
588	Alebtong District	708,139,533	0	100,384,879	370,770,355	119,611,816	1,298,906,582
589	Bulambuli District	1,328,337,308	0	100,875,359	343,406,640	191,983,069	1,964,602,376
590	Buvuma District	689,997,839	0	0	154,760,020	94,298,131	939,055,990
591	Gomba District	40,855,404	0	0	291,042,727	105,167,810	437,065,941
592	Kiryandongo District	12,396,093	0	0	746,530,769	102,426,474	861,353,335
593	Luuka District	60,377,129	0	0	79,896,778	117,194,207	257,468,114
594	Namayingo District	1,377,429,108	0	0	-	123,978,867	1,501,407,975
595	Ntoroko District	655,560,874	0	0	-	94,083,486	749,644,360
596	Serere District	674,102,267	0	102,877,729	581,288,832	117,923,889	1,476,192,717
597	Kyankwanzi District	737,365,568	0	0	300,145,960	167,117,146	1,204,628,675
598	Kalungu District	30,404,591	0	0	600,519,530	104,655,026	735,579,148
599	Lwengo District	42,754,040	0	0	512,499,184	101,423,950	656,677,174
600	Bukomansimbi District	16,792,479	0	0	217,735,018	82,357,659	316,885,156
601	Mitooma District	1,327,026,304	0	0	-	133,705,588	1,460,731,892
602	Rubirizi District	676,130,343	0	0	-	115,400,444	791,530,787
603	Ngora District	44,842,891	0	79,947,447	612,289,504	131,887,457	868,967,299
604	Napak District	27,618,253	0	0	583,355,494	110,013,815	720,987,562
605	Kibuku District	759,410,567	0	72,526,771	-	158,065,598	990,002,936
606	Nwoya District	767,495,664	0	0	-	99,180,219	866,675,883
607	Kole District	77,027,944	0	87,117,815	364,044,966	102,675,717	630,866,442
608	Butambala District	49,215,327	0	0	373,113,862	76,580,142	498,909,332
609	Sheema District	679,386,838	0	75,128,872	-	151,007,327	905,523,037
610	Buhweju District	668,325,010	0	0	-	104,460,131	772,785,141
611	Agago District	1,365,164,926	0	0	634,887,709	195,177,229	2,195,229,865
612	Kween District	1,335,952,755	0	0	220,505,048	159,107,452	1,715,565,256
613	Kagadi District	653,793,034	0	0	562,899,246	152,227,516	1,368,919,796
614	Kakumiro District	671,731,527	0	0	610,667,416	138,362,310	1,420,761,253
615	Omoro District	1,338,665,554	0	0	-	115,023,250	1,453,688,804

GoU Vote No.	GoU Vote Name	Conditional Grants Development	Transitional Development - Health Ad Hoc	Transitional Development - Sanitation (Health)	Selected subventions		Grand total
					URMCHIP	GAVI	
616	Rubanda District	5,694,335	0	0	-	89,671,276	95,365,611
617	Namisindwa District	11,799,041	0	0	440,249,747	194,478,296	646,527,083
618	Pakwach District	27,248,495	0	65,838,946	546,023,640	89,320,929	728,432,010
619	Butebo District	10,941,305	0	43,224,425	258,666,180	76,298,062	389,129,973
620	Rukiga District	16,891,440	0	0	-	77,595,102	94,486,542
621	Kyotera District	39,221,188	0	0	496,980,937	116,446,756	652,648,881
622	Bunyangu District	20,917,967	0	0	-	93,480,158	114,398,125
623	Nabulak District	12,104,460	0	0	157,737,075	68,478,532	238,320,067
624	Bugweri District	682,407,001	0	0	-	78,541,794	760,948,795
625	Kasanda District	711,681,357	0	0	787,803,002	130,050,787	1,629,535,146
626	Kwania District	42,824,574	0	49,998,913	371,402,024	98,563,964	562,789,475
627	Kapelebyong District	22,817,165	0	50,906,665	207,424,780	84,818,288	365,966,898
628	Kikuube District	66,575,670	0	0	505,227,902	72,861,643	644,665,215
629	Obongi District	16,139,280	0	0	-	-	16,139,280
630	Kazo District	740,157,077	0	0	-	-	740,157,077
631	Rwampara District	712,632,170	0	0	-	-	712,632,170
632	Kitagwenda District	63,009,851	0	0	-	-	63,009,851
633	Madi-Okollo	32,278,560	0	0	-	-	32,278,560
634	Karenga District	31,705,410	0	0	70,321,711	-	102,027,121
635	Kalaki District	20,190,845	0	0	215,259,229	-	235,450,074
751	Arua Municipal Council	62,881,792	0	0	-	-	62,881,792
752	Entebbe Municipal Council	91,449,217	0	0	27,568,632	-	119,017,849
753	Fort-Portal Municipal Council	14,874,999	0	0	-	-	14,874,999
754	Gulu Municipal Council	39,194,888	0	0	-	-	39,194,888
755	Jinja Municipal Council	8,788,451	0	0	-	-	8,788,451
757	Kabale Municipal Council	5,515,480	0	0	-	-	5,515,480
758	Lira Municipal Council	36,941,569	0	0	95,997,070	-	132,938,639
759	Masaka Municipal Council	136,456,564	0	0	-	-	136,456,564
760	Mbale Municipal Council	2,847,168	0	0	143,427,934	-	146,275,102
761	Mbarara Municipal Council	53,563,626	0	0	-	-	53,563,626
762	Moroto Municipal Council	0	0	0	-	-	0
763	Soroti Municipal Council	3,933,014	0	0	125,706,932	-	129,639,946
764	Tororo Municipal Council	8,541,503	0	0	-	-	8,541,503
770	Kasese Municipal Council	539,377,138	0	0	-	-	539,377,138
771	Hoima Municipal Council	12,469,749	0	0	234,984,360	-	247,454,109
772	Mukono Municipal Council	419,425,728	0	0	856,858,392	-	1,276,284,120
773	Iganga Municipal Council	46,877,537	0	0	-	-	46,877,537
774	Masindi Municipal Council	150,956,266	0	0	-	-	150,956,266
775	Ntungamo Municipal Council	9,413,085	0	0	-	-	9,413,085

GoU Vote No.	GoU Vote Name	Conditional Grants Development	Transitional Development - Health Ad Hoc	Transitional Development - Sanitation (Health)	Selected subventions		Grand total
					URMCHIP	GAVI	
776	Busia Municipal Council	197,361,704	0	0	-		197,361,704
777	Bushenyi- Ishaka Municipal Council	5,294,860	0	0	-		5,294,860
778	Rukungiri Municipal Council	12,594,359	0	0	110,817,694		123,412,053
779	Nansana Municipal Council	222,037,107	0	0	289,825,198		511,862,305
780	Makindye-Ssabagabo Municipal Council	349,520,954	0	0	-		349,520,954
781	Kira Municipal Council	836,149,017	0	0	138,803,756		974,952,773
782	Kisoro Municipal Council	0	0	0	-		0
783	Mityana Municipal Council	12,967,505	0	0	95,150,042		108,117,547
784	Kitgum Municipal Council	47,488,414	0	0	-		47,488,414
785	Koboko Municipal Council	39,962,694	0	0	28,264,236		68,226,930
786	Mubende Municipal Council	279,026,969	0	0	-		279,026,969
787	Kumi Municipal Council	84,437,345	0	0	108,246,190		192,683,535
788	Lugazi Municipal Council	148,782,901	0	0	112,882,874		261,665,775
789	Kamuli Municipal Council	100,394,884	0	0	-		100,394,884
790	Kapchorwa Municipal Council	7,141,181	0	0	15,535,494		22,676,675
791	Ibanda Municipal Council	21,992,567	0	0	-		21,992,567
792	Njeru Municipal Council	154,038,070	0	0	142,945,608		296,983,678
793	Apac Municipal Council	0	0	28,816,661	-		28,816,661
794	Nebbi Municipal Council	0	0	0	-		0
795	Bugiri Municipal Council	72,724,389	0	0	-		72,724,389
796	Sheema Municipal Council	510,765,853	0	0	-		510,765,853
797	Kotido Municipal Council	36,960,628	0	0	161,326,386		198,287,014
	Grand Total	50,013,000,000	6,299,900,000	2,686,016,661	45,459,560,065	18,051,593,531	122,510,070,257

Annex 3c: Subventions Indicative Planning Figures for GAVI and URMCHIP

These estimates are based on estimated performance and serve as a guide, not an undertaking. Entebbe Hospital and Kampala facilities are paid through KCCA and the relevant vote.

Subventions		URMCHIP				GAVI
GoU Vote No.	GoU Vote Name	Total RBF IPFs FY 2019/20	O/w - DHMT IPFs RBF Grants FY2019/20	O/w - Hospital IPFs - RBF Grants FY2019/20	O/w - Health Center IPFs - RBF Grants FY2019/20	
501	Adjumani District	-	-	-	-	122,774,625
502	Apac District	403,066,787	28,400,000	172,790,203	201,876,584	126,730,764
503	Arua District	-	-	-	-	250,098,274
504	Bugiri District	-	-	-	-	168,894,736
505	Bundibugyo District	-	-	-	-	189,832,134
506	Bushenyi District	-	-	-	-	133,431,864
507	Busia District	-	-	-	-	117,058,278
508	Gulu District	-	-	-	-	158,293,329
509	Hoima District	419,830,850	46,400,000	-	373,430,850	146,815,751
510	Iganga District	-	-	-	-	144,762,297
511	Jinja District	-	-	-	-	143,207,707
512	Kabale District	-	-	-	-	197,182,664
513	Kabarole District	-	-	-	-	159,732,014
514	Kaberamaido District	301,511,810	41,000,000	-	260,511,810	117,555,002
515	Kalangala District	196,475,262	32,000,000	-	164,475,262	75,671,738
517	Kamuli District	-	-	-	-	178,780,759
518	Kamwenge District	-	-	-	-	157,577,342
519	Kanungu District	-	-	-	-	161,433,862
520	Kapchorwa District	308,188,859	32,000,000	179,030,421	97,158,438	138,748,741
521	Kasese District	-	-	-	-	322,576,733
522	Katakwi District	405,958,680	35,600,000	149,287,414	221,071,266	172,607,132
523	Kayunga District	858,733,787	37,400,000	172,790,203	648,543,584	132,458,439
524	Kibaale District	342,763,848	26,600,000	-	316,163,848	95,843,419
525	Kiboga District	468,645,063	35,600,000	172,790,200	260,254,862	119,932,184
526	Kisoro District	934,259,425	51,800,000	307,620,729	574,838,696	129,336,774
527	Kitgum District	986,456,609	39,200,000	518,928,408	428,328,202	146,739,015
528	Kotido District	329,723,950	35,600,000	-	294,123,950	133,865,659
529	Kumi District	587,848,715	35,600,000	316,670,489	235,578,226	188,749,411
530	Kyenjojo District	-	-	-	-	219,601,930

Subventions		URMCHIP				GAVI
GoU Vote No.	GoU Vote Name	Total RBF IPFs FY 2019/20	O/w - DHMT IPFs RBF Grants FY2019/20	O/w - Hosptal IPFs - RBF Grants FY2019/20	O/w - Health Center IPFs - RBF Grants FY2019/20	
531	Lira District	555,992,910	51,800,000	-	504,192,910	167,889,847
532	Luwero District	1,116,445,223	64,400,000	13,173,155	1,038,872,068	179,122,913
533	Masaka District	570,368,434	46,400,000	177,950,398	346,018,036	98,963,321
534	Masindi District	601,565,029	41,000,000	189,164,207	371,400,822	122,186,475
535	Mayuge District	-	-	-	-	160,419,783
536	Mbale District	927,101,622	75,200,000	-	851,901,622	219,745,941
537	Mbarara District	-	-	-	-	184,980,630
538	Moroto District	157,068,382	32,000,000	-	125,068,382	96,279,693
539	Moyo District	-	-	-	-	151,648,943
540	Mpigi District	954,771,029	55,400,000	109,759,326	789,611,703	118,319,509
541	Mubende District	494,695,154	39,200,000	-	455,495,154	188,338,221
542	Mukono District	1,013,411,761	53,600,000	69,579,925	890,231,836	173,919,463
543	Nakapiripiriti District	278,091,484	28,400,000	-	249,691,484	85,477,448
544	Nakasongola District	336,108,476	41,000,000	-	295,108,476	124,668,008
545	Nebbi District	-	-	-	-	153,103,800
546	Ntungamo District	-	-	-	-	217,334,161
547	Pader District	404,448,981	42,800,000	-	361,648,981	153,322,950
548	Pallisa District	622,101,843	44,600,000	189,704,979	387,796,864	163,634,573
549	Rakai District	521,292,270	46,400,000	142,371,926	332,520,344	171,914,137
550	Rukungiri District	916,793,725	57,200,000	267,327,411	592,266,314	197,515,354
551	Sembabule District	450,816,558	33,800,000	-	417,016,558	129,163,665
552	Sironko District	536,617,924	50,000,000	-	486,617,924	280,091,790
553	Soroti District	360,387,278	48,200,000	-	312,187,278	139,620,180
554	Tororo District	-	-	-	-	231,669,358
555	Wakiso District	1,397,656,085	102,200,000	99,046,611	1,196,409,474	270,663,925
556	Yumbe District	1,293,935,862	35,600,000	172,730,427	1,085,605,435	216,154,951
557	Butaleja District	762,854,297	41,000,000	197,067,723	524,786,574	134,859,988
558	Ibanda District	-	-	-	-	144,802,838
559	Kaabong District	349,497,421	37,400,000	172,730,421	139,366,999	180,410,489
560	Isingiro District	-	-	-	-	219,397,078
561	Kaliro District	-	-	-	-	137,277,710
562	Kiruhura District	-	-	-	-	193,164,315
563	Koboko District	381,564,930	30,200,000	99,674,920	251,690,010	104,614,373
564	Amolatar District	326,831,781	26,600,000	82,090,975	218,140,806	135,626,586

Subventions		URMCHIP				GAVI
GoU Vote No.	GoU Vote Name	Total RBF IPFs FY 2019/20	O/w - DHMT IPFs RBF Grants FY2019/20	O/w - Hosptal IPFs - RBF Grants FY2019/20	O/w - Health Center IPFs - RBF Grants FY2019/20	
565	Amuria District	490,397,064	37,400,000	-	452,997,064	149,060,364
566	Manafwa District	368,330,168	26,600,000	-	341,730,168	188,372,659
567	Bukwo District	321,416,635	26,600,000	149,549,913	145,266,722	153,529,287
568	Mityana District	836,124,899	69,800,000	331,130,971	435,193,928	178,114,776
569	Nakaseke District	660,002,195	39,200,000	393,819,512	226,982,683	132,019,913
570	Amuru District	-	-	-	-	119,889,278
571	Budaka District	557,830,880	42,800,000	-	515,030,880	132,263,544
572	Oyam District	640,194,390	32,000,000	184,197,050	423,997,340	137,087,546
573	Abim District	358,465,706	26,600,000	179,030,421	152,835,285	87,924,269
574	Namutumba District	-	-	-	-	159,148,106
575	Dokolo District	226,119,372	26,600,000	-	199,519,372	126,529,927
576	Buliisa District	439,819,211	28,400,000	220,435,421	190,983,790	78,310,976
577	Maracha District	-	-	-	-	142,185,160
578	Bukedea District	481,570,878	30,200,000	-	451,370,878	198,695,394
579	Bududa District	510,369,954	32,000,000	173,840,201	304,529,753	218,242,075
580	Lyantonde District	386,043,118	28,400,000	170,294,112	187,349,006	87,399,931
581	Amudat District	214,726,455	23,000,000	107,883,663	83,842,793	91,632,047
582	Buikwe District	646,056,541	48,200,000	366,734,169	231,122,372	131,075,587
583	Buyende District	-	-	-	-	120,558,508
584	Kyegegwa District	683,279,694	32,000,000	-	651,279,694	133,779,846
585	Lamwo District	589,177,008	35,600,000	-	553,577,008	141,601,742
586	Otuke District	269,957,708	35,600,000	-	234,357,708	92,962,804
587	Zombo District	-	-	-	-	118,913,487
588	Alebtong District	370,770,355	30,200,000	-	340,570,355	119,611,816
589	Bulambuli District	343,406,640	41,000,000	-	302,406,640	191,983,069
590	Buvuma District	154,760,020	24,800,000	-	129,960,020	94,298,131
591	Gomba District	291,042,727	32,000,000	-	259,042,727	105,167,810
592	Kiryandongo District	746,530,769	33,800,000	324,058,147	388,672,622	102,426,474
593	Luuka District	79,896,778	-	-	79,896,778	117,194,207
594	Namayingo District	-	-	-	-	123,978,867
595	Ntoroko District	-	-	-	-	94,083,486
596	Serere District	581,288,832	35,600,000	-	545,688,832	117,923,889
597	Kyankwanzi District	300,145,960	33,800,000	-	266,345,960	167,117,146
598	Kalungu District	600,519,530	41,000,000	100,168,066	459,351,464	104,655,026

Subventions		URMCHIP				GAVI
GoU Vote No.	GoU Vote Name	Total RBF IPFs FY 2019/20	O/w - DHMT IPFs RBF Grants FY2019/20	O/w - Hosptal IPFs - RBF Grants FY2019/20	O/w - Health Center IPFs - RBF Grants FY2019/20	
599	Lwengo District	512,499,184	41,000,000	-	471,499,184	101,423,950
600	Bukomansimbi District	217,735,018	35,600,000	-	182,135,018	82,357,659
601	Mitooma District	-	-	-	-	133,705,588
602	Rubirizi District	-	-	-	-	115,400,444
603	Ngora District	612,289,504	32,000,000	198,720,628	381,568,876	131,887,457
604	Napak District	583,355,494	30,200,000	309,860,390	243,295,104	110,013,815
605	Kibuku District	-	-	-	-	158,065,598
606	Nwoya District	-	-	-	-	99,180,219
607	Kole District	364,044,966	30,200,000	-	333,844,966	102,675,717
608	Butambala District	373,113,862	32,000,000	172,790,200	168,323,662	76,580,142
609	Sheema District	-	-	-	-	151,007,327
610	Buhweju District	-	-	-	-	104,460,131
611	Agago District	634,887,709	37,400,000	291,195,760	306,291,950	195,177,229
612	Kween District	220,505,048	33,800,000	-	186,705,048	159,107,452
613	Kagadi District	562,899,246	41,000,000	172,790,200	349,109,046	152,227,516
614	Kakumiro District	610,667,416	39,200,000	-	571,467,416	138,362,310
615	Omoro District	-	-	-	-	115,023,250
616	Rubanda District	-	-	-	-	89,671,276
617	Namisindwa District	440,249,747	35,600,000	-	404,649,747	194,478,296
618	Pakwach District	546,023,640	32,000,000	-	514,023,640	89,320,929
619	Butebo District	258,666,180	32,000,000	-	226,666,180	76,298,062
620	Rukiga District	-	-	-	-	77,595,102
621	Kyotera District	496,980,937	37,400,000	142,371,926	317,209,012	116,446,756
622	Bunyangabu District	-	-	-	-	93,480,158
623	Nabilatuk District	157,737,075	23,000,000	-	134,737,075	68,478,532
624	Bugweri District	-	-	-	-	78,541,794
625	Kasanda District	787,803,002	30,200,000	-	757,603,002	130,050,787
626	Kwania District	371,402,024	32,000,000	-	339,402,024	98,563,964
627	Kapelebyong District	207,424,780	24,800,000	-	182,624,780	84,818,288
628	Kikuube District	505,227,902	46,400,000	-	458,827,902	72,861,643
629	Obongi District	-	-	-	-	-
630	Kazo District	-	-	-	-	-
631	Rwampara District	-	-	-	-	-
632	Kitagwenda District	-	-	-	-	-

Subventions		URMCHIP				GAVI
GoU Vote No.	GoU Vote Name	Total RBF IPFs FY 2019/20	O/w - DHMT IPFs RBF Grants FY2019/20	O/w - Hosptal IPFs - RBF Grants FY2019/20	O/w - Health Center IPFs - RBF Grants FY2019/20	
633	Madi-Okollo	-	-	-	-	
634	Karenga District	70,321,711	-	-	70,321,711	
635	Kalaki District	215,259,229	-	80,256,283	135,002,946	
751	Arua Municipal Council	-	-	-	-	
752	Entebbe Municipal Council	27,568,632	-	-	27,568,632	
753	Fort-Portal Municipal Council	-	-	-	-	
754	Gulu Municipal Council	-	-	-	-	
755	Jinja Municipal Council	-	-	-	-	
757	Kabale Municipal Council	-	-	-	-	
758	Lira Municipal Council	95,997,070	-	-	95,997,070	
759	Masaka Municipal Council	-	-	-	-	
760	Mbale Municipal Council	143,427,934	-	-	143,427,934	
761	Mbarara Municipal Council	-	-	-	-	
762	Moroto Municipal Council	-	-	-	-	
763	Soroti Municipal Council	125,706,932	-	-	125,706,932	
764	Tororo Municipal Council	-	-	-	-	
770	Kasese Municipal Council	-	-	-	-	
771	Hoima Municipal Council	234,984,360	-	-	234,984,360	
772	Mukono Municipal Council	856,858,392	-	-	856,858,392	
773	Iganga Municipal Council	-	-	-	-	
774	Masindi Municipal Council	-	-	-	-	
775	Ntungamo Municipal Council	-	-	-	-	
776	Busia Municipal Council	-	-	-	-	
777	Bushenyi- Ishaka Municipal Council	-	-	-	-	
778	Rukungiri Municipal Council	110,817,694	-	-	110,817,694	
779	Nansana Municipal Council	289,825,198	-	-	289,825,198	
780	Makindye-Ssabagabo Municipal Council	-	-	-	-	
781	Kira Municipal Council	138,803,756	-	-	138,803,756	
782	Kisoro Municipal Council	-	-	-	-	
783	Mityana Municipal Council	95,150,042	-	-	95,150,042	
784	Kitgum Municipal Council	-	-	-	-	
785	Koboko Municipal Council	28,264,236	-	-	28,264,236	
786	Mubende Municipal Council	-	-	-	-	
787	Kumi Municipal Council	108,246,190	-	-	108,246,190	

Subventions		URMCHIP				GAVI
GoU Vote No.	GoU Vote Name	Total RBF IPFs FY 2019/20	O/w - DHMT IPFs RBF Grants FY2019/20	O/w - Hosptal IPFs - RBF Grants FY2019/20	O/w - Health Center IPFs - RBF Grants FY2019/20	
788	Lugazi Municipal Council	112,882,874	-	-	112,882,874	
789	Kamuli Municipal Council	-	-	-	-	
790	Kapchorwa Municipal Council	15,535,494	-	-	15,535,494	
791	Ibanda Municipal Council	-	-	-	-	
792	Njeru Municipal Council	142,945,608	-	-	142,945,608	
793	Apac Municipal Council	-	-	-	-	
794	Nebbi Municipal Council	-	-	-	-	
795	Bugiri Municipal Council	-	-	-	-	
796	Sheema Municipal Council	-	-	-	-	
797	Kotido Municipal Council	161,326,386	-	-	161,326,386	
	Grand Total	45,459,560,065	3,140,600,000	8,041,407,503	34,277,552,561	18,051,593,531

See above for estimation methods. These estimates are based on estimated performance and serve as a guide, not an undertaking.

Results Based Financing Allocations in Hospitals per District

S/N	VOTE NO	DISTRICT	ACCOUNT NAME	IFMS SUPPLIER ID	OWNERSHIP	IPFs for PI Grants FY2019/20
1	502	APAC	APAC HOSPITAL	506708	GOV	172,790,203
2	520	KAPCHORWA	KAPCHORWA HOSPITAL OPERATION	506464	GOV	179,030,421
3	522	KATAKWI	KATAKWI DISTRICT HOSPITAL	505928	GOV	149,287,414
4	523	KAYUNGA	KAYUNGA DISTRICT HOSPITAL	507129	GOV	172,790,203
5	525	KIBOGA	KIBOGA HOSPITAL	506822	GOV	172,790,200
6	526	KISORO	KISORO hospital	505673	GOV	172,790,203
7	526	KISORO	Mutorele hospital PHC	505674	UCMB	134,830,526
8	527	KITGUM	KITGUM GOVERNMENT HOSPITAL	506264	GOV	305,172,997
9	527	KITGUM	ST JOSEPH HOSPITAL	506265	UCMB	213,755,411
10	529	KUMI	MED SUP ATUTUR HOSPITAL	506164	GOV	162,586,881
11	529	KUMI	KUMI LEPROSY DELEGATED FUND	506165	UPMB	154,083,608
12	532	LUWERO	BISHOP CAESAR ASILI MEMORIAL H	506054	UCMB	13,173,155
13	533	MASAKA	KITOVU HEALTH CARE COMPLEX	2111	UCMB	177,950,398
14	534	MASINDI	Masindi Hospital	504880	GOV	189,164,207
15	540	MPIGI	Nkozi Hospital	24852	UCMB	109,759,326
16	542	MUKONO	St Francis Nagalama hospital	505717	UCMB	69,579,925
17	548	PALLISA	PALLISA DISTRICT HOSPITAL	506394	GOV	189,704,979
18	549	RAKAI	RAKAI HOSPITAL	113992	GOV	142,371,926
19	550	RUKUNGIRI	Karoli Lwanga Hospital Nyakibale	506560	UCMB	149,543,336
20	550	RUKUNGIRI	Kisiizi Hospital Delegated Fund	506507	UPMB	117,784,075
21	555	WAKISO	Kisubi Hospital delegated fund	115544	UCMB	58,830,266
22	555	WAKISO	Saidina Abubakar Islamic Hospi	505518	UMMB	40,216,345
23	556	YUMBE	Yumbe General Hospital	505545	GOV	172,730,427
24	557	BUTALEJA	Busolwe Hospital	110644	GOV	197,067,723
25	559	KAABONG	KAABONG HOSPITAL MANAGEMENT	505010	GOV	172,730,421
26	563	KOBOKO	KOBOKO districtHOSPITAL	504847	GOV	99,674,920
27	564	AMOLATOR	Amai Hospital	7442	UPMB	82,090,975

S/N	VOTE NO	DISTRICT	ACCOUNT NAME	IFMS SUPPLIER ID	OWNERSHIP	IPFs for PI Grants FY2019/20
28	567	BUKWO	BUKWO GENERAL HOSPITAL	504334	GOV	149,549,913
29	568	MITYANA	Mityana Hospital	19550	GOV	331,130,971
30	569	NAKASEKE	Nakaseke Hospital	505360	GOV	314,524,657
31	569	NAKASEKE	Kiwoko Hospital	34181	UPMB	79,294,856
32	572	OYAM	Aber hospital Operations	506371	UCMB	184,197,050
33	573	ABIM	ABIM HOSPITAL ACCOUNT	505444	GOV	179,030,421
34	576	BULISA	BULIISA GENERAL HOSPITAL	505857	GOV	220,435,421
35	579	BUDUDA	Bududa HospitalAccount	506302	GOV	173,840,201
36	580	LYANTONDE	LYANTONDE HOSPITAL	462053	GOV	170,294,112
37	581	AMUDAT	AMUDAT HOSP DELEG FUND	504425	UPMB	107,883,663
38	582	BUIKWE	Kawolo hospital	504594	GOV	207,939,752
39	582	BUIKWE	Nkokonjeru hospital delegated	504595	UCMB	67,190,708
40	582	BUIKWE	Nyenga hospital delegated fund	504596	UCMB	66,550,101
41	582	BUIKWE	St Charles Lwanga hospital	504597	UCMB	25,053,607
42	592	KIRYANDONGO	KIRYANDONGO HOSPITAL	504845	GOV	324,058,147
43	598	KALUNGU	VILLA MARIA HOSPITAL	27090	UCMB	100,168,066
44	603	NGORA	Ngora Hospital Delegated	506867	UPMB	198,720,628
45	604	NAPAK	ST KIZITO MATANY HOSPITAL	505763	UCMB	309,860,390
46	608	BUTAMBALA	Gombe Hospital	24853	GOV	172,790,200
47	611	AGAGO	Dr Ambrosoli Memorial Hospital	507239	UCMB	291,195,760
48	613	KAGADI	KAGADI HOSPITAL	505208	GOV	172,790,200
49	621	Kyotera	KALISIZO HOSPITAL	464026	GOV	142,371,926
50	635	Kalaki District	Lwala Hospital delegated Fund	507185	UCMB	80,256,283

Results Based Financing Allocations in Lower Level Health Facilities (HC4, HC3, and HC2s) per District

S/N	RBF DISTRICT	GoU Vote No.	GoU Vote	HMIS Facility Name	Facility name	GoU Level	OWNERSHIP	IPFs for RBF Grants FY2019/20
1	APAC	502	Apac District	504473	Alenga HC III	HC III	UCMB	40,091,532
2	APAC	502	Apac District	504458	Akokoro HC III	HC III	GOV	50,079,770
3	APAC	502	Apac District	504459	Ibuje HC III	HC III	GOV	35,708,686
4	APAC	502	Apac District	504460	Teboke (Gvt) HC III	HC III	GOV	52,799,656
5	APAC	502	Apac District	506702	Apoi HC III	HC III	GOV	23,196,940
6	HOIMA	509	Hoima District	506630	Bujumbura HC III	HC III	UCMB	22,359,714
7	HOIMA	509	Hoima District	504739	Kigoroby HC IV	HC IV	GOV	91,582,114
8	HOIMA	509	Hoima District	504726	Butema HC III	HC III	GOV	44,392,244
9	HOIMA	509	Hoima District	504727	Buseruka HC III	HC III	GOV	40,347,398
10	HOIMA	509	Hoima District	504729	Kabaale HC III	HC III	GOV	45,070,272
11	HOIMA	509	Hoima District	504730	Bururu HC III	HC III	GOV	24,117,652
12	HOIMA	509	Hoima District	506623	Tonya HC II	HC III	GOV	10,147,098
13	HOIMA	509	Hoima District	504728	Mparangasi HC III	HC III	GOV	32,781,944
14	HOIMA	509	Hoima District	504737	Dwooli HC III	HC III	GOV	24,366,082
15	HOIMA	509	Hoima District	504734	Kapaapi HC II	HC III	GOV	38,266,332
16	KABERAMAIDO	514	Kaberamaido District	548069	Ochero HC III	HC III	GOV	88,995,400
17	KABERAMAIDO	514	Kaberamaido District	506453	KABERAMAIDO HC IV	Hospital	GOV	115,594,986
18	KABERAMAIDO	514	Kaberamaido District	506448	KOBULUBULU HC III	HC III	GOV	20,844,122
19	KABERAMAIDO	514	Kaberamaido District	506449	ALWA HC III	HC III	GOV	35,077,302
20	KALANGALA	515	Kalangala District	506311	St Elizabeth Bumangi HC II	HC III	UCMB	4,219,558
21	KALANGALA	515	Kalangala District	507250	Kalangala HC IV	HC IV	GOV	51,302,079
22	KALANGALA	515	Kalangala District	506303	Bukasa HC IV	HC IV	GOV	32,099,928
23	KALANGALA	515	Kalangala District	507252	Mugoye HC III	HC III	GOV	17,640,152
24	KALANGALA	515	Kalangala District	506304	Mazinga HC III	HC III	GOV	5,676,609
25	KALANGALA	515	Kalangala District	506305	Bufumira HC III	HC III	GOV	10,860,650
26	KALANGALA	515	Kalangala District	506306	Lulamba HC III	HC III	GOV	12,988,664
27	KALANGALA	515	Kalangala District	506307	Bwendero HC III	HC III	GOV	19,274,281
28	KALANGALA	515	Kalangala District	507251	Bubeke HC III	HC III	GOV	10,413,341
29	KAPCHORWA	520	Kapchorwa District	506463	Kaserem Christian Med Centre HC II	HC III	UPMB	17,432,688

S/N	RBF DISTRICT	GoU Vote No.	GoU Vote	HMIS Facility Name	Facility name	GoU Level	OWNERSHIP	IPFs for RBF Grants FY2019/20
30	KAPCHORWA	520	Kapchorwa District	506455	Chebonet HC III	HC III	GOV	20,910,032
31	KAPCHORWA	520	Kapchorwa District	506456	Sipi HC III	HC III	GOV	24,247,444
32	KAPCHORWA	520	Kapchorwa District	506457	Cheptuya HC III	HC III	GOV	10,558,444
33	KAPCHORWA	520	Kapchorwa District	506458	Gamogo HC III	HC III	GOV	7,493,798
34	KAPCHORWA	520	Kapchorwa District	507186	Kabeywa HC III	HC III	GOV	16,516,032
35	KATAKWI	522	Katakwi District	505929	St. Anne Usuk HC III	HC III	UCMB	31,761,522
36	KATAKWI	522	Katakwi District	506909	St. Kevin Toroma HC III	HC IV	UCMB	24,583,416
37	KATAKWI	522	Katakwi District	506906	Toroma HC IV	HC IV	GOV	38,958,218
38	KATAKWI	522	Katakwi District	505916	KAPUJAN HC III	HC III	GOV	31,544,188
39	KATAKWI	522	Katakwi District	505920	Ngariam Gvt HC III	HC III	GOV	18,825,924
40	KATAKWI	522	Katakwi District	506903	MAGORO HC III	HC III	GOV	49,177,310
41	KATAKWI	522	Katakwi District	506905	AKETA HC III	HC III	GOV	26,220,688
42	KAYUNGA	523	Kayunga District	504826	Bbaale HC IV	HC IV	GOV	52,223,028
43	KAYUNGA	523	Kayunga District	504822	Kangulumira HC IV	HC IV	GOV	177,007,220
44	KAYUNGA	523	Kayunga District	504816	Wabwoko HC III	HC III	GOV	60,185,632
45	KAYUNGA	523	Kayunga District	504817	Nazigo HC III	HC III	GOV	56,518,670
46	KAYUNGA	523	Kayunga District	504821	Kawongo HC III	HC III	GOV	22,824,464
47	KAYUNGA	523	Kayunga District	504823	Ntenjeru HC III	HC III	GOV	32,093,438
48	KAYUNGA	523	Kayunga District	507130	Nkokonjeru HC III	HC III	GOV	47,655,296
49	KAYUNGA	523	Kayunga District	507131	Lugasa HC III	HC III	GOV	70,846,490
50	KAYUNGA	523	Kayunga District	507133	Galiraya HC III	HC III	GOV	37,319,594
51	KAYUNGA	523	Kayunga District	504825	Busaana HC III	HC III	GOV	91,869,752
52	KIBALE	524	Kibaale District	506809	St. Luke Bujuni Kibale HC III	HC III	UCMB	17,716,608
53	KIBALE	524	Kibaale District	505194	Kyebando HC III GOVT	HC III	GOV	70,092,074
54	KIBALE	524	Kibaale District	505196	Mugarama HC III	HC III	GOV	25,616,006
55	KIBALE	524	Kibaale District	505197	Nyamarwa HC III	HC III	GOV	76,930,152
56	KIBALE	524	Kibaale District	506813	Kibaale HC IV (Kibaale)	HC IV	GOV	125,809,008
57	KIBOGA	525	Kiboga District	505225	Nabwendo HC III	HC III	UPMB	19,347,931
58	KIBOGA	525	Kiboga District	505210	Bukomero HC IV	HC IV	GOV	107,126,058
59	KIBOGA	525	Kiboga District	505211	Kiboga Kambugu HC II GOVT	HC III	GOV	27,098,812
60	KIBOGA	525	Kiboga District	505212	Namiringa HC II	HC III	GOV	16,113,271

S/N	RBF DISTRICT	GoU Vote No.	GoU Vote	HMIS Facility Name	Facility name	GoU Level	OWNERSHIP	IPFs for RBF Grants FY2019/20
61	KIBOGA	525	Kiboga District	505213	Muwanga HC III	HC III	GOV	27,163,032
62	KIBOGA	525	Kiboga District	505214	Lwamata HC III	HC III	GOV	39,687,622
63	KIBOGA	525	Kiboga District	505215	Kyanamuyonjo HC III	HC III	GOV	10,237,006
64	KIBOGA	525	Kiboga District	505216	Kiboga Katwe HC III GOVT	HC III	GOV	13,481,130
65	KISORO	526	Kisoro District	505675	Rutaka HC III	HC III	UPMB	13,500,396
66	KISORO	526	Kisoro District	507028	Kinanira HC III	HC III	UCMB	20,971,548
67	KISORO	526	Kisoro District	505648	Busanza HC IV	HC IV	GOV	32,246,417
68	KISORO	526	Kisoro District	505649	Chahafi HC IV	HC IV	GOV	69,770,501
69	KISORO	526	Kisoro District	507021	Rubuguri HC IV	HC IV	GOV	54,688,670
70	KISORO	526	Kisoro District	505650	Nyarusiza HC III	HC III	GOV	50,419,325
71	KISORO	526	Kisoro District	505651	Nyabihuniko HC III	HC III	GOV	44,626,951
72	KISORO	526	Kisoro District	505652	Kagano HC III	HC III	GOV	17,011,540
73	KISORO	526	Kisoro District	505653	Bukimbiri HC III	HC III	GOV	32,078,904
74	KISORO	526	Kisoro District	505654	Iremera HC III	HC III	GOV	30,726,634
75	KISORO	526	Kisoro District	505655	Nteko HC III	HC III	GOV	23,675,683
76	KISORO	526	Kisoro District	505656	Gasovu HC III	HC III	GOV	23,560,898
77	KISORO	526	Kisoro District	505657	Nyarubuye HC III	HC III	GOV	18,995,870
78	KISORO	526	Kisoro District	505658	Nyakinama HC III	HC III	GOV	28,210,697
79	KISORO	526	Kisoro District	505659	Kagezi HC III	HC III	GOV	18,326,022
80	KISORO	526	Kisoro District	505660	Gateriteri HC III	HC III	GOV	23,741,390
81	KISORO	526	Kisoro District	505661	Buhozi HC III	HC III	GOV	20,974,387
82	KISORO	526	Kisoro District	507022	Muramba HC III	HC III	GOV	51,312,862
83	KITGUM	527	Kitgum District	506263	Namokora HC IV	HC IV	GOV	87,575,124
84	KITGUM	527	Kitgum District	506257	Orom HC III	HC III	GOV	43,209,379
85	KITGUM	527	Kitgum District	506258	Omiya Anyima HC III	HC III	GOV	60,287,167
86	KITGUM	527	Kitgum District	506259	Kitgum Matidi HC III	HC III	GOV	46,164,581
87	KITGUM	527	Kitgum District	506260	Akuna Laber HC III	HC III	GOV	60,780,782
88	KITGUM	527	Kitgum District	506261	Pajimo HC III	HC III	GOV	36,213,996
89	KITGUM	527	Kitgum District	506262	Okidi HC III	HC III	GOV	26,015,590
90	KITGUM	527	Kitgum District	507237	Mucwini HC III	HC III	GOV	53,872,603
91	KITGUM	527	Kitgum District	507238	Loborom HC III	HC III	GOV	14,208,979

S/N	RBF DISTRICT	GoU Vote No.	GoU Vote	HMIS Facility Name	Facility name	GoU Level	OWNERSHIP	IPFs for RBF Grants FY2019/20
92	KOTIDO	528	Kotido District	504861	Kacheri HC III	HC III	GOV	73,235,136
93	KOTIDO	528	Kotido District	504862	Lokitelaebu HC III	HC III	GOV	40,167,244
94	KOTIDO	528	Kotido District	504863	Panyangara HC III	HC III	GOV	48,605,482
95	KOTIDO	528	Kotido District	504864	Rengen HC III	HC III	GOV	66,483,113
96	KOTIDO	528	Kotido District	506765	Nakapelimoru HC III	HC III	GOV	65,632,975
97	KUMI	529	Kumi District	506151	Kanyum HC III	HC III	GOV	50,251,136
98	KUMI	529	Kumi District	506152	Nyero HC III	HC III	GOV	40,229,774
99	KUMI	529	Kumi District	506153	Kamaca HC III	HC III	GOV	36,301,538
100	KUMI	529	Kumi District	506154	Ongino HC III	HC III	GOV	34,620,326
101	KUMI	529	Kumi District	506155	Omatenga HC III	HC III	GOV	34,815,690
102	KUMI	529	Kumi District	507155	Mukongoro HC III	HC III	GOV	39,359,762
103	LIRA	531	Lira District	7449	Ngetta HC III	HC III	UCMB	34,804,536
104	LIRA	531	Lira District	7448	Boroboro HC III	HC III	UPMB	60,638,214
105	LIRA	531	Lira District	7642	Amuca SDA HC III	HC III	UPMB	66,514,682
106	LIRA	531	Lira District	544240	Amach HC IV	HC IV	GOV	77,061,634
107	LIRA	531	Lira District	544250	Ogur HC IV	HC IV	GOV	82,799,522
108	LIRA	531	Lira District	544244	Barr HC III	HC III	GOV	46,671,378
109	LIRA	531	Lira District	544252	Barapwo HC III	HC III	GOV	33,700,290
110	LIRA	531	Lira District	544251	Aromo HC III	HC III	GOV	33,176,728
111	LIRA	531	Lira District	544253	Abala HC III	HC III	GOV	18,933,746
112	LIRA	531	Lira District	544241	Agali HC III	HC III	GOV	22,404,330
113	LIRA	531	Lira District	544243	Ongica HC III	HC III	GOV	27,487,850
114	LUWERO	532	Luwero District	506050	St. Kizito Natyole HC II	HC III	UCMB	36,641,904
115	LUWERO	532	Luwero District	506060	Katikamu-The Good Samaritan HC III	HC III	UCMB	6,040,398
116	LUWERO	532	Luwero District	507278	Kikyusa Holy Cross HC III	HC III	UCMB	24,358,308
117	LUWERO	532	Luwero District	507280	Kasaala St. Mary HC III	HC III	UCMB	14,348,100
118	LUWERO	532	Luwero District	544232	Bugema HC II	HC III	UPMB	11,178,336
119	LUWERO	532	Luwero District	506058	Nakatonya HC III	HC III	UMMB	12,643,228
120	LUWERO	532	Luwero District	506059	St. Luke Namaliga HC III	HC III	UCMB	24,519,534
121	LUWERO	532	Luwero District	507283	Njovu Medical Centre HC II	HC III	UMMB	9,556,612
122	LUWERO	532	Luwero District	506018	Kalagala HC IV	HC IV	GOV	74,823,060

S/N	RBF DISTRICT	GoU Vote No.	GoU Vote	HMIS Facility Name	Facility name	GoU Level	OWNERSHIP	IPFs for RBF Grants FY2019/20
123	LUWERO	532	Luwero District	506028	Luwero HC IV	Hospital	GOV	253,473,636
124	LUWERO	532	Luwero District	506038	Nyimbwa HC IV	HC IV	GOV	65,909,324
125	LUWERO	532	Luwero District	506019	Bamunanika HC III	HC III	GOV	41,654,106
126	LUWERO	532	Luwero District	506020	Wabusana HC III	HC III	GOV	48,345,830
127	LUWERO	532	Luwero District	506021	Kamira HC III	HC III	GOV	20,585,890
128	LUWERO	532	Luwero District	506025	Sekamuli HC III	HC III	GOV	23,540,010
129	LUWERO	532	Luwero District	506029	Kyalugondo HC III	HC III	GOV	12,155,832
130	LUWERO	532	Luwero District	506030	Butuntumula HC III	HC III	GOV	13,672,776
131	LUWERO	532	Luwero District	506039	Bowa HC III	HC III	GOV	18,796,518
132	LUWERO	532	Luwero District	506040	Nsawo HC III	HC III	GOV	26,622,232
133	LUWERO	532	Luwero District	506041	Makulubita HC III	HC III	GOV	19,941,324
134	LUWERO	532	Luwero District	506042	Bombo HC III	HC III	GOV	45,602,622
135	LUWERO	532	Luwero District	506043	Bukalasa HC III	HC III	GOV	25,276,992
136	LUWERO	532	Luwero District	506044	Kikoma HC III	HC III	GOV	7,878,780
137	LUWERO	532	Luwero District	506046	Kasozi HC III GOVT	HC III	GOV	16,072,576
138	LUWERO	532	Luwero District	506938	Zirobwe HC III	HC III	GOV	96,627,440
139	LUWERO	532	Luwero District	507272	Kibengo HC III	HC III	GOV	22,652,084
140	LUWERO	532	Luwero District	507275	Katikamu HC III	HC III	GOV	61,654,242
141	LUWERO	532	Luwero District	506053	Lugo HC III	HC III	UMMB	4,300,374
142	MASAKA	533	Masaka District	505791	Bukoto HC III	HC III	GOV	17,824,430
143	MASAKA	533	Masaka District	505792	KAKO HC III	HC III	UPMB	4,812,444
144	MASAKA	533	Masaka District	505795	Ssunga HC III	HC III	UCMB	22,979,268
145	MASAKA	533	Masaka District	506864	St. Benedict's HC III	HC III	UCMB	60,386,742
146	MASAKA	533	Masaka District	505784	KIYUMBA HC IV	HC IV	GOV	42,710,694
147	MASAKA	533	Masaka District	505788	Kyannamukaaka HC IV	HC IV	GOV	35,880,052
148	MASAKA	533	Masaka District	505779	BUKAKATA HC III	HC III	GOV	36,544,560
149	MASAKA	533	Masaka District	505781	BUKEERI HC III	HC III	GOV	25,089,740
150	MASAKA	533	Masaka District	505785	MPUGWE HC III	HC III	GOV	46,304,310
151	MASAKA	533	Masaka District	505787	KAMULEGU HC III	HC III	GOV	28,526,524
152	MASAKA	533	Masaka District	548210	Masaka Buwunga HC III GOVT	HC III	GOV	24,959,272
153	MASINDI	534	Masindi District	504872	Bwijanga HC IV	HC IV	GOV	106,499,068

S/N	RBF DISTRICT	GoU Vote No.	GoU Vote	HMIS Facility Name	Facility name	GoU Level	OWNERSHIP	IPFs for RBF Grants FY2019/20
154	MASINDI	534	Masindi District	504868	Kijunjubwa HC III	HC III	GOV	19,803,758
155	MASINDI	534	Masindi District	504870	Kitanyata HC II	HC III	GOV	11,797,552
156	MASINDI	534	Masindi District	504871	Kyatiri HC III	HC III	GOV	67,436,746
157	MASINDI	534	Masindi District	504873	Ikoba HC III	HC III	GOV	31,867,654
158	MASINDI	534	Masindi District	506768	Kimengo HC III	HC III	GOV	26,581,672
159	MASINDI	534	Masindi District	506769	Pakanyi HC III	HC III	GOV	87,891,492
160	MASINDI	534	Masindi District	506770	Nyantanzi HC III	HC III	GOV	19,522,880
161	MBALE	536	Mbale District	505277	Nyondo HC III	HC III	UCMB	28,078,674
162	MBALE	536	Mbale District	548086	Kolonyi HC III	HC IV	UPMB	182,850,902
163	MBALE	536	Mbale District	30745	Busiu HC IV	HC IV	GOV	97,607,302
164	MBALE	536	Mbale District	505266	Bufumbo HC IV	HC IV	GOV	91,866,372
165	MBALE	536	Mbale District	505258	Busano HC III	HC III	GOV	29,150,134
166	MBALE	536	Mbale District	505263	Buwangwa HC III	HC III	GOV	25,530,830
167	MBALE	536	Mbale District	505264	Bumadada HC III	HC III	GOV	31,406,622
168	MBALE	536	Mbale District	506832	Wanale HC III	HC III	GOV	27,229,956
169	MBALE	536	Mbale District	506835	Budwale HC III	HC III	GOV	22,146,774
170	MBALE	536	Mbale District	505257	Bunapongo HC III	HC III	GOV	25,067,770
171	MBALE	536	Mbale District	505259	Naiku HC III	HC III	GOV	25,439,570
172	MBALE	536	Mbale District	505260	Makhonje HC III	HC III	GOV	31,450,562
173	MBALE	536	Mbale District	505261	Nakaloke HC III	HC III	GOV	100,351,524
174	MBALE	536	Mbale District	505262	Siira HC III	HC III	GOV	17,250,844
175	MBALE	536	Mbale District	505265	Bungokho Mutoto HC III	HC III	GOV	26,897,364
176	MBALE	536	Mbale District	506831	Lwangoli HC III	HC III	GOV	25,359,464
177	MBALE	536	Mbale District	506833	Namanyonyi HC III	HC III	GOV	38,098,346
178	MBALE	536	Mbale District	506834	Namawanga HC III	HC III	GOV	26,118,612
179	MOROTO	538	Moroto District	504933	St.Pius Kidepo HC III NGO	HC III	UCMB	36,663,401
180	MOROTO	538	Moroto District	506787	Loputuk HC III	HC III	UCMB	20,158,726
181	MOROTO	538	Moroto District	504935	Tapac HC III	HC III	UCMB	19,489,486
182	MOROTO	538	Moroto District	504934	Nadunget HC III	HC III	GOV	37,816,116
183	MOROTO	538	Moroto District	504928	Kakingol HC III	HC III	GOV	10,940,654
184	MPIGI	540	Mpigi District	28342	Ggoli HC III NGO	HC III	UCMB	15,411,786

S/N	RBF DISTRICT	GoU Vote No.	GoU Vote	HMIS Facility Name	Facility name	GoU Level	OWNERSHIP	IPFs for RBF Grants FY2019/20
185	MPIGI	540	Mpigi District	506067	Mitala-Maria HC III	HC III	UCMB	10,544,586
186	MPIGI	540	Mpigi District	506069	St. Monica Katende HC III	HC III	UCMB	22,013,940
187	MPIGI	540	Mpigi District	506072	Nswanjere HC III	HC III	UCMB	6,130,644
188	MPIGI	540	Mpigi District	507284	Kkongge HC II	HC III	UCMB	1,331,382
189	MPIGI	540	Mpigi District	500829	Mpigi HC IV	HC IV	GOV	288,462,382
190	MPIGI	540	Mpigi District	506062	Buwama HC III	HC III	GOV	114,844,964
191	MPIGI	540	Mpigi District	506063	Bunjako HC III	HC III	GOV	24,587,134
192	MPIGI	540	Mpigi District	506064	Ggolo HC III	HC III	GOV	38,364,352
193	MPIGI	540	Mpigi District	506065	Kituntu HC III	HC III	GOV	46,075,822
194	MPIGI	540	Mpigi District	506068	Nindye HC III	HC III	GOV	24,951,836
195	MPIGI	540	Mpigi District	506073	Muduuma HC III	HC III	GOV	55,978,546
196	MPIGI	540	Mpigi District	506074	Butoolo HC III	HC III	GOV	74,010,508
197	MPIGI	540	Mpigi District	506075	Sekiwunga HC III	HC III	GOV	26,239,616
198	MPIGI	540	Mpigi District	506079	Buyiga HC II	HC III	GOV	12,971,527
199	MPIGI	540	Mpigi District	506080	Nsamu/Kyali HC III	HC III	GOV	9,506,588
200	MPIGI	540	Mpigi District	507285	Kampiringisa HC III	HC III	GOV	18,186,090
201	MUBENDE	541	Mubende District	506123	St. Joseph Madudu HC III	HC III	UCMB	12,664,184
202	MUBENDE	541	Mubende District	506087	Mubende Kasambya HC III GOVT	HC III	GOV	79,172,444
203	MUBENDE	541	Mubende District	506090	Nabingoola HC III	HC III	GOV	67,167,360
204	MUBENDE	541	Mubende District	506093	Mubende Kiyuni HC III GOVT	HC III	GOV	46,165,392
205	MUBENDE	541	Mubende District	506098	Madudu HC III	HC III	GOV	61,363,224
206	MUBENDE	541	Mubende District	506113	Kalanga HC III	HC III	GOV	43,331,262
207	MUBENDE	541	Mubende District	507289	Kibalinga HC III	HC III	GOV	46,062,640
208	MUBENDE	541	Mubende District	507296	Kitenga HC III	HC III	GOV	73,819,538
209	MUBENDE	541	Mubende District	506101	Butoloogo HC II	HC III	GOV	25,749,110
210	MUKONO	542	Mukono District	505689	Mukono CoU HC IV	HC IV	UPMB	167,469,536
211	MUKONO	542	Mukono District	505690	Kyetume CBHC HC III	HC III	UPMB	67,800,096
212	MUKONO	542	Mukono District	505691	Noah`s Ark HC III	HC III	UPMB	14,894,308
213	MUKONO	542	Mukono District	505696	Kojja HC IV	HC IV	GOV	117,123,760
214	MUKONO	542	Mukono District	505697	Koome HC III	HC III	GOV	19,779,084
215	MUKONO	542	Mukono District	505698	Katoogo HC III	HC III	GOV	35,330,802

S/N	RBF DISTRICT	GoU Vote No.	GoU Vote	HMIS Facility Name	Facility name	GoU Level	OWNERSHIP	IPFs for RBF Grants FY2019/20
216	MUKONO	542	Mukono District	505699	Nabalanga HC III	HC III	GOV	24,440,780
217	MUKONO	542	Mukono District	505701	Namuganga HC III	HC III	GOV	34,250,216
218	MUKONO	542	Mukono District	505702	Kabanga HC III	HC III	GOV	30,536,610
219	MUKONO	542	Mukono District	505703	Mpunge HC III	HC III	GOV	28,345,356
220	MUKONO	542	Mukono District	507033	Seeta-Nazigo HC III	HC III	GOV	46,131,930
221	MUKONO	542	Mukono District	507035	Kasawo HC III	HC III	GOV	67,191,696
222	MUKONO	542	Mukono District	507036	Kyabazaala HC III	HC III	GOV	46,454,720
223	MUKONO	542	Mukono District	505715	Kyampisi HC III	HC III	GOV	29,887,650
224	MUKONO	542	Mukono District	505700	Nakifuma HC III	HC III	GOV	128,503,882
225	MUKONO	542	Mukono District	507034	Nagojje HC III	HC III	GOV	32,091,410
226	NAKAPIRIPIRIT	543	Nakapiripirit District	504380	Amaler HC III	HC III	UCMB	35,345,606
227	NAKAPIRIPIRIT	543	Nakapiripirit District	504374	Tokora HC IV	HC IV	GOV	81,543,041
228	NAKAPIRIPIRIT	543	Nakapiripirit District	504375	Namalu HC III	HC III	GOV	86,260,980
229	NAKAPIRIPIRIT	543	Nakapiripirit District	504376	Nakapiripirit HC III	HC III	GOV	20,675,122
230	NAKAPIRIPIRIT	543	Nakapiripirit District	504378	Lemusui HC III	HC III	GOV	25,866,734
231	NAKASONGOLA	544	Nakasongola District	506712	Our Lady Of Lourdes HC II	HC III	UCMB	1,023,126
232	NAKASONGOLA	544	Nakasongola District	504945	Nakasongola HC IV	HC IV	GOV	71,042,530
233	NAKASONGOLA	544	Nakasongola District	504486	Nabiswera HC III	HC IV	GOV	27,710,930
234	NAKASONGOLA	544	Nakasongola District	504482	Kakooge HC II	HC III	GOV	32,375,668
235	NAKASONGOLA	544	Nakasongola District	504942	Nakayonza HC III	HC III	GOV	27,899,534
236	NAKASONGOLA	544	Nakasongola District	504944	Nakitoma HC III	HC III	GOV	28,528,552
237	NAKASONGOLA	544	Nakasongola District	507064	Bamugolodde HC III	HC III	GOV	28,142,556
238	NAKASONGOLA	544	Nakasongola District	507065	Kalungi HC III	HC III	GOV	36,554,700
239	NAKASONGOLA	544	Nakasongola District	504483	Wabigalo HC III	HC III	GOV	17,263,012
240	NAKASONGOLA	544	Nakasongola District	504943	Lwampanga HC III	HC III	GOV	24,567,868
241	PADER	547	Pader District	506411	Pajule HC IV	HC IV	GOV	95,962,526
242	PADER	547	Pader District	506397	Angagura HC III	HC III	GOV	23,846,441
243	PADER	547	Pader District	506398	Atanga HC III	HC III	GOV	72,843,732
244	PADER	547	Pader District	506399	Awere HC III	HC III	GOV	24,608,563
245	PADER	547	Pader District	506402	Kilak HC III	HC III	GOV	16,982,810
246	PADER	547	Pader District	506404	Laguti HC III	HC III	GOV	17,590,061

S/N	RBF DISTRICT	GoU Vote No.	GoU Vote	HMIS Facility Name	Facility name	GoU Level	OWNERSHIP	IPFs for RBF Grants FY2019/20
247	PADER	547	Pader District	507169	Puranga HC III	HC III	GOV	31,206,188
248	PADER	547	Pader District	507271	Pader HC III	HC III	GOV	32,929,988
249	PADER	547	Pader District	548121	Acholi-Bur HC III	HC III	GOV	45,678,672
250	PALLISA	548	Pallisa District	507268	Pallisa Mission Kaucho HC II	HC III	UCMB	17,689,230
251	PALLISA	548	Pallisa District	506374	Pallisa T/C HC III	HC III	GOV	26,599,924
252	PALLISA	548	Pallisa District	506375	Gogonyo HC III	HC III	GOV	55,772,704
253	PALLISA	548	Pallisa District	506376	Apopong HC III	HC III	GOV	36,853,154
254	PALLISA	548	Pallisa District	506377	Kamuge HC III	HC III	GOV	44,810,688
255	PALLISA	548	Pallisa District	506378	Kameke HC III	HC III	GOV	68,274,310
256	PALLISA	548	Pallisa District	506379	Kasodo HC III	HC III	GOV	34,897,824
257	PALLISA	548	Pallisa District	506380	Kabolo HC III	HC III	GOV	21,541,754
258	PALLISA	548	Pallisa District	507262	Agule HC III	HC III	GOV	30,287,842
259	PALLISA	548	Pallisa District	507263	Mpongi HC II	HC III	GOV	18,057,650
260	PALLISA	548	Pallisa District	506381	Kibale HC III	HC III	GOV	33,011,784
261	RAKAI	549	Rakai District	118261	Mbuye HC II	HC III	UCMB	14,648,244
262	RAKAI	549	Rakai District	504239	Buyamba Disp & MU HC III	HC III	UCMB	26,309,244
263	RAKAI	549	Rakai District	504243	St. Bernards Mannya HC II	HC III	UCMB	26,355,888
264	RAKAI	549	Rakai District	506639	Lwamaggwa Gvt HC III	HC III	GOV	34,493,576
265	RAKAI	549	Rakai District	504244	Kyalulangira HC III	HC III	GOV	29,550,664
266	RAKAI	549	Rakai District	504245	Lwanda HC III	HC III	GOV	25,994,228
267	RAKAI	549	Rakai District	504246	Buyamba HC III	HC III	GOV	27,063,322
268	RAKAI	549	Rakai District	504247	Kacheera HC III	HC III	GOV	32,164,756
269	RAKAI	549	Rakai District	504248	Kimuli HC III	HC III	GOV	23,737,740
270	RAKAI	549	Rakai District	504251	Rakai Kiziba HC II GOVT	HC III	GOV	27,811,992
271	RAKAI	549	Rakai District	504286	Kifamba HC III	HC III	GOV	24,902,826
272	RAKAI	549	Rakai District	506638	Byakabanda HC III	HC III	GOV	22,765,990
273	RAKAI	549	Rakai District	504287	Kibanda HC III	HC III	GOV	16,721,874
274	RUKUNGIRI	550	Rukungiri District	506539	Nyakishenyi Ngo HC III	HC III	UCMB	4,729,702
275	RUKUNGIRI	550	Rukungiri District	506540	Nyarushanje HC III	HC III	UCMB	9,355,975
276	RUKUNGIRI	550	Rukungiri District	506544	Rwengiri HC III	HC III	UCMB	4,134,686
277	RUKUNGIRI	550	Rukungiri District	506554	Burombe HC III	HC III	UPMB	29,562,967

S/N	RBF DISTRICT	GoU Vote No.	GoU Vote	HMIS Facility Name	Facility name	GoU Level	OWNERSHIP	IPFs for RBF Grants FY2019/20
278	RUKUNGIRI	550	Rukungiri District	507210	Ndama HC III	HC III	UCMB	7,330,206
279	RUKUNGIRI	550	Rukungiri District	507213	Kibirizi HC III	HC III	UCMB	7,287,618
280	RUKUNGIRI	550	Rukungiri District	506520	Buhunga HC IV	HC IV	GOV	53,185,314
281	RUKUNGIRI	550	Rukungiri District	506518	Bugangari HC IV	HC IV	GOV	126,674,153
282	RUKUNGIRI	550	Rukungiri District	507198	Kebisoni HC IV	HC IV	GOV	104,593,086
283	RUKUNGIRI	550	Rukungiri District	506533	Bikurungu HC III	HC III	GOV	42,162,526
284	RUKUNGIRI	550	Rukungiri District	506504	Kisiizi Gvt HC III	HC III	GOV	18,370,030
285	RUKUNGIRI	550	Rukungiri District	506505	Buyanja HC III	HC III	GOV	33,707,388
286	RUKUNGIRI	550	Rukungiri District	506519	Bwambara HC III	HC III	GOV	36,895,404
287	RUKUNGIRI	550	Rukungiri District	506521	Rweshama Gvt HC III	HC III	GOV	14,489,654
288	RUKUNGIRI	550	Rukungiri District	507205	Nyakagyeme HC III	HC III	GOV	28,921,984
289	RUKUNGIRI	550	Rukungiri District	507206	Ruhinda HC III	HC III	GOV	34,387,174
290	RUKUNGIRI	550	Rukungiri District	554554	Nyakishenyi Gvt HC III	HC III	GOV	36,478,447
291	SEMBABULE	551	Sembabule District	504961	Katimba HC III	HC III	UCMB	10,311,163
292	SEMBABULE	551	Sembabule District	504962	Ntuusi Ngo HC III	HC III	UCMB	20,318,126
293	SEMBABULE	551	Sembabule District	507069	Lwebitakuli NGO HC III	HC III	UCMB	26,211,089
294	SEMBABULE	551	Sembabule District	504947	Lwebitakuli Gvt HC III	HC III	GOV	47,963,011
295	SEMBABULE	551	Sembabule District	506952	Ssembabule HC IV	HC IV	GOV	129,980,942
296	SEMBABULE	551	Sembabule District	504957	Ntuusi HC IV	HC IV	GOV	56,759,258
297	SEMBABULE	551	Sembabule District	505416	Kyabi HC III	HC III	GOV	22,452,799
298	SEMBABULE	551	Sembabule District	505417	Mateete HC III	HC III	GOV	66,401,790
299	SEMBABULE	551	Sembabule District	507067	Lwemiyaga HC III	HC III	GOV	36,618,379
300	SIRONKO	552	Sironko District	507047	Buwasa HC IV	HC IV	GOV	77,362,116
301	SIRONKO	552	Sironko District	505738	Budadiri HC IV	HC IV	GOV	157,627,314
302	SIRONKO	552	Sironko District	505734	Sironko HC III	HC III	GOV	59,204,756
303	SIRONKO	552	Sironko District	505737	Buwalasi HC III	HC III	GOV	30,200,976
304	SIRONKO	552	Sironko District	507046	Buteza HC III	HC III	GOV	37,450,400
305	SIRONKO	552	Sironko District	505736	Bunaseke HC III	HC III	GOV	12,971,088
306	SIRONKO	552	Sironko District	505739	Bunagami HC III	HC III	GOV	12,608,076
307	SIRONKO	552	Sironko District	505740	Bumulisha HC III	HC III	GOV	16,092,180
308	SIRONKO	552	Sironko District	505741	Mbaya HC III	HC III	GOV	7,505,628

S/N	RBF DISTRICT	GoU Vote No.	GoU Vote	HMIS Facility Name	Facility name	GoU Level	OWNERSHIP	IPFs for RBF Grants FY2019/20
309	SIRONKO	552	Sironko District	505742	Butandiga HC III	HC III	GOV	19,875,414
310	SIRONKO	552	Sironko District	505745	Bulujewa HC III	HC III	GOV	25,401,376
311	SIRONKO	552	Sironko District	507050	Bulwala HC III	HC III	GOV	11,236,810
312	SIRONKO	552	Sironko District	507052	Bumumulo HC III	HC III	GOV	10,857,236
313	SIRONKO	552	Sironko District	507048	Bugitimwa Gvt HC III	HC III	GOV	8,224,554
314	SOROTI	553	Soroti District	506652	ATIRIR HC IV	HC IV	GOV	54,996,318
315	SOROTI	553	Soroti District	504295	Dakabela HC III	HC III	GOV	43,656,080
316	SOROTI	553	Soroti District	504296	Soroti HC III	HC III	GOV	22,220,458
317	SOROTI	553	Soroti District	504297	Tubur HC III	HC III	GOV	45,422,468
318	SOROTI	553	Soroti District	504298	Asuret HC III	HC III	GOV	54,634,658
319	SOROTI	553	Soroti District	506653	Kamuda HC III	HC III	GOV	42,652,558
320	SOROTI	553	Soroti District	506654	Gweri HC III	HC III	GOV	39,154,596
321	SOROTI	553	Soroti District	544236	KICHINJAJI HC III	HC III	GOV	9,450,142
322	WAKISO	555	Wakiso District	115533	Mirembe HC III	HC III	UPMB	51,316,512
323	WAKISO	555	Wakiso District	115537	Nampunge HC II	HC III	UPMB	10,875,826
324	WAKISO	555	Wakiso District	115541	Buyege HC III	HC III	UCMB	17,475,276
325	WAKISO	555	Wakiso District	115550	Taqwa HC III	HC III	UMMB	15,670,356
326	WAKISO	555	Wakiso District	506983	Kiziba Catholic/Kiziba St. Ulrika HC III	HC III	UCMB	10,229,232
327	WAKISO	555	Wakiso District	505516	Kasangati HC IV	HC IV	GOV	260,818,038
328	WAKISO	555	Wakiso District	505505	Namayumba HC IV	HC IV	GOV	120,089,034
329	WAKISO	555	Wakiso District	505513	Wakiso HC IV	HC IV	GOV	210,652,754
330	WAKISO	555	Wakiso District	505507	Kajjansi HC III	HC IV	GOV	85,719,842
331	WAKISO	555	Wakiso District	115536	Kabubbu HC II	HC III	GOV	30,348,682
332	WAKISO	555	Wakiso District	123631	Bussi HC III	HC III	GOV	20,266,818
333	WAKISO	555	Wakiso District	505479	Wakiso Epi Centre HC III GOVT	HC III	GOV	25,566,658
334	WAKISO	555	Wakiso District	505483	Mende HC III	HC III	GOV	16,581,266
335	WAKISO	555	Wakiso District	505484	Nsangi HC III	HC III	GOV	101,505,118
336	WAKISO	555	Wakiso District	505489	Kiziba HC III	HC III	GOV	25,138,412
337	WAKISO	555	Wakiso District	505496	Kasanje HC III	HC III	GOV	27,883,648
338	WAKISO	555	Wakiso District	505499	Busawamanze HC III	HC III	GOV	7,670,572
339	WAKISO	555	Wakiso District	505502	Kakiri HC III	HC III	GOV	36,325,536

S/N	RBF DISTRICT	GoU Vote No.	GoU Vote	HMIS Facility Name	Facility name	GoU Level	OWNERSHIP	IPFs for RBF Grants FY2019/20
340	WAKISO	555	Wakiso District	505515	Watubba HC III	HC III	GOV	40,136,486
341	WAKISO	555	Wakiso District	506975	Bulondo HC III	HC III	GOV	24,542,856
342	WAKISO	555	Wakiso District	505524	Nabbingo HC II	HC III	GOV	19,231,524
343	WAKISO	555	Wakiso District	123036	Namayumba EPI centre III HCIII	HC III	GOV	4,430,166
344	WAKISO	555	Wakiso District	506974	Nakawuka HC III	HC III	GOV	33,934,862
345	YUMBE	556	Yumbe District	505546	Lodonga HC III	HC III	UCMB	84,734,302
346	YUMBE	556	Yumbe District	506989	Kei HC III	HC III	UPMB	25,871,602
347	YUMBE	556	Yumbe District	506988	Midigo HC IV	HC IV	GOV	221,264,940
348	YUMBE	556	Yumbe District	505530	Yumbe HC IV	HC IV	GOV	165,971,114
349	YUMBE	556	Yumbe District	505529	Yoyo HC III	HC III	GOV	173,558,268
350	YUMBE	556	Yumbe District	505531	Matuma HC III	HC III	GOV	53,797,973
351	YUMBE	556	Yumbe District	505532	Kulikulinga HC III	HC III	GOV	166,538,954
352	YUMBE	556	Yumbe District	505533	Ariwa HC III	HC III	GOV	173,110,891
353	YUMBE	556	Yumbe District	505534	Kochi HC III	HC III	GOV	20,757,391
354	BUTALEJA	557	Butaleja District	554597	Mulagi HC III	HC III	UCMB	30,056,988
355	BUTALEJA	557	Butaleja District	507057	Nabiganda HC III	HC IV	GOV	83,507,294
356	BUTALEJA	557	Butaleja District	505764	Butaleja HC III	HC III	GOV	63,858,678
357	BUTALEJA	557	Butaleja District	505765	Busaba HC III	HC III	GOV	38,294,386
358	BUTALEJA	557	Butaleja District	505766	Bugalo HC III	HC III	GOV	38,825,722
359	BUTALEJA	557	Butaleja District	505767	Kangalaba HC III	HC III	GOV	37,023,844
360	BUTALEJA	557	Butaleja District	505768	Naweyo HC III	HC III	GOV	41,659,176
361	BUTALEJA	557	Butaleja District	505769	Busabi HC III	HC III	GOV	40,643,486
362	BUTALEJA	557	Butaleja District	505770	Bubalya HC III	HC III	GOV	44,877,612
363	BUTALEJA	557	Butaleja District	507055	Budumba HC III	HC III	GOV	44,362,500
364	BUTALEJA	557	Butaleja District	507056	Kachonga HC III	HC III	UCMB	35,682,322
365	BUTALEJA	557	Butaleja District	507058	Nakwasi HC III	HC III	GOV	25,994,566
366	KAABONG	559	Kaabong District	504999	LOKOLIA HC III	HC III	GOV	33,543,526
367	KAABONG	559	Kaabong District	505000	KALAPATA HC III	HC III	GOV	48,650,503
368	KAABONG	559	Kaabong District	507081	KATHILE HC III	HC III	GOV	57,172,970
369	KOBOKO	563	Koboko District	504848	Ludara HC III	HC III	GOV	35,007,674
370	KOBOKO	563	Koboko District	504849	Ayipe HC III	HC III	GOV	39,549,042

S/N	RBF DISTRICT	GoU Vote No.	GoU Vote	HMIS Facility Name	Facility name	GoU Level	OWNERSHIP	IPFs for RBF Grants FY2019/20
371	KOBOKO	563	Koboko District	504850	Dranya HC III	HC III	GOV	44,621,746
372	KOBOKO	563	Koboko District	504851	Gborokolongo HC III	HC III	GOV	59,514,702
373	KOBOKO	563	Koboko District	507140	Lobule HC III	HC III	GOV	44,390,216
374	KOBOKO	563	Koboko District	507141	Dricile HC III	HC III	GOV	28,606,630
375	AMOLATOR	564	Amolatar District	504409	Amolatar HC IV	HC IV	GOV	89,056,916
376	AMOLATOR	564	Amolatar District	504410	Etam HC III	HC III	GOV	37,939,486
377	AMOLATOR	564	Amolatar District	504411	Namasale HC III	HC III	GOV	41,850,146
378	AMOLATOR	564	Amolatar District	506690	Aputi HC III	HC III	GOV	49,294,258
379	AMURIA	565	Amuria District	504450	Ococia (Orungo) St. Clare HC III	HC III	UCMB	44,895,864
380	AMURIA	565	Amuria District	504451	St. Michael Wera HC III	HC III	UCMB	18,074,550
381	AMURIA	565	Amuria District	504446	Amucu HC III	HC III	UCMB	16,583,970
382	AMURIA	565	Amuria District	506694	Amuria HC IV	Hospital	GOV	144,072,500
383	AMURIA	565	Amuria District	504431	Abarilela HC III	HC III	GOV	55,146,728
384	AMURIA	565	Amuria District	548066	Wera HC III	HC III	GOV	34,115,354
385	AMURIA	565	Amuria District	504434	Morungatuny HC III	HC III	GOV	31,947,422
386	AMURIA	565	Amuria District	504436	Asamuk HC III	HC III	GOV	48,427,626
387	AMURIA	565	Amuria District	504437	Orungo HC III	HC III	GOV	44,646,758
388	AMURIA	565	Amuria District	506697	Amusus HC III	HC III	GOV	15,086,292
389	MANAFWA	566	Manafwa District	506216	Butiru Chrisco HC III	HC III	UPMB	87,549,436
390	MANAFWA	566	Manafwa District	506220	Bubulo HC IV	HC IV	GOV	87,981,062
391	MANAFWA	566	Manafwa District	506227	Bugobero HC IV	HC IV	GOV	78,179,062
392	MANAFWA	566	Manafwa District	506217	Butiru HC III	HC III	GOV	24,407,656
393	MANAFWA	566	Manafwa District	506219	Lwanjusi HC III	HC III	GOV	44,183,698
394	MANAFWA	566	Manafwa District	507223	Bukewa HC III	HC III	GOV	19,429,254
395	BUKWO	567	Bukwo District	504335	Bukwo General HOSPITAL	HC IV	UCMB	73,686,028
396	BUKWO	567	Bukwo District	504333	Chesower HC III	HC III	GOV	32,200,178
397	BUKWO	567	Bukwo District	504332	Kapkoloswo HC III	HC III	GOV	24,722,131
398	BUKWO	567	Bukwo District	506665	Kortek HC III	HC III	GOV	14,658,384
399	MITYANA	568	Mityana District	504911	Lulagala HC III	HC III	UPMB	15,049,788
400	MITYANA	568	Mityana District	504913	Namutamba HC III	HC III	UPMB	11,400,402
401	MITYANA	568	Mityana District	504921	Mayirye (Arch Bishop Kiwanuka) HC III	HC III	UCMB	9,764,820

S/N	RBF DISTRICT	GoU Vote No.	GoU Vote	HMIS Facility Name	Facility name	GoU Level	OWNERSHIP	IPFs for RBF Grants FY2019/20
402	MITYANA	568	Mityana District	504925	Padre Pio HC III	HC III	UCMB	70,631,184
403	MITYANA	568	Mityana District	504926	Kambaala HC II	HC III	UCMB	6,045,468
404	MITYANA	568	Mityana District	506785	Cadinal Nsubuga Memorial HC III	HC III	UCMB	3,954,600
405	MITYANA	568	Mityana District	504918	Buyambi/St. Noah Buyambi HC II	HC III	UCMB	2,788,500
406	MITYANA	568	Mityana District	504886	Mwera HC IV	HC IV	GOV	33,321,392
407	MITYANA	568	Mityana District	504887	Kyantungo HC IV	HC IV	GOV	34,862,334
408	MITYANA	568	Mityana District	504888	Ssekanyonyi HC IV	HC IV	GOV	60,104,512
409	MITYANA	568	Mityana District	504892	Maanyi HC III	HC III	GOV	28,161,146
410	MITYANA	568	Mityana District	504893	Malangala HC III	HC III	GOV	34,198,840
411	MITYANA	568	Mityana District	504894	Bulera HC III	HC III	GOV	33,176,052
412	MITYANA	568	Mityana District	504895	Kyamusisi HC III	HC III	GOV	32,349,980
413	MITYANA	568	Mityana District	504896	Kikandwa HC III	HC III	GOV	34,856,926
414	MITYANA	568	Mityana District	506776	Kitongo HC III	HC III	GOV	12,597,260
415	MITYANA	568	Mityana District	504903	Kalangaalo HC II	HC III	GOV	11,930,724
416	NAKASEKE	569	Nakaseke District	505374	Kirema HC III	HC III	UPMB	9,294,662
417	NAKASEKE	569	Nakaseke District	505361	Ngoma HC IV	HC IV	GOV	23,050,248
418	NAKASEKE	569	Nakaseke District	505362	Semuto HC IV	HC IV	GOV	81,589,482
419	NAKASEKE	569	Nakaseke District	505363	St. Jerome Cove Kapeeka HC III	HC III	GOV	34,084,258
420	NAKASEKE	569	Nakaseke District	505364	Wakyato HC III	HC III	GOV	10,793,827
421	NAKASEKE	569	Nakaseke District	505365	Bidabugya HC III	HC III	GOV	24,153,142
422	NAKASEKE	569	Nakaseke District	505366	Kinyogoga HC III	HC III	GOV	10,586,498
423	NAKASEKE	569	Nakaseke District	505367	Kikamulo HC III	HC III	GOV	33,430,566
424	BUDAKA	571	Budaka District	504355	Namengo HC III	HC III	UCMB	13,337,142
425	BUDAKA	571	Budaka District	504344	Budaka HC IV	HC IV	GOV	196,684,904
426	BUDAKA	571	Budaka District	504343	Iki-Iki HC III	HC III	GOV	35,472,086
427	BUDAKA	571	Budaka District	504345	Kerekerene HC III	HC III	GOV	19,799,702
428	BUDAKA	571	Budaka District	504346	Lyama HC III	HC III	GOV	37,485,552
429	BUDAKA	571	Budaka District	504347	Kaderuna HC III	HC III	GOV	35,787,440
430	BUDAKA	571	Budaka District	504349	Naboa HC III	HC III	GOV	56,860,050
431	BUDAKA	571	Budaka District	504350	Kamonkoli HC III	HC III	GOV	30,374,708
432	BUDAKA	571	Budaka District	504352	Katira HC III	HC III	GOV	23,362,560

S/N	RBF DISTRICT	GoU Vote No.	GoU Vote	HMIS Facility Name	Facility name	GoU Level	OWNERSHIP	IPFs for RBF Grants FY2019/20
433	BUDAKA	571	Budaka District	504353	Kameruka HC III	HC III	GOV	42,495,726
434	BUDAKA	571	Budaka District	506672	Sapiri HC III	HC III	GOV	23,371,010
435	OYAM	572	Oyam District	506370	Minakulu Ngo HC III	HC III	UCMB	31,053,750
436	OYAM	572	Oyam District	506368	Anyeke HC IV	HC IV	GOV	124,395,492
437	OYAM	572	Oyam District	506369	Iceme Ngo HC III	HC III	UCMB	49,241,868
438	OYAM	572	Oyam District	506365	Otwal HC III	HC III	GOV	77,220,156
439	OYAM	572	Oyam District	506366	Ngai HC III	HC III	GOV	57,594,186
440	OYAM	572	Oyam District	506367	Agulurude HC III	HC III	GOV	84,491,888
441	ABIM	573	Abim District	505914	Morulem HC III	HC III	UCMB	40,936,802
442	ABIM	573	Abim District	505445	Orwamuge HC III	HC III	GOV	50,114,719
443	ABIM	573	Abim District	505446	Nyakwae HC III	HC III	GOV	12,693,590
444	ABIM	573	Abim District	506960	Alerek HC III	HC III	GOV	49,090,174
445	DOKOLO	575	Dokolo District	505843	Dokolo HC IV	HC IV	GOV	75,745,800
446	DOKOLO	575	Dokolo District	505844	Bata HC III	HC III	GOV	37,549,096
447	DOKOLO	575	Dokolo District	505845	Kangai HC III	HC III	GOV	27,053,182
448	DOKOLO	575	Dokolo District	505846	Kwera HC III	HC III	GOV	35,481,888
449	DOKOLO	575	Dokolo District	506882	Agwatta HC III	HC III	GOV	23,689,406
450	BULISA	576	Buliisa District	506884	Buliisa HC IV	HC IV	GOV	48,927,528
451	BULISA	576	Buliisa District	505860	Avogera HC III	HC III	GOV	45,758,981
452	BULISA	576	Buliisa District	505861	Biiso HC III	HC III	GOV	61,690,138
453	BULISA	576	Buliisa District	506885	Butiaba HC III	HC III	GOV	34,607,144
454	BUKEDEA	578	Bukedea District	504605	Bukedea HC IV	HC IV	GOV	109,354,830
455	BUKEDEA	578	Bukedea District	504606	Malera HC III	HC III	GOV	65,041,205
456	BUKEDEA	578	Bukedea District	504607	Kachumbala HC III	HC III	GOV	84,833,944
457	BUKEDEA	578	Bukedea District	504608	Kidongole HC III	HC III	GOV	59,406,542
458	BUKEDEA	578	Bukedea District	506583	Kolir HC III	HC III	GOV	51,127,232
459	BUKEDEA	578	Bukedea District	506584	Kabarwa HC III	HC III	GOV	81,607,126
460	BUDUDA	579	Bududa District	506292	Bukigai HC III	HC III	GOV	39,029,266
461	BUDUDA	579	Bududa District	506293	Bukalasi HC III	HC III	GOV	57,950,506
462	BUDUDA	579	Bududa District	506294	Bushiyi HC III	HC III	GOV	36,983,825
463	BUDUDA	579	Bududa District	506295	Bufuma HC III	HC III	GOV	37,999,447

S/N	RBF DISTRICT	GoU Vote No.	GoU Vote	HMIS Facility Name	Facility name	GoU Level	OWNERSHIP	IPFs for RBF Grants FY2019/20
464	BUDUDA	579	Bududa District	506296	Bushika HC III	HC III	GOV	59,722,572
465	BUDUDA	579	Bududa District	507246	Bulucheke HCIII	HC III	GOV	42,591,245
466	BUDUDA	579	Bududa District	507247	Bukibokolo HC III	HC III	GOV	30,252,893
467	LYANTONDE	580	Lyantonde District	507045	Lyantonde Muslim HC III	HC III	UMMB	14,994,694
468	LYANTONDE	580	Lyantonde District	505733	St. Elizabeth Kijukizo HC III	HC III	UCMB	8,366,514
469	LYANTONDE	580	Lyantonde District	505718	Kinuuka HC III	HC III	GOV	77,827,542
470	LYANTONDE	580	Lyantonde District	505719	Kaliro HC III	HC III	GOV	25,290,174
471	LYANTONDE	580	Lyantonde District	505720	Mpumudde HC III	HC III	GOV	31,283,928
472	LYANTONDE	580	Lyantonde District	505721	Kasagama HC III	HC III	GOV	29,586,154
473	AMUDAT	581	Amudat District	504419	Loroo HC II	HC III	GOV	48,628,195
474	AMUDAT	581	Amudat District	504420	Karita HC III	HC III	GOV	35,214,598
475	BUIKWE	582	Buikwe District	504599	Makonge HC III	HC III	UPMB	31,502,276
476	BUIKWE	582	Buikwe District	20422	Kasubi HC III	HC III	GOV	28,173,652
477	BUIKWE	582	Buikwe District	504579	Makindu HC III	HC III	GOV	41,022,046
478	BUIKWE	582	Buikwe District	504580	Ngogwe HC III	HC III	GOV	69,399,174
479	BUIKWE	582	Buikwe District	504583	Buikwe HC III	HC III	GOV	23,111,426
480	BUIKWE	582	Buikwe District	506576	Ssi HC III	HC III	GOV	37,913,798
481	KYEGEGWA	584	Kyegegwa District	505235	Wekomiire/ Wekomiire St. Thereza HC III	HC III	UCMB	34,012,602
482	KYEGEGWA	584	Kyegegwa District	505227	Kyegegwa HC IV	HC IV	GOV	200,116,280
483	KYEGEGWA	584	Kyegegwa District	505228	Kasule HC III	HC III	GOV	32,126,900
484	KYEGEGWA	584	Kyegegwa District	505229	Kakabara HC III	HC III	GOV	67,576,002
485	KYEGEGWA	584	Kyegegwa District	505230	Hapuuyo HC III	HC III	GOV	41,195,778
486	KYEGEGWA	584	Kyegegwa District	505233	Kazinga HC III	HC III	GOV	53,269,814
487	KYEGEGWA	584	Kyegegwa District	505236	Mpara HC III	HC III	GOV	75,123,880
488	KYEGEGWA	584	Kyegegwa District	506826	Bujubuli HC III	HC III	GOV	147,858,438
489	LAMWO	585	Lamwo District	504320	St. Peter And Paul HC III	HC III	UCMB	27,864,720
490	LAMWO	585	Lamwo District	504305	PADIBE HC IV	HC IV	GOV	63,791,078
491	LAMWO	585	Lamwo District	504306	Madi-Opei HC IV	HC IV	GOV	48,349,954
492	LAMWO	585	Lamwo District	504307	LOKUNG HC III	HC III	GOV	33,934,930
493	LAMWO	585	Lamwo District	506658	Palabek-Kal HC III	HC III	GOV	35,354,530
494	LAMWO	585	Lamwo District	504308	Palabek-Gem HC III	HC III	GOV	36,926,230

S/N	RBF DISTRICT	GoU Vote No.	GoU Vote	HMIS Facility Name	Facility name	GoU Level	OWNERSHIP	IPFs for RBF Grants FY2019/20
495	LAMWO	585	Lamwo District	504309	PALOGA HC III	HC III	GOV	40,263,101
496	LAMWO	585	Lamwo District	504310	Lamwo Agoro HC III GOVT	HC III	GOV	44,018,146
497	LAMWO	585	Lamwo District	506659	PALABEK OGILI HC III	HC III	GOV	193,007,194
498	LAMWO	585	Lamwo District	506660	PADIBE WEST HC III	HC III	GOV	21,681,754
499	LAMWO	585	Lamwo District	504317	Kapeta HC II	HC II	GOV	8,385,374
500	OTUKE	586	Otuke District	506896	Aliwang HC III	HC III	UCMB	57,785,832
501	OTUKE	586	Otuke District	54485	Orum HC IV	HC IV	GOV	44,113,056
502	OTUKE	586	Otuke District	54481	Okwang HC III	HC III	GOV	36,516,844
503	OTUKE	586	Otuke District	54482	Okwongo HC III	HC III	GOV	26,440,658
504	OTUKE	586	Otuke District	54483	Barjobi HC III	HC III	GOV	19,460,350
505	OTUKE	586	Otuke District	54486	Olilim HC III	HC III	GOV	33,139,210
506	OTUKE	586	Otuke District	505891	Atangwata HC II	HC III	GOV	16,901,758
507	ALEBTONG	588	Alebtong District	504538	Aloi Mission HC III	HC III	UCMB	39,020,342
508	ALEBTONG	588	Alebtong District	7447	Alanyi HC III	HC III	UCMB	40,619,218
509	ALEBTONG	588	Alebtong District	504531	Alebtong HC IV	HC IV	GOV	78,276,744
510	ALEBTONG	588	Alebtong District	504532	Apala HC III	HC III	GOV	50,277,162
511	ALEBTONG	588	Alebtong District	504533	Amugu HC III	HC III	GOV	47,524,152
512	ALEBTONG	588	Alebtong District	506727	Omor HC III	HC III	GOV	44,757,149
513	ALEBTONG	588	Alebtong District	504534	Abako HC III	HC III	GOV	40,095,588
514	BULAMBULI	589	Bulambuli District	506561	Muyembe HC IV	HC IV	GOV	115,596,676
515	BULAMBULI	589	Bulambuli District	506562	Bumasobo HC III	HC III	GOV	11,793,226
516	BULAMBULI	589	Bulambuli District	506563	Buluganya HC III	HC III	GOV	20,901,379
517	BULAMBULI	589	Bulambuli District	506564	Bukhalu HC III	HC III	GOV	13,940,472
518	BULAMBULI	589	Bulambuli District	506565	Bunambutye HC III	HC III	GOV	25,324,853
519	BULAMBULI	589	Bulambuli District	506566	Buginyanya HC III	HC III	GOV	30,471,106
520	BULAMBULI	589	Bulambuli District	507217	Masira HC III	HC III	GOV	11,426,158
521	BULAMBULI	589	Bulambuli District	506572	Bumugusha HC III	HC III	GOV	13,907,213
522	BULAMBULI	589	Bulambuli District	507219	Buyaga HC III	HC III	GOV	13,963,118
523	BULAMBULI	589	Bulambuli District	507220	GAMATIMBEI HC III	HC III	GOV	15,669,950
524	BULAMBULI	589	Bulambuli District	506574	BUMWAMBU HC III	HC III	GOV	29,412,490
525	BUVUMA	590	Buvuma District	506596	Buvuma HC IV	HC IV	GOV	75,074,126

S/N	RBF DISTRICT	GoU Vote No.	GoU Vote	HMIS Facility Name	Facility name	GoU Level	OWNERSHIP	IPFs for RBF Grants FY2019/20
526	BUVUMA	590	Buvuma District	504648	Bugaya HC III (Buvuma)	HC III	GOV	15,253,332
527	BUVUMA	590	Buvuma District	504649	Busamuzi HC III	HC III	GOV	28,644,047
528	BUVUMA	590	Buvuma District	504654	Namatale HC II	HC III	GOV	10,988,515
529	GOMBA	591	Gomba District	506758	Bukalagi HC III	HC III	UCMB	13,117,104
530	GOMBA	591	Gomba District	504149	Maddu HC IV	HC IV	GOV	70,127,023
531	GOMBA	591	Gomba District	504134	Kifampa HC III	HC III	GOV	34,207,493
532	GOMBA	591	Gomba District	504135	Gomba Kanoni HC III GOVT	HC III	GOV	67,294,786
533	GOMBA	591	Gomba District	504136	Mpenja HC III	HC III	GOV	26,661,440
534	GOMBA	591	Gomba District	504137	Kyai HC III	HC III	GOV	27,520,771
535	GOMBA	591	Gomba District	504138	Kisozi HC III GOVT	HC III	GOV	20,114,110
536	KIRYANDONGO	592	Kiryandongo District	504846	Katulikire HC III	HC III	UCMB	21,248,370
537	KIRYANDONGO	592	Kiryandongo District	507139	St. Mary's Kigumba HC III	HC III	UCMB	32,944,860
538	KIRYANDONGO	592	Kiryandongo District	548070	Karungu HC III NGO	HC III	UCMB	16,510,962
539	KIRYANDONGO	592	Kiryandongo District	504840	Kigumba HC III	HC III	GOV	44,904,990
540	KIRYANDONGO	592	Kiryandongo District	507137	Panyadoli HC III	HC III	GOV	165,817,392
541	KIRYANDONGO	592	Kiryandongo District	504843	Masindi Port HC III	HC III	GOV	24,227,164
542	KIRYANDONGO	592	Kiryandongo District	504844	Diima HC III	HC III	GOV	43,457,674
543	KIRYANDONGO	592	Kiryandongo District	507138	Mutunda HC III	HC III	GOV	39,561,210
544	WAKISO	593	Luuka District	505487	Kira HC III	HC II	GOV	79,896,778
545	SERERE	596	Serere District	504974	Kidetok HC III	HC III	UCMB	38,875,746
546	SERERE	596	Serere District	507074	KYERE MISSION HC III	HC III	UCMB	24,854,154
547	SERERE	596	Serere District	504963	Serere HC IV	HC IV	GOV	136,750,744
548	SERERE	596	Serere District	504966	APAPAI HC IV	HC IV	GOV	69,764,890
549	SERERE	596	Serere District	504964	KYERE HC III	HC III	GOV	47,694,504
550	SERERE	596	Serere District	504967	BUGONDO HC III	HC III	GOV	22,990,422
551	SERERE	596	Serere District	504968	PINGIRE HC III	HC III	GOV	41,593,266
552	SERERE	596	Serere District	504970	Kateta Gvt HC III	HC III	GOV	70,385,458
553	SERERE	596	Serere District	507071	KADUNGULU HC III	HC III	GOV	59,171,632
554	SERERE	596	Serere District	507072	ATIIRA HC III	HC III	GOV	33,608,016
555	KYANKWANZI	597	Kyankwanzi District	506489	Butemba HC III	HC III	GOV	48,991,072
556	KYANKWANZI	597	Kyankwanzi District	506488	Ntwetwe HC IV	HC IV	GOV	122,051,462

S/N	RBF DISTRICT	GoU Vote No.	GoU Vote	HMIS Facility Name	Facility name	GoU Level	OWNERSHIP	IPFs for RBF Grants FY2019/20
557	KYANKWANZI	597	Kyankwanzi District	506490	Kyankwanzi Kiyuni HC III	HC III	GOV	20,022,038
558	KYANKWANZI	597	Kyankwanzi District	506491	Nalinnya Ndagire HC II	HC III	GOV	15,173,158
559	KYANKWANZI	597	Kyankwanzi District	506492	Kyankwazi HC III	HC III	GOV	14,341,002
560	KYANKWANZI	597	Kyankwanzi District	507196	Kikonda HC III	HC III	GOV	25,209,730
561	KYANKWANZI	597	Kyankwanzi District	506496	Mujunza HC II	HC III	GOV	20,557,498
562	KALUNGU	598	Kalungu District	506136	St. Joseph of the Good Shephard Kyamulibwa Ngo HC IV	HC IV	UCMB	47,226,036
563	KALUNGU	598	Kalungu District	506134	Kalungi HC II	HC III	UPMB	3,689,608
564	KALUNGU	598	Kalungu District	506135	Kabungo HC III	HC III	UPMB	33,246,356
565	KALUNGU	598	Kalungu District	506140	St. Monica Birongo Kalungu HC III	HC III	UCMB	18,664,698
566	KALUNGU	598	Kalungu District	506124	Bukulula HC IV	HC IV	GOV	109,754,346
567	KALUNGU	598	Kalungu District	506129	Kalungu HC III	HC III	GOV	67,355,288
568	KALUNGU	598	Kalungu District	506130	Kyamulibwa Gvt HC III	HC III	GOV	50,487,736
569	KALUNGU	598	Kalungu District	505203	Kalungu Kasambya HC III GOVT	HC III	GOV	43,688,528
570	KALUNGU	598	Kalungu District	506125	Lukaya HC III	HC III	GOV	44,833,672
571	KALUNGU	598	Kalungu District	506126	Kiragga HC III	HC III	GOV	10,789,636
572	KALUNGU	598	Kalungu District	506128	Kiti HC III	HC III	GOV	22,837,308
573	KALUNGU	598	Kalungu District	506131	Kalungu Kabaale HC II GOVT	HC III	GOV	6,778,252
574	LWENGO	599	Lwengo District	506873	Kyetume HC III	HC III	GOV	24,133,538
575	LWENGO	599	Lwengo District	506880	St. Francis Mbirizi HC III	HC III	UCMB	46,714,980
576	LWENGO	599	Lwengo District	505838	Nkoni HC III	HC III	UCMB	18,842,148
577	LWENGO	599	Lwengo District	505840	Kyamaganda HC III	HC III	UCMB	10,195,770
578	LWENGO	599	Lwengo District	505839	Makondo HC II	HC II	UCMB	7,543,146
579	LWENGO	599	Lwengo District	506879	Kimwanyi HC III	HC II	UPMB	6,196,892
580	LWENGO	599	Lwengo District	505828	Kiwangala HC IV	HC IV	GOV	71,433,934
581	LWENGO	599	Lwengo District	505832	Kyazanga HC IV	HC IV	GOV	99,610,628
582	LWENGO	599	Lwengo District	505825	Lwengo HC IV	HC IV	GOV	69,183,192
583	LWENGO	599	Lwengo District	505826	Nanywa HC III	HC III	GOV	36,281,258
584	LWENGO	599	Lwengo District	505830	Katovu HC III	HC III	GOV	41,963,376
585	LWENGO	599	Lwengo District	506874	Lwengo Kinoni HC III GOVT	HC III	GOV	39,400,322
586	BUKOMANSIMBI	600	Bukomansimbi District	504618	St. Mechtilda Kitaasa HC III	HC III	UCMB	18,918,198
587	BUKOMANSIMBI	600	Bukomansimbi District	504620	Kawoko Muslim HC III	HC III	UMMB	7,029,048

S/N	RBF DISTRICT	GoU Vote No.	GoU Vote	HMIS Facility Name	Facility name	GoU Level	OWNERSHIP	IPFs for RBF Grants FY2019/20
588	BUKOMANSIMBI	600	Bukomansimbi District	504621	Luyitayita HC II	HC III	UPMB	2,057,068
589	BUKOMANSIMBI	600	Bukomansimbi District	506588	Buyoga HC III	HC III	UCMB	14,515,410
590	BUKOMANSIMBI	600	Bukomansimbi District	506589	Kabigi Muslim HC II	HC III	UMMB	6,383,468
591	BUKOMANSIMBI	600	Bukomansimbi District	506590	Makuukulu HC III	HC III	UCMB	16,505,892
592	BUKOMANSIMBI	600	Bukomansimbi District	504613	Butenga HC IV	HC IV	GOV	55,918,382
593	BUKOMANSIMBI	600	Bukomansimbi District	504615	Mirambi HC III	HC III	GOV	17,844,372
594	BUKOMANSIMBI	600	Bukomansimbi District	504614	Kitanda HC III	HC III	GOV	19,160,544
595	BUKOMANSIMBI	600	Bukomansimbi District	506586	Bigasa HC III	HC III	GOV	23,802,636
596	NGORA	603	Ngora District	506868	Ngora Gvt HC IV	HC IV	GOV	101,874,890
597	NGORA	603	Ngora District	505797	Ngora District Maternity HC III	HC III	GOV	100,073,012
598	NGORA	603	Ngora District	505798	Mukura HC III	HC III	GOV	36,332,296
599	NGORA	603	Ngora District	505799	Kobwin HC III	HC III	GOV	26,640,146
600	NGORA	603	Ngora District	505800	Ajeluk HC III	HC III	GOV	19,283,914
601	NGORA	603	Ngora District	505801	Agu HC III	HC III	GOV	59,609,680
602	NGORA	603	Ngora District	506865	Kapir HC III	HC III	GOV	37,754,938
603	NAPAK	604	Napak District	507054	KANGOLE HC III	HC III	UCMB	41,523,300
604	NAPAK	604	Napak District	505755	LORENGECHORA HC III	HC III	GOV	53,108,453
605	NAPAK	604	Napak District	505754	Irir HC III	HC III	GOV	50,442,038
606	NAPAK	604	Napak District	505756	Lopei HC III	HC III	GOV	34,476,811
607	NAPAK	604	Napak District	505757	Lokopo HC III	HC III	GOV	41,854,270
608	NAPAK	604	Napak District	505758	LOTOME HC III	HC III	GOV	21,890,232
609	KOLE	607	Kole District	506669	Aboke HC IV	HC IV	GOV	101,178,610
610	KOLE	607	Kole District	504339	Alito HC III	HC III	GOV	60,025,758
611	KOLE	607	Kole District	504340	Apalabarowo HC III	HC III	GOV	27,646,372
612	KOLE	607	Kole District	504341	Akalo HC III	HC III	GOV	48,545,250
613	KOLE	607	Kole District	506668	Bala HC III	HC III	GOV	48,820,720
614	KOLE	607	Kole District	504338	Opeta HC III GOVT (Kole)	HC II	GOV	32,924,918
615	KOLE	607	Kole District	504337	Okole HC II	HC II	GOV	14,703,338
616	BUTAMBALA	608	Butambala District	28340	Kibibi Nursing Home HC III	HC III	UMMB	63,055,928
617	BUTAMBALA	608	Butambala District	505931	Bulo HC III	HC III	GOV	40,100,658
618	BUTAMBALA	608	Butambala District	505932	Kitimba HC III	HC III	GOV	17,411,732

S/N	RBF DISTRICT	GoU Vote No.	GoU Vote	HMIS Facility Name	Facility name	GoU Level	OWNERSHIP	IPFs for RBF Grants FY2019/20
619	BUTAMBALA	608	Butambala District	505933	Kyabadaza HC III	HC III	GOV	14,836,510
620	BUTAMBALA	608	Butambala District	506910	Butambala Epi Centre HC III GOVT	HC III	GOV	12,949,794
621	BUTAMBALA	608	Butambala District	506911	Ngando HC III	HC III	GOV	19,969,040
622	AGAGO	611	Agago District	506266	Patongo HC III	HC III	GOV	52,366,678
623	AGAGO	611	Agago District	506267	Lukole HC III	HC III	GOV	23,306,790
624	AGAGO	611	Agago District	506268	Wol HC III	HC III	GOV	35,076,288
625	AGAGO	611	Agago District	506269	Lira-Palwo HC III	HC III	GOV	28,369,692
626	AGAGO	611	Agago District	506270	Acholpii HC III	HC III	GOV	27,019,855
627	AGAGO	611	Agago District	506271	Paimol HC III	HC III	GOV	37,623,456
628	AGAGO	611	Agago District	507240	Adilang HC III	HC III	GOV	45,202,903
629	AGAGO	611	Agago District	507241	Lira-Kato HC III	HC III	GOV	39,608,057
630	AGAGO	611	Agago District	506273	Lapirin HC II	HC III	GOV	17,718,230
631	KWEEN	612	Kween District	505806	Kaproron HC IV	HC IV	GOV	44,878,423
632	KWEEN	612	Kween District	505807	Kwanyiy HC III	HC III	GOV	13,134,139
633	KWEEN	612	Kween District	505808	Binyiny HC III	HC III	GOV	23,777,624
634	KWEEN	612	Kween District	505809	Chemwom HC III	HC III	GOV	25,661,501
635	KWEEN	612	Kween District	505810	Benet HC II	HC III	GOV	20,825,938
636	KWEEN	612	Kween District	505811	Atari HC II	HC III	GOV	4,249,066
637	KWEEN	612	Kween District	505812	Terenboy HC II	HC III	GOV	3,593,616
638	KWEEN	612	Kween District	505820	Kaptum HC III	HC III	GOV	9,890,894
639	KWEEN	612	Kween District	506869	Ngenge HC III	HC III	GOV	18,868,918
640	KWEEN	612	Kween District	505813	Kirik HC II	HC III	GOV	10,665,252
641	KWEEN	612	Kween District	506870	KWORUS HC II	HC II	GOV	11,159,678
642	KAGADI	613	Kagadi District	505179	Mugalike Ngo HC III	HC III	UCMB	14,752,686
643	KAGADI	613	Kagadi District	505180	Kinyarugonjo HC III	HC III	UCMB	10,900,500
644	KAGADI	613	Kagadi District	505181	Muhorro Ngo HC III	HC III	GOV	39,211,380
645	KAGADI	613	Kagadi District	505183	Mabaale HC III	HC III	GOV	50,585,080
646	KAGADI	613	Kagadi District	505185	Kiryanga HC III	HC III	GOV	29,993,782
647	KAGADI	613	Kagadi District	505186	Rugashari HC III	HC III	GOV	33,074,314
648	KAGADI	613	Kagadi District	505187	Mpeefu Kasojjo/ Mpeefu B HC III	HC III	GOV	42,688,724
649	KAGADI	613	Kagadi District	505188	Isunga HC III	HC III	GOV	55,657,446

S/N	RBF DISTRICT	GoU Vote No.	GoU Vote	HMIS Facility Name	Facility name	GoU Level	OWNERSHIP	IPFs for RBF Grants FY2019/20
650	KAGADI	613	Kagadi District	505192	Kyaterekera HC III	HC III	GOV	47,514,012
651	KAGADI	613	Kagadi District	506810	Bwikara HC III	HC III	GOV	24,731,122
652	KAKUMIRO	614	Kakumiro District	505178	St Marys HC III Kakindo	HC III	UCMB	16,534,284
653	KAKUMIRO	614	Kakumiro District	505195	Kakumiro HC IV	HC IV	GOV	186,768,998
654	KAKUMIRO	614	Kakumiro District	505199	Kakindo HC IV	HC IV	GOV	148,314,062
655	KAKUMIRO	614	Kakumiro District	505202	Nkooko HC III	HC III	GOV	36,766,288
656	KAKUMIRO	614	Kakumiro District	506814	Kyabasajja HC III	HC III	GOV	17,959,968
657	KAKUMIRO	614	Kakumiro District	506816	Kisiita HC III	HC III	GOV	76,385,634
658	KAKUMIRO	614	Kakumiro District	506818	Nalweyo HC III	HC III	GOV	47,108,412
659	KAKUMIRO	614	Kakumiro District	548323	Kakumiro Kasambya HC III GOVT	HC III	GOV	27,482,780
660	KAKUMIRO	614	Kakumiro District	506817	Igayaza HC II	HC III	GOV	14,146,990
661	Namisindwa	617	Namisindwa District	506226	Magale HC IV	HC IV	UCMB	126,251,112
662	Namisindwa	617	Namisindwa District	506212	Bumbo HC III	HC III	GOV	57,962,674
663	Namisindwa	617	Namisindwa District	506211	Bukhabusi HC III	HC III	GOV	13,356,408
664	Namisindwa	617	Namisindwa District	506213	Bunambale HC III	HC III	GOV	36,076,498
665	Namisindwa	617	Namisindwa District	506214	Bupoto HC III	HC III	GOV	13,941,283
666	Namisindwa	617	Namisindwa District	506218	Buwabwala HC III	HC III	GOV	23,974,205
667	Namisindwa	617	Namisindwa District	507224	Bumwoni HC III	HC III	GOV	38,403,898
668	Namisindwa	617	Namisindwa District	507226	Nabitsikhi HC III	HC III	GOV	35,655,890
669	Namisindwa	617	Namisindwa District	548081	Bubutu HC III	HC III	GOV	59,027,779
670	Pakwach	618	Pakwach District	506946	Pakwach Mission HC III	HC III	UCMB	13,176,930
671	Pakwach	618	Pakwach District	506939	Pakwach HC IV	HC IV	GOV	126,307,220
672	Pakwach	618	Pakwach District	505376	Wadelai HC III	HC III	GOV	49,119,850
673	Pakwach	618	Pakwach District	505377	Pokwero HC III	HC III	GOV	75,554,492
674	Pakwach	618	Pakwach District	505378	Panyigoro HC III	HC III	GOV	51,153,934
675	Pakwach	618	Pakwach District	505379	Panyimur HC III	HC III	GOV	137,973,628
676	Pakwach	618	Pakwach District	505384	Alwi HC III	HC III	GOV	39,255,996
677	Pakwach	618	Pakwach District	506940	Pakia HC III	HC III	GOV	21,481,590
678	Butebo	619	Butebo District	506372	Butebo HC IV	HC IV	GOV	106,954,692
679	Butebo	619	Butebo District	506382	Nagwere HC III	HC III	GOV	36,865,660
680	Butebo	619	Butebo District	507264	Kakoro HC III	HC III	GOV	37,117,470

S/N	RBF DISTRICT	GoU Vote No.	GoU Vote	HMIS Facility Name	Facility name	GoU Level	OWNERSHIP	IPFs for RBF Grants FY2019/20
681	Butebo	619	Butebo District	507265	Kabwangasi HC III	HC III	GOV	45,728,358
682	Kyotera	621	Kyotera District	120514	Bikira/Bikiira Maria HC III	HC III	UCMB	19,762,860
683	Kyotera	621	Kyotera District	506363	Kyotera Muslim HC II	HC III	UMMB	4,940,208
684	Kyotera	621	Kyotera District	504283	Kakuuto HC IV	HC IV	GOV	105,179,178
685	Kyotera	621	Kyotera District	504268	Kasaali HC III	HC III	GOV	16,525,834
686	Kyotera	621	Kyotera District	504270	Lwankoni HC III	HC III	GOV	12,536,082
687	Kyotera	621	Kyotera District	504271	Nabigasa HC III	HC III	GOV	13,915,122
688	Kyotera	621	Kyotera District	504285	Kasasa HC III	HC III	GOV	20,981,350
689	Kyotera	621	Kyotera District	506643	Mitukula HC III	HC III	GOV	24,620,596
690	Kyotera	621	Kyotera District	506644	Kabuwoko Gvt HC III	HC III	GOV	6,528,470
691	Kyotera	621	Kyotera District	506645	Kabira HC III GOVT	HC III	GOV	18,418,972
692	Kyotera	621	Kyotera District	506651	Mutukula HC III	HC III	GOV	26,870,324
693	Kyotera	621	Kyotera District	504269	Kirumba HC III	HC III	GOV	26,444,782
694	Kyotera	621	Kyotera District	504284	Kyebe HC III	HC III	GOV	20,485,234
695	NABILATUK	623	Nabilatuk District	506679	Nabilatuk HC IV	HC IV	GOV	65,529,547
696	NABILATUK	623	Nabilatuk District	504377	Lorengedwat HC III	HC III	GOV	27,577,150
697	NABILATUK	623	Nabilatuk District	506680	Lolachat HC III	HC III	GOV	41,630,378
698	KASSANDA	625	Kasanda District	506120	Mirembe Maria HC III	HC III	UCMB	21,203,754
699	KASSANDA	625	Kasanda District	507146	St. Matia Mulumba HC III	HC III	UCMB	12,198,420
700	KASSANDA	625	Kasanda District	506114	Kiganda HC IV	HC IV	GOV	377,798,824
701	KASSANDA	625	Kasanda District	506103	Kassanda HC IV	HC IV	GOV	195,457,964
702	KASSANDA	625	Kasanda District	506107	Bukuya HC III	HC III	GOV	81,412,032
703	KASSANDA	625	Kasanda District	506115	Musozi HC III	HC III	GOV	38,553,294
704	KASSANDA	625	Kasanda District	506121	Myanzi HC III	HC III	GOV	30,978,714
705	KWANIA	626	Kwania District	504474	Abedober HC III	HC III	UCMB	28,854,384
706	KWANIA	626	Kwania District	506709	Aduku Mission HC II	HC II	UCMB	22,628,424
707	KWANIA	626	Kwania District	504452	Aduku HC IV	HC IV	GOV	117,674,700
708	KWANIA	626	Kwania District	504453	Abongomola HC III	HC III	GOV	38,410,996
709	KWANIA	626	Kwania District	504455	Apwori HC III	HC III	GOV	22,815,338
710	KWANIA	626	Kwania District	504456	Inomo HC III	HC III	GOV	38,319,398
711	KWANIA	626	Kwania District	504457	Nambieso HC III	HC III	GOV	39,924,898

S/N	RBF DISTRICT	GoU Vote No.	GoU Vote	HMIS Facility Name	Facility name	GoU Level	OWNERSHIP	IPFs for RBF Grants FY2019/20
712	KWANIA	626	Kwania District	504454	Chawente HC III	HC III	GOV	16,336,554
713	KWANIA	626	Kwania District	506703	Apire HC II	HC III	GOV	14,437,332
714	KAPELEBYONG	627	Kapelebyong District	504445	St. Francis Acumet HC III	HC III	UCMB	24,519,534
715	KAPELEBYONG	627	Kapelebyong District	504438	Kapelebyong HC IV	HC IV	GOV	63,525,748
716	KAPELEBYONG	627	Kapelebyong District	504442	Acowa HC III	HC III	GOV	55,360,006
717	KAPELEBYONG	627	Kapelebyong District	506700	Obalanga HC III	HC III	GOV	39,219,492
718	KIKUUBE	628	Kikuube District	506624	Kikuube HC IV	HC IV	GOV	70,599,412
719	KIKUUBE	628	Kikuube District	504746	Bugambe HC III	HC III	GOV	26,064,532
720	KIKUUBE	628	Kikuube District	504740	Kabwoya HC III	HC III	GOV	50,634,428
721	KIKUUBE	628	Kikuube District	504741	Buhimba HC III	HC III	GOV	19,170,008
722	KIKUUBE	628	Kikuube District	504745	Mukabara HC III	HC III	GOV	24,013,886
723	KIKUUBE	628	Kikuube District	504750	Nsozi HC III	HC III	GOV	23,663,718
724	KIKUUBE	628	Kikuube District	506627	Kyangwali HC IV	HC III	GOV	111,520,734
725	KIKUUBE	628	Kikuube District	504742	Kaseeta HC II	HC III	GOV	71,532,292
726	KIKUUBE	628	Kikuube District	506625	Sebigoro HC III	HC III	GOV	31,207,540
727	KIKUUBE	628	Kikuube District	506629	Bujalya HC III	HC III	GOV	20,760,974
728	KIKUUBE	628	Kikuube District	548095	Wambabya HC II	HC II	GOV	9,660,378
729	KAABONG	634	Karenga District	507085	Karenga HC IV	HC IV	GOV	42,518,237
730	KAABONG	634	Karenga District	504995	KAPEDO HC III	HC III	GOV	27,803,474
731	KABERAMAIDO	635	Kalaki District	507182	Kalaki HC III	HC III	GOV	45,007,742
732	KABERAMAIDO	635	Kalaki District	506446	OTUBOI HC III	HC III	GOV	28,440,334
733	KABERAMAIDO	635	Kalaki District	506447	ANYARA HC III	HC III	GOV	27,819,766
734	KABERAMAIDO	635	Kalaki District	548065	BULULU HC III	HC III	GOV	33,735,104
735	WAKISO	752	Entebbe MC	505979	Kigungu HC III	HC III	GOV	27,568,632
736	LIRA	758	Lira MC	544257	PAG Mission HC IV	HC IV	UPMB	62,957,908
737	LIRA	758	Lira MC	505984	Ober HC III	HC III	GOV	20,586,904
738	LIRA	758	Lira MC	506926	Ayago HC III	HC III	GOV	12,452,258
739	MBALE	760	Mbale MC	506774	Namatala HC IV	HC IV	GOV	73,713,744
740	MBALE	760	Mbale MC	504882	Malukhu HC III	HC III	GOV	35,604,244
741	MBALE	760	Mbale MC	504883	Namakwekwe HC III	HC III	GOV	34,109,946
742	SOROTI	763	Soroti MC	505989	Princes Diana HC IV	HC IV	GOV	70,369,910

S/N	RBF DISTRICT	GoU Vote No.	GoU Vote	HMIS Facility Name	Facility name	GoU Level	OWNERSHIP	IPFs for RBF Grants FY2019/20
743	SOROTI	763	Soroti MC	505990	Eastern Div. HC III	HC III	GOV	42,969,264
744	SOROTI	763	Soroti MC	505991	Western Division HC III	HC III	GOV	12,367,758
745	HOIMA	771	Hoima MC	504752	Azur HC III	HC III	UPMB	193,405,966
746	HOIMA	771	Hoima MC	506000	Karongo HC III	HC III	GOV	24,515,816
747	HOIMA	771	Hoima MC	506001	Buhanika HC III	HC III	GOV	17,062,578
748	MUKONO	772	Mukono MC	506006	Mukono T.C. HC IV	Hospital	GOV	805,387,076
749	MUKONO	772	Mukono MC	506009	Goma HC III	HC III	GOV	51,471,316
750	RUKUNGIRI	778	Rukungiri MC	506548	North Kigezi HC IV	HC IV	UPMB	59,622,524
751	RUKUNGIRI	778	Rukungiri MC	507208	Rukungiri HC IV	HC IV	GOV	45,774,664
752	RUKUNGIRI	778	Rukungiri MC	506534	Rwakabengo HC III	HC III	GOV	5,420,506
753	WAKISO	779	Nansana MC	505510	Buwambo HC IV	HC IV	GOV	74,943,726
754	WAKISO	779	Nansana MC	115517	Nabutiti HC III	HC III	GOV	12,228,502
755	WAKISO	779	Nansana MC	505500	T'itikalu HC III	HC III	GOV	26,183,170
756	WAKISO	779	Nansana MC	506976	Nabweru HC III	HC III	GOV	69,262,284
757	WAKISO	779	Nansana MC	505501	Kawanda HC III	HC III	GOV	69,637,802
758	WAKISO	779	Nansana MC	505482	Wakiso Kasozi HC III GOVT	HC III	GOV	18,291,884
759	WAKISO	779	Nansana MC	505497	Namulonge HC III	HC III	GOV	19,277,830
760	WAKISO	781	Kira MC	115535	Zia Angelina HC II	HC III	UCMB	31,843,656
761	WAKISO	781	Kira MC	115540	Kireka SDA HC III	HC II	UPMB	24,741,600
762	WAKISO	781	Kira MC	27699	Bweyogerere HC III	HC III	GOV	82,218,500
763	MITYANA	783	Mityana MC	504923	UMSC Mityana Clinic HC III	HC III	UMMB	8,712,288
764	MITYANA	783	Mityana MC	504920	St. Luke Kiyinda Mityana Diocese HC III	HC III	UCMB	27,310,062
765	MITYANA	783	Mityana MC	504917	St. Jude Naama HC II	HC III	UCMB	5,537,454
766	MITYANA	783	Mityana MC	504897	Magala HC III	HC III	GOV	9,821,604
767	MITYANA	783	Mityana MC	506775	Kabule HC III	HC III	GOV	21,499,504
768	MITYANA	783	Mityana MC	506777	Naama HC III	HC III	GOV	22,269,130
769	KOBOKO	785	Koboko MC	504859	Koboko Mission HC III	HC III	UCMB	28,264,236
770	KUMI	787	Kumi MC	506150	Kumi HC IV	HC IV	GOV	108,246,190
771	BUIKWE	788	Lugazi MC	504578	Busabaga HC III	HC III	GOV	22,341,800
772	BUIKWE	788	Lugazi MC	506575	Najjembe HC III	HC III	GOV	90,541,074
773	KAPCHORWA	790	Kapchorwa MC	506454	TEGERES HC III	HC III	GOV	15,535,494

S/N	RBF DISTRICT	GoU Vote No.	GoU Vote	HMIS Facility Name	Facility name	GoU Level	OWNERSHIP	IPFs for RBF Grants FY2019/20
774	BUIKWE	792	Njeru MC	504598	St. Francis Health Care Services HC III	HC III	UCMB	32,181,318
775	BUIKWE	792	Njeru MC	504581	Njeru T.C HC III	HC III	GOV	38,125,724
776	BUIKWE	792	Njeru MC	504582	Buwagajjo HC III	HC III	GOV	43,209,920
777	BUIKWE	792	Njeru MC	506577	Wakisi HC III	HC III	GOV	29,428,646
778	KOTIDO	797	Kotido MC	506766	Kanawat HC III	HC III	UCMB	74,918,376
779	KOTIDO	797	Kotido MC	504866	Kdds HC III	HC II	UPMB	21,965,268
780	KOTIDO	797	Kotido MC	504860	Kotido HC IV	HC IV	GOV	64,442,742
TOTAL								34,277,552,561

Annex 3d. Health Facilities Budget Allocations

S/N	Vote Code	District	Account Name	Level	Owner	PBS Cost Center ID	IFMIS ID	Annual Budget at facilities 2019/20	o/w Additional EMHS Credit line for PNFPs (at JMS)	Transfers to health facilities
1	501	Adjumani District	ADJUMANI HOSPITAL	Hospital	GOV	256072	504408	162,657,736		162,657,736
2	501	Adjumani District	MUNGULA HEALTH CENTRE IV	HC IV	GOV	256074	504399	38,535,502		38,535,502
3	501	Adjumani District	ARINYAPI HC III	HC III	GOV	272598		13,329,795		13,329,795
4	501	Adjumani District	BIRA HC III	HC III	GOV	252683	506686	15,024,896		15,024,896
5	501	Adjumani District	CIFORO HC III	HC III	GOV	252667	504384	12,651,754		12,651,754
6	501	Adjumani District	DZAIPI HC III	HC III	GOV	252671	504385	12,651,754		12,651,754
7	501	Adjumani District	OFUA HC III	HC III	GOV	252677	504386	12,651,754		12,651,754
8	501	Adjumani District	OPENEZINZI HC III	HC III	GOV	252660	504387	12,651,754		12,651,754
9	501	Adjumani District	PAKELE HC III	HC III	GOV	252686	504388	12,651,754		12,651,754
10	501	Adjumani District	UKUSIJONIHC III	HC III	GOV	252690	504402	15,024,896		15,024,896
11	501	Adjumani District	ADJUMANI MISSION HC III	HC III	UCMB	252661	506685	6,998,395	14,902	6,983,493
12	501	Adjumani District	MARYLAND KOCOA HC III	HC III	UCMB	252687	504400	5,496,834	14,902	5,481,933
13	501	Adjumani District	ROBIDIRE HC III	HC III	UCMB	252680	504401	6,998,395	14,902	6,983,493
14	501	Adjumani District	AGOJO HC II	HC II	GOV	252666	506687	6,079,521		6,079,521
15	501	Adjumani District	AJERI HC II	HC II	GOV	252674	506689	6,079,521		6,079,521
16	501	Adjumani District	AJUGOPI HC II	HC II	GOV	252659	504389	4,892,950		4,892,950
17	501	Adjumani District	ALERE HC II	HC II	GOV	252678	504403	6,079,521		6,079,521
18	501	Adjumani District	ALIWARA HC II	HC II	GOV	252673	504404	6,079,530		6,079,530
19	501	Adjumani District	ARRA HC II	HC II	GOV	252681	504391	4,892,950		4,892,950
20	501	Adjumani District	ELEGU HC II	HC II	GOV	252663	506684	4,892,950		4,892,950
21	501	Adjumani District	ELEMA HC II	HC II	GOV	252672	504405	6,079,530		6,079,530
22	501	Adjumani District	KUREKU HC II	HC II	GOV	252676	504392	4,892,950		4,892,950
23	501	Adjumani District	LEWA HC II	HC II	GOV	252684	504393	4,892,950		4,892,950
24	501	Adjumani District	MAAJI A HC II	HC II	GOV	252688	504406	6,079,530		6,079,530

S/N	Vote Code	District	Account Name	Level	Owner	PBS Cost Center ID	IFMIS ID	Annual Budget at facilities 2019/20	o/w Additional EMHS Credit line for PNFPs (at JMS)	Transfers to health facilities
25	501	Adjumani District	MAAJI B HEALTH CENTRE	HC II	GOV	252689	551190	6,079,521		6,079,521
26	501	Adjumani District	MAAJI C HC II	HC II	GOV	272578		5,378,367		5,378,367
27	501	Adjumani District	MAGBURU HC II	HC II	GOV	252669	506688	6,079,521		6,079,521
28	501	Adjumani District	NYUMANZI HC II	HC II	GOV	252670	504407	6,079,530		6,079,530
29	501	Adjumani District	OBILOKONGO HC II	HC II	GOV	252662	506682	4,892,950		4,892,950
30	501	Adjumani District	OGOLO HC II	HC II	GOV	252665	504397	4,892,950		4,892,950
31	501	Adjumani District	OLIA HC II	HC II	GOV	252685	504394	4,892,950		4,892,950
32	501	Adjumani District	OPEJO HC II	HC II	GOV	252668	504395	4,892,950		4,892,950
33	501	Adjumani District	PACHARA HC II	HC II	GOV	252679	506683	4,892,950		4,892,950
34	501	Adjumani District	UDERU HC II	HC II	GOV	252682	504396	4,892,950		4,892,950
35	501	Adjumani District	ZOKA HC II	HC II	GOV	252675	504398	4,892,950		4,892,950
	501	Adjumani District Total						446,134,715	44,705	446,090,010
36	502	Apac District	APAC HOSPITAL	Hospital	GOV	256076	506708	162,657,337		162,657,337
37	502	Apac District	AKOKORO HEALTH CENTRE III	HC III	GOV	252700	504458	12,179,852		12,179,852
38	502	Apac District	APOI HEALTH CENTRE III	HC III	GOV	252701	506702	12,179,852		12,179,852
39	502	Apac District	IBUJE HEALTH CENTRE III	HC III	GOV	252715	504459	12,179,852		12,179,852
40	502	Apac District	OLELPEK HEALTH CENTRE II	HC III	GOV	252705	504465	8,328,164		8,328,164
41	502	Apac District	TEBOKE HEALTH CENTRE III	HC III	GOV	252712	504460	12,179,852		12,179,852
42	502	Apac District	ALENGA CATHOLIC DISPENSARY	HC III	UCMB	252717	504473	7,060,071	706,468	6,353,603
43	502	Apac District	AGANGA HEALTH CENTRE II	HC II	GOV	252713	506707	4,164,082		4,164,082
44	502	Apac District	ALADO HEALTH CENTRE II	HC II	GOV	252716	504470	4,164,082		4,164,082
45	502	Apac District	ALWOROCENG HEALTH CENTRE II	HC II	GOV	252714	504471	4,164,082		4,164,082
46	502	Apac District	ATAR HEALTH CENTRE II	HC II	GOV	252704	506705	4,164,082		4,164,082

S/N	Vote Code	District	Account Name	Level	Owner	PBS Cost Center ID	IFMIS ID	Annual Budget at facilities 2019/20	o/w Additional EMHS Credit line for PNFPs (at JMS)	Transfers to health facilities
47	502	Apac District	AYAGO HEALTH CENTRE II	HC II	GOV	252702	506706	4,164,082		4,164,082
48	502	Apac District	CHEGERE HEALTH CENTRE II	HC II	GOV	252710	504468	4,164,082		4,164,082
49	502	Apac District	KIDILANI HEALTH CENTRE II	HC II	GOV	252711	504469	4,164,082		4,164,082
50	502	Apac District	KUNGU HEALTH CENTRE II	HC II	GOV	252703	504467	4,164,082		4,164,082
51	502	Apac District	WANSOLO HEALTH CENTRE II	HC II	GOV	252694	504472	4,164,082		4,164,082
52	502	Apac District	TEBOKE MISSION DISPENSARY	HC II	UCMB	252709	504475	3,530,034	353,234	3,176,800
	502	Apac District Total						267,771,752	1,059,702	266,712,050
53	503	Arua District	ORIAJINI HOSPDELEGTD FD	Hospital	UMMB	256078	504544	281,656,354	112,921,703	168,734,650
54	503	Arua District	KULUVA HOSP DELEGTD STFF	Hospital	UPMB	256081	504545	422,484,531	124,763,009	297,721,521
55	503	Arua District	ADUMI HEALTH CENTRE IV	HC IV	GOV	256077	504573	43,694,028		43,694,028
56	503	Arua District	TEREGO HSD	HC IV	GOV	256079	504574	43,694,028		43,694,028
57	503	Arua District	Ajia health centre III	HC III	GOV	252734	504558	14,499,437		14,499,437
58	503	Arua District	Aroi health centre III	HC III	GOV	252738	506734	14,499,437		14,499,437
59	503	Arua District	Ayivuni health centre 3 PHC AC	HC III	GOV	252739	504548	14,499,437		14,499,437
60	503	Arua District	BILEAFE HEALTH CENTRE III PHC	HC III	GOV	252776	504565	14,499,437		14,499,437
61	503	Arua District	Bondo health centre III PHC co	HC III	GOV	252737	504559	14,499,437		14,499,437
62	503	Arua District	CILIO HEALTH CENTRE III	HC III	GOV	252732	504564	14,499,437		14,499,437
63	503	Arua District	Logiri health centre III PHC	HC III	GOV	252749	506738	14,499,437		14,499,437
64	503	Arua District	ODUPI HEALTH CENTRE III PHC CO	HC III	GOV	252753	504569	14,499,437		14,499,437
65	503	Arua District	OMBDRIONDREA HEALTH CENTRE III	HC III	GOV	252727	504576	14,499,437		14,499,437
66	503	Arua District	OPIA HEALTH CENTRE III	HC III	GOV	252778	123444	14,499,437		14,499,437

S/N	Vote Code	District	Account Name	Level	Owner	PBS Cost Center ID	IFMIS ID	Annual Budget at facilities 2019/20	o/w Additional EMHS Credit line for PNFPs (at JMS)	Transfers to health facilities
67	503	Arua District	Orivu health centre III	HC III	GOV	252744	504550	14,499,437		14,499,437
68	503	Arua District	Pajulu health centre III PHC c	HC III	GOV	252766	506733	14,499,437		14,499,437
69	503	Arua District	Riki health centre III communi	HC III	GOV	252728	504549	14,499,437		14,499,437
70	503	Arua District	SIRIPI HEALTH CENTRE III	HC III	GOV	252729	504572	14,499,437		14,499,437
71	503	Arua District	Vurra health centre III	HC III	GOV	252777	504561	14,499,437		14,499,437
72	503	Arua District	WANDI HEALTH CENTRE III	HC III	GOV	252747	504567	14,499,437		14,499,437
73	503	Arua District	YINGA HEALTH ECNTRE III co	HC III	GOV	252752	504570	14,499,437		14,499,437
74	503	Arua District	Aripea Health Centre	HC III	UCMB	252722	25658	10,071,060	1,645,630	8,425,430
75	503	Arua District	EdiofeHealth Centre III	HC III	UCMB	252765	504540	10,071,060	1,645,630	8,425,430
76	503	Arua District	Ojee Adumi Health centre	HC III	UCMB	256827	504539	7,813,160	1,645,630	6,167,530
77	503	Arua District	Otumbari health centre III	HC III	UCMB	252754	123450	10,071,060	1,645,630	8,425,430
78	503	Arua District	St Francis Health centre Ocodr	HC III	UCMB	252741	504543	10,071,060	1,645,630	8,425,430
79	503	Arua District	ANDELIZU HEALTH CENTRE II	HC II	GOV	252775	123439	5,552,755		5,552,755
80	503	Arua District	Ayayia health centre III	HC II	GOV	252735	506737	5,552,755		5,552,755
81	503	Arua District	BURUA HC II	HC II	GOV	272525		5,552,755		5,552,755
82	503	Arua District	IMVEPI HEALTH CENTRE II COMMUN	HC II	GOV	252751	504571	5,552,755		5,552,755
83	503	Arua District	ITIA HEALTH ECNTRE II	HC II	GOV	252746	504566	5,552,755		5,552,755
84	503	Arua District	KUMUYO HEALTH CENTRE II PHC CO	HC II	GOV	252731	504563	5,552,755		5,552,755
85	503	Arua District	Lazebu health centre III	HC II	GOV	252723	504560	5,552,755		5,552,755
86	503	Arua District	NDAAPI HEALTH CENTRE II	HC II	GOV	252763	504568	5,552,755		5,552,755
87	503	Arua District	NICHU HEALTH CENTRE II PHC CO	HC II	GOV	252743	504546	5,552,755		5,552,755
88	503	Arua District	OBOFIA HEALTH CENTRE II	HC II	GOV	252733	504562	5,552,755		5,552,755
89	503	Arua District	OGUA HEALTH CENTRE II PHC COMM	HC II	GOV	252730	506739	5,552,755		5,552,755

S/N	Vote Code	District	Account Name	Level	Owner	PBS Cost Center ID	IFMIS ID	Annual Budget at facilities 2019/20	o/w Additional EMHS Credit line for PNFPs (at JMS)	Transfers to health facilities
90	503	Arua District	OREKU HEALTH CENTRE II	HC II	GOV	252750	504551	5,552,755		5,552,755
91	503	Arua District	TIKU health centre II PHC Comm	HC II	GOV	252742	506740	5,552,755		5,552,755
92	503	Arua District	Anyavu Health Centre III	HC II	UPMB	252748	504541	6,167,530	822,815	5,344,715
	503	Arua District Total						1,164,470,103	246,735,680	917,734,422
93	504	Bugiri District	BUGIRI HOSPITAL	Hospital	GOV	256082	504103	251,534,579		251,534,579
94	504	Bugiri District	NANKOMA HC IV	HC IV	GOV	256083	504476	57,485,266		57,485,266
95	504	Bugiri District	BULESA HC III	HC III	GOV	252795	504081	14,848,142		14,848,142
96	504	Bugiri District	BULIDHA HC III	HC III	GOV	252796	504077	14,848,142		14,848,142
97	504	Bugiri District	BULUGUYI HC III	HC III	GOV	252798	506710	14,848,142		14,848,142
98	504	Bugiri District	BUWUNGA HC III	HC III	GOV	252802	504080	14,848,142		14,848,142
99	504	Bugiri District	IWEMBA HC III	HC III	GOV	252806	504075	14,848,142		14,848,142
100	504	Bugiri District	KAYANGO HC III	HC III	GOV	252814	548068	14,848,142		14,848,142
101	504	Bugiri District	MAYUGE HC III	HC III	GOV	252788	547836	14,848,142		14,848,142
102	504	Bugiri District	MUTEREREHC III	HC III	GOV	252815	504078	14,848,142		14,848,142
103	504	Bugiri District	NABUKALU HC III	HC III	GOV	252819	504076	14,848,142		14,848,142
104	504	Bugiri District	BUDHAYA HC II	HC II	GOV	252787	504092	4,010,721		4,010,721
105	504	Bugiri District	BUGOYOZI HC II	HC II	GOV	252810	506741	4,010,721		4,010,721
106	504	Bugiri District	BULUWE HC II	HC II	GOV	252791	504096	4,010,721		4,010,721
107	504	Bugiri District	BUSOGA HC II	HC II	GOV	252800	506744	4,010,721		4,010,721
108	504	Bugiri District	BUSOWA HC II	HC II	GOV	252801	504093	4,010,721		4,010,721
109	504	Bugiri District	BUWUNI HC II	HC II	GOV	252803	504095	4,010,721		4,010,721
110	504	Bugiri District	KAPYANGA HC II	HC II	GOV	252809	504097	4,010,721		4,010,721
111	504	Bugiri District	KAYOGERA HC II	HC II	GOV	252816	506743	4,010,721		4,010,721
112	504	Bugiri District	KIGULU HC II	HC II	GOV	252805	504084	4,010,721		4,010,721
113	504	Bugiri District	KISEITAKA HC II	HC II	GOV	252812	504087	4,010,721		4,010,721
114	504	Bugiri District	KITODHA HC II	HC II	GOV	252794	506745	4,010,721		4,010,721
115	504	Bugiri District	KITUMBA HC II	HC II	GOV	252817	504091	4,010,721		4,010,721
116	504	Bugiri District	MATIKI HC II	HC II	GOV	252824	506742	4,010,721		4,010,721
117	504	Bugiri District	MAZIRIGA HC II	HC II	GOV	252784	506746	7,230,685		7,230,685
118	504	Bugiri District	NAKIGUNJU HC II	HC II	GOV	252790	548072	4,010,721		4,010,721
119	504	Bugiri District	NAMBO HC II	HC II	GOV	252807	504085	4,010,721		4,010,721
120	504	Bugiri District	NANDEREMA HC II	HC II	GOV	252808	504086	4,010,721		4,010,721
121	504	Bugiri District	NANTAWAWULA HC II	HC II	GOV	252793	504094	4,010,721		4,010,721
122	504	Bugiri District	NKAIZA HC II	HC II	GOV	252820	504088	4,010,721		4,010,721
123	504	Bugiri District	NSANGO HC II	HC II	GOV	252799	504083	4,010,721		4,010,721

S/N	Vote Code	District	Account Name	Level	Owner	PBS Cost Center ID	IFMIS ID	Annual Budget at facilities 2019/20	o/w Additional EMHS Credit line for PNFPs (at JMS)	Transfers to health facilities
124	504	Bugiri District	WAKAWAKA HC II	HC II	GOV	252786	504090	4,010,721		4,010,721
125	504	Bugiri District	WANGOBO HC II	HC II	GOV	252821	504089	4,010,721		4,010,721
126	504	Bugiri District	KIRONGERO CHURCH OF GOD HEALTH CE	HC II	UPMB	252811	551191	2,005,360	452,122	1,553,239
127	504	Bugiri District	KYEMEIRE HEALTH UNIT	HC II	UPMB	252822	504098	4,576,713	452,122	4,124,591
128	504	Bugiri District	NAMAYEMBA SAFE MOTHERHOOD HEALTH	HC II	UPMB	252813	551192	2,005,360	452,122	1,553,239
129	504	Bugiri District	ST. LUKE MUTERERE NGO HEALTH UNIT	HC II	UPMB	252818	504099	4,576,713	452,122	4,124,591
	504	Bugiri District Total						547,273,092	1,808,486	545,464,606
130	505	Bundibugyo District	BUNDIBUGYO HOSPITAL	Hospital	GOV	256086	504373	173,652,008		173,652,008
131	505	Bundibugyo District	KIKYO HCIV	HC IV	GOV	256085	506675	29,464,230		29,464,230
132	505	Bundibugyo District	NYAHUKA HCIV	HC IV	GOV	256084	504357	27,591,811		27,591,811
133	505	Bundibugyo District	BUSARU INTEGRATED HEALTH UNIT	HC IV	UCMB	256904	506678	8,760,149	1,947,905	6,812,244
134	505	Bundibugyo District	BUBUKWANGA HCIII	HC III	GOV	252826	504358	13,262,857		13,262,857
135	505	Bundibugyo District	BUKANGAMA HCIII	HC III	GOV	252828	504367	13,262,857		13,262,857
136	505	Bundibugyo District	BUPOMBOLI HCII	HC III	GOV	252831	504372	9,218,341		9,218,341
137	505	Bundibugyo District	BURONDO HCII	HC III	GOV	252835	504370	9,218,341		9,218,341
138	505	Bundibugyo District	BUTAMA HCIII	HC III	GOV	252842	504368	13,262,857		13,262,857
139	505	Bundibugyo District	KAKUKA HCIII	HC III	GOV	252845	504366	13,262,857		13,262,857
140	505	Bundibugyo District	KISUBBA HCIII	HC III	GOV	252840	504359	13,262,857		13,262,857
141	505	Bundibugyo District	NTANDI HCIII	HC III	GOV	252834	506676	13,262,857		13,262,857
142	505	Bundibugyo District	EBENEZER SDA MEDICAL CENTRE	HC III	UPMB	252833	544223	6,812,244	973,952	5,838,291
143	505	Bundibugyo District	BUHANDA HCII	HC II	GOV	252827	506674	4,609,170		4,609,170
144	505	Bundibugyo District	BULYAMBWA HCII	HC II	GOV	252829	504365	4,038,899		4,038,899
145	505	Bundibugyo District	BUNDIMULANGYA HCII	HC II	GOV	252837	504364	4,609,170		4,609,170
146	505	Bundibugyo District	BUNDINGOMA HCII	HC II	GOV	252838	504361	4,609,170		4,609,170
147	505	Bundibugyo District	BUSORU HCII	HC II	GOV	252839	504363	4,609,170		4,609,170
148	505	Bundibugyo District	BUSUNGA HCII	HC II	GOV	252825	504360	4,609,170		4,609,170
149	505	Bundibugyo District	KASULENGE HCII	HC II	GOV	252832	504369	4,609,170		4,609,170
150	505	Bundibugyo District	KAYENJE HCII	HC II	GOV	252830	504362	4,038,899		4,038,899
151	505	Bundibugyo District	KYONDO HCII	HC II	GOV	252836	504371	4,609,170		4,609,170
152	505	Bundibugyo District	MIRAMBI HCII	HC II	GOV	252841	506673	4,609,170		4,609,170

S/N	Vote Code	District	Account Name	Level	Owner	PBS Cost Center ID	IFMIS ID	Annual Budget at facilities 2019/20	o/w Additional EMHS Credit line for PNFPs (at JMS)	Transfers to health facilities
153	505	Bundibugyo District	NGAMBA HCII	HC II	GOV	252843	506677	4,609,170		4,609,170
154	505	Bundibugyo District	TOMBWE HC II	HC II	GOV	272526		4,521,436		4,521,436
155	505	Bundibugyo District	MANTOROBA HCII	HC II	UPMB	256922	548073	4,587,810	486,976	4,100,834
	505	Bundibugyo District Total						402,963,842	3,408,834	399,555,008
156	506	Bushenyi District	Comboni DELEGatedHospital	Hospital	UCMB	256090	504124	109,704,649	6,642,166	103,062,483
157	506	Bushenyi District	Ishaka Hospital	Hospital	UPMB	256805	9499	164,556,973	2,933,165	161,623,808
158	506	Bushenyi District	Health Centre IV	HC IV	GOV	256810	504109	45,342,142		45,342,142
159	506	Bushenyi District	Bumbaire Sub county Health Ser	HC III	GOV	252853	504104	21,766,865		21,766,865
160	506	Bushenyi District	Ibaare SC Health Services	HC III	GOV	252856	506750	23,266,701		23,266,701
161	506	Bushenyi District	Kakanju SC Health Services	HC III	GOV	252858	504105	21,766,865		21,766,865
162	506	Bushenyi District	Kibazi HC II	HC III	GOV	252863	504115	12,615,693		12,615,693
163	506	Bushenyi District	Kyamuhunga Sub county Health Services	HC III	GOV	252864	504107	21,766,865		21,766,865
164	506	Bushenyi District	Kyeizooba SC Health Services	HC III	GOV	252868	506749	21,766,865		21,766,865
165	506	Bushenyi District	Nyabubare SC Health Services	HC III	GOV	252870	504108	21,766,865		21,766,865
166	506	Bushenyi District	Ruhumuro SC Health Services	HC III	GOV	252874	504106	21,766,865		21,766,865
167	506	Bushenyi District	Bitooma Health Centre III	HC III	UCMB	252852	504125	3,917,443	11,257	3,906,186
168	506	Bushenyi District	Buyanja HC II	HC II	GOV	252866	504117	6,307,847		6,307,847
169	506	Bushenyi District	Bwera Health Centre Two	HC II	GOV	252867	504120	6,307,847		6,307,847
170	506	Bushenyi District	Kainamo Health Centre II	HC II	GOV	252855	504113	6,307,847		6,307,847
171	506	Bushenyi District	Kajunju HC II	HC II	GOV	252862	504110	6,307,847		6,307,847
172	506	Bushenyi District	Kashogashoga HC II	HC II	GOV	252871	506751	6,307,847		6,307,847
173	506	Bushenyi District	Kashozi Health Centre Two	HC II	GOV	252872	504122	6,307,847		6,307,847
174	506	Bushenyi District	Nombe Health Centre Two	HC II	GOV	252859	504112	6,307,847		6,307,847
175	506	Bushenyi District	Numba Health Centre Two	HC II	GOV	252854	504114	6,307,847		6,307,847
176	506	Bushenyi District	Nyamiyaga Health Centre II	HC II	GOV	252849	504118	6,307,847		6,307,847
177	506	Bushenyi District	Nyarugote Health Centre Two	HC II	GOV	252873	504121	6,307,847		6,307,847
178	506	Bushenyi District	Rushinya Health Centre Two	HC II	GOV	252861	504111	6,307,847		6,307,847
179	506	Bushenyi District	Rutooma HC II	HC II	GOV	252869	504119	6,307,847		6,307,847
180	506	Bushenyi District	Swazi HC II	HC II	GOV	252865	504116	6,307,847		6,307,847
181	506	Bushenyi District	Burungira Health Centre III	HC II	UCMB	252875	9509	1,958,697	5,629	1,953,068

S/N	Vote Code	District	Account Name	Level	Owner	PBS Cost Center ID	IFMIS ID	Annual Budget at facilities 2019/20	o/w Additional EMHS Credit line for PNFPs (at JMS)	Transfers to health facilities
182	506	Bushenyi District	Bushenyi UMSC Kakanju	HC II	UMMB	252857	9512	1,958,697	5,629	1,953,068
183	506	Bushenyi District	Katungu Health Centre	HC II	UPMB	252848	9510	1,958,697	5,629	1,953,068
	506	Bushenyi District Total						577,882,883	9,603,475	568,279,409
184	507	Busia District	MASAFU GENERAL HOSPITAL	Hospital	GOV	256093	504646	243,150,069		243,150,069
185	507	Busia District	DABANI HOSPITAL	Hospital	UCMB	256092	504644	104,207,172	36,860,236	67,346,936
186	507	Busia District	BUHEHE HEALTH CENTRE III	HC III	GOV	252878	504626	16,517,465		16,517,465
187	507	Busia District	BULUMBI HEALTH CENTRE III	HC III	GOV	252882	504625	21,157,941		21,157,941
188	507	Busia District	BUSITEMA HEALTH CENTRE III	HC III	GOV	252881	504624	21,157,941		21,157,941
189	507	Busia District	BUTEBA HEALTH CENTRE III	HC III	GOV	252879	504630	21,157,941		21,157,941
190	507	Busia District	BUWEMBE HEALTH CENTRE II	HC III	GOV	252892	504634	7,065,402		7,065,402
191	507	Busia District	LUMINO HEALTH CENTRE III	HC III	GOV	252880	504628	16,517,465		16,517,465
192	507	Busia District	LUNYO HEALTH CENTRE III	HC III	GOV	252876	504627	16,517,465		16,517,465
193	507	Busia District	MAJANJI HEALTH CENTRE II	HC III	GOV	252904	504641	7,785,788		7,785,788
194	507	Busia District	MBEHENYI HEALTH CENTRE III	HC III	GOV	252877	504629	16,517,465		16,517,465
195	507	Busia District	AMONIKAKINEI HEALTH CENTRE II	HC II	GOV	252897	504631	3,532,701		3,532,701
196	507	Busia District	BUMUNJI HEALTH CENTRE II	HC II	GOV	252905	504638	3,892,894		3,892,894
197	507	Busia District	BUSHIME HEALTH CENTRE II	HC II	GOV	252883	504639	3,892,894		3,892,894
198	507	Busia District	BUWUMBA HEALTH CENTRE II	HC II	GOV	256828	504637	3,532,701		3,532,701
199	507	Busia District	HABULEKE HEALTH CENTRE II	HC II	GOV	252895	504632	3,532,701		3,532,701
200	507	Busia District	HASYULE HEALTH CENTRE II	HC II	GOV	252901	506593	3,892,894		3,892,894
201	507	Busia District	MAWERO HEALTH CENTRE II	HC II	GOV	252899	506594	3,532,701		3,532,701

S/N	Vote Code	District	Account Name	Level	Owner	PBS Cost Center ID	IFMIS ID	Annual Budget at facilities 2019/20	o/w Additional EMHS Credit line for PNFPs (at JMS)	Transfers to health facilities
202	507	Busia District	MUNDINDI HEALTH CENTRE II	HC II	GOV	252894	504640	3,892,894		3,892,894
203	507	Busia District	NAMASYOLO HEALTH CENTRE II	HC II	GOV	252900	504633	3,532,701		3,532,701
204	507	Busia District	NAMUNGODI HEALTH CENTRE II	HC II	GOV	252891	504642	3,532,701		3,532,701
205	507	Busia District	SIBONA HEALTH CENTRE II	HC II	GOV	252889	506592	3,892,894		3,892,894
206	507	Busia District	SIKUDA HEALTH CENTRE II	HC II	GOV	252906	504635	3,532,701		3,532,701
207	507	Busia District	TIIRA HEALTH CENTRE II	HC II	GOV	252907	504636	3,532,701		3,532,701
208	507	Busia District	MUSICHIMI COMMUNITY HC II	HC II	UCMB	252893	506595	3,102,568	297,864	2,804,704
209	507	Busia District	OUR LADY OF LOURDES LUMINO HC	HC II	UCMB	252887	504647	2,694,700	297,864	2,396,836
	507	Busia District Total						545,275,463	37,455,965	507,819,498
210	508	Gulu District	Lacor Hospital Delegated Fund	Hospital	UCMB	256098	116081	273,581,766	0	273,581,766
211	508	Gulu District	AWACH REFERRAL FACILITY	HC IV	GOV	256097	504150	51,068,832		51,068,832
212	508	Gulu District	ANGAYA HEALTH CENTRE III	HC III	GOV	252961	124392	14,495,260		14,495,260
213	508	Gulu District	CWERO HCIII	HC III	GOV	252952	506761	14,495,260		14,495,260
214	508	Gulu District	LABWOROMOR HCIII	HC III	GOV	252953	504155	14,495,260		14,495,260
215	508	Gulu District	PABWOHEALTH CENTRE III	HC III	GOV	252930	504152	14,495,260		14,495,260
216	508	Gulu District	PATIKO HCIII	HC III	GOV	252956	504154	14,495,260		14,495,260
217	508	Gulu District	COOPE HCII	HC II	GOV	252927	504171	6,297,150		6,297,150
218	508	Gulu District	GWENGDIYA HCII	HC II	GOV	252919	504170	6,297,150		6,297,150
219	508	Gulu District	KAL ALII HCII	HC II	GOV	252912	504173	6,297,150		6,297,150
220	508	Gulu District	LAPETA HCII	HC II	GOV	252962	504174	6,297,150		6,297,150
221	508	Gulu District	LUGORE HCII	HC II	GOV	252955	506341	6,297,150		6,297,150
222	508	Gulu District	OITINO HEALTH CENTRE II	HC II	GOV	252929	124397	6,297,150		6,297,150
223	508	Gulu District	OMELAPEM HCII	HC II	GOV	256812	504168	6,297,150		6,297,150
224	508	Gulu District	OROKO HCII	HC II	GOV	252954	504176	6,297,150		6,297,150

S/N	Vote Code	District	Account Name	Level	Owner	PBS Cost Center ID	IFMIS ID	Annual Budget at facilities 2019/20	o/w Additional EMHS Credit line for PNFPs (at JMS)	Transfers to health facilities
225	508	Gulu District	PAIBONA HCII	HC II	GOV	252920	504169	6,297,150		6,297,150
226	508	Gulu District	PAWEL ANGANY HEALTH CENTRE II	HC II	GOV	252957	124396	6,297,150		6,297,150
227	508	Gulu District	PUGWINYI HCII	HC II	GOV	252958	504177	6,297,150		6,297,150
228	508	Gulu District	PUKONY HCII	HC II	GOV	252921	504167	6,297,150		6,297,150
229	508	Gulu District	PUNENA HEALTH CENTRE II	HC II	GOV	252931	117092	6,297,150		6,297,150
230	508	Gulu District	RWOTOBILO HCII	HC II	GOV	252928	504172	6,297,150		6,297,150
231	508	Gulu District	TEGOT ATTOO HCII	HC II	GOV	252939	506340	6,297,150		6,297,150
232	508	Gulu District	UNYAMA HCII	HC II	GOV	252963	504175	6,297,150		6,297,150
	508	Gulu District Total						497,881,296	0	497,881,296
233	509	Hoima District	KIGOROBYA HC IV	HC IV	GOV	256100	504739	30,802,117		30,802,117
234	509	Hoima District	BURARU HC III	HC III	GOV	253002	504730	14,301,867		14,301,867
235	509	Hoima District	BUSERUKA HC III	HC III	GOV	252983	504727	14,301,867		14,301,867
236	509	Hoima District	BUTEAMA HC III	HC III	GOV	252976	504726	14,301,867		14,301,867
237	509	Hoima District	DWOOLI HC III	HC III	GOV	252995	504737	14,301,867		14,301,867
238	509	Hoima District	KABAALÉ HC III	HC III	GOV	252998	504729	15,959,957		15,959,957
239	509	Hoima District	KAPAPI HC II	HC III	GOV	252990	504734	11,730,889		11,730,889
240	509	Hoima District	MPARANGASI HC III	HC III	GOV	253003	504728	14,301,867		14,301,867
241	509	Hoima District	TONYA HC II	HC III	GOV	252984	506623	11,730,889		11,730,889
242	509	Hoima District	Bujumbura Health Centre	HC III	UCMB	252969	506630	5,795,782	1,419,009	4,376,773
243	509	Hoima District	KABAALÉ HEALTH CENTRE II	HC II	GOV	256902	506631	9,844,001		9,844,001
244	509	Hoima District	KASOMORO HC II	HC II	GOV	253000	504735	5,409,000		5,409,000
245	509	Hoima District	KIBAIRE HC II	HC II	GOV	253001	504736	5,409,000		5,409,000
246	509	Hoima District	KIBIRO HC II	HC II	GOV	252991	504731	5,409,000		5,409,000
247	509	Hoima District	KISABAGWA HC II	HC II	GOV	253004	506622	5,409,000		5,409,000
248	509	Hoima District	KISEKA HC II	HC II	GOV	252993	504738	5,409,000		5,409,000
249	509	Hoima District	KYABASENGYA HC II	HC II	GOV	252996	504733	5,409,000		5,409,000
250	509	Hoima District	MBARARA HC II	HC II	GOV	252994	504732	5,409,000		5,409,000
251	509	Hoima District	St Jude Tadeo Kitana Health ce	HC II	UCMB	252992	548096	3,537,686	709,504	2,828,182
252	509	Hoima District	Bombo Health Centre	HC II	UMMB	252989	504753	3,537,686	709,504	2,828,182
	509	Hoima District Total						202,311,346	2,838,018	199,473,328
253	510	Iganga District	IGANGA HOSPITAL	Hospital	GOV	256102	505428	333,315,737		333,315,737
254	510	Iganga District	BUGONO HC IV	HC IV	GOV	256104	505864	34,145,339		34,145,339
255	510	Iganga District	BULAMAGI HC III	HC III	GOV	253016	505870	13,677,824		13,677,824

S/N	Vote Code	District	Account Name	Level	Owner	PBS Cost Center ID	IFMIS ID	Annual Budget at facilities 2019/20	o/w Additional EMHS Credit line for PNFPs (at JMS)	Transfers to health facilities
256	510	Iganga District	BUNYIRO HC III	HC III	GOV	253058	506889	13,677,824		13,677,824
257	510	Iganga District	BUSOWOBI HC III	HC III	GOV	253038	506890	13,677,824		13,677,824
258	510	Iganga District	KASAMBIKA HC II	HC III	GOV	253032	505877	8,725,193		8,725,193
259	510	Iganga District	NAKALAMA HC III	HC III	GOV	253034	505871	13,677,824		13,677,824
260	510	Iganga District	NAMBALE HC III	HC III	GOV	253042	506888	13,677,824		13,677,824
261	510	Iganga District	NAMUNGALWE HC III	HC III	GOV	253044	505868	13,677,824		13,677,824
262	510	Iganga District	NAWANDALA HC III	HC III	GOV	253051	505869	13,677,824		13,677,824
263	510	Iganga District	BUKWAYA HC II	HC II	GOV	253036	505424	4,362,597		4,362,597
264	510	Iganga District	BULUBANDI HC II	HC II	GOV	253037	505426	4,362,597		4,362,597
265	510	Iganga District	BUZAAAYA HC II	HC II	GOV	253049	505419	4,362,597		4,362,597
266	510	Iganga District	ITANDA HC II	HC II	GOV	253030	505878	4,362,597		4,362,597
267	510	Iganga District	ITUBA HC II	HC II	GOV	253031	506893	4,362,597		4,362,597
268	510	Iganga District	KAWETE HC II	HC II	GOV	253047	506894	4,362,597		4,362,597
269	510	Iganga District	MAGOGO HC II	HC II	GOV	253059	505421	4,362,597		4,362,597
270	510	Iganga District	NAIBIRI HC II	HC II	GOV	253041	505425	4,362,597		4,362,597
271	510	Iganga District	NAKALAMA EPI CENTRE	HC II	GOV	253035	505422	4,362,597		4,362,597
272	510	Iganga District	NAMUNKESU HC II	HC II	GOV	253045	505418	4,362,597		4,362,597
273	510	Iganga District	NAMUSAALA HC II	HC II	GOV	253055	504819	4,362,597		4,362,597
274	510	Iganga District	NAMUSISI HCII	HC II	GOV	253056	505427	4,362,597		4,362,597
275	510	Iganga District	NAWANSINGE HC II	HC II	GOV	253053	505420	4,362,597		4,362,597
276	510	Iganga District	NAWANZU HC II	HC II	GOV	253054	505423	4,362,597		4,362,597
277	510	Iganga District	KIWANYI HC II	HC II	UMMB	253048	506957	4,116,975	593,599	3,523,376
278	510	Iganga District	BUNYIRO HCII	HC II	UPMB	253057	505435	4,116,975	593,599	3,523,376
279	510	Iganga District	KAKOMBO HCII	HC II	UPMB	253039	505437	4,116,975	593,599	3,523,376
280	510	Iganga District	KASOLO HCII	HC II	UPMB	253015	505434	4,116,975	593,599	3,523,376
281	510	Iganga District	KIRINGA HCII	HC II	UPMB	253050	506955	4,116,975	593,599	3,523,376
282	510	Iganga District	NABITENDE HC II	HC II	UPMB	253033	505432	7,008,384	593,599	6,414,785
283	510	Iganga District	NASUTI HCII	HC II	UPMB	253043	505433	4,116,975	593,599	3,523,376
284	510	Iganga District	ST PETER CLAVER HCII	HC II	UPMB	253014	506956	4,116,975	593,599	3,523,376
	510	Iganga District Total						568,834,601	4,748,795	564,085,806
285	511	Jinja District	Buwenge Hospital and Medical c	Hospital	UMMB	256105	504793	199,876,691	80,046,539	119,830,153
286	511	Jinja District	BUDONDO HC IV	HC IV	GOV	256107	504777	37,091,025		37,091,025
287	511	Jinja District	BUGEMBE HC IV	HC IV	GOV	256108	504755	37,091,025		37,091,025
288	511	Jinja District	BUWENGE HC IV	HC IV	GOV	256110	504768	37,091,025		37,091,025
289	511	Jinja District	BUDIMA HC III	HC III	GOV	253083	504779	12,675,399		12,675,399
290	511	Jinja District	BUSEDE HC III	HC III	GOV	253076	504756	12,675,399		12,675,399

S/N	Vote Code	District	Account Name	Level	Owner	PBS Cost Center ID	IFMIS ID	Annual Budget at facilities 2019/20	o/w Additional EMHS Credit line for PNFPs (at JMS)	Transfers to health facilities
291	511	Jinja District	BUTAGAYA HC III	HC III	GOV	253086	507119	12,675,399		12,675,399
292	511	Jinja District	KAKAIRE HC III	HC III	GOV	253102	504769	12,675,399		12,675,399
293	511	Jinja District	KAKIRA HC III	HC III	GOV	253104	504757	12,675,399		12,675,399
294	511	Jinja District	LUKOLO HC III	HC III	GOV	253070	504778	12,675,399		12,675,399
295	511	Jinja District	MAGAMAGA HC III	HC III	GOV	253096	506633	12,675,399		12,675,399
296	511	Jinja District	MPAMBWA HC III	HC III	GOV	253077	506632	12,675,399		12,675,399
297	511	Jinja District	WAKITAKA HC III	HC III	GOV	253107	504758	12,675,399		12,675,399
298	511	Jinja District	ST Benedict Dispensary	HC III	UCMB	253069	504791	2,789,635	501,873	2,287,762
299	511	Jinja District	CRESCENT MEDICAL CENTRE JINJA	HC III	UMMB	253060	504787	3,750,480	501,873	3,248,607
300	511	Jinja District	JINJA ISLAMIC HEALTH CENTRE II	HC III	UMMB	253061	504786	3,750,480	501,873	3,248,607
301	511	Jinja District	ALL SAINTS HEALTH SERVICES	HC III	UPMB	254627	505486	3,750,480	501,873	3,248,607
302	511	Jinja District	BUBUGO HC II	HC II	GOV	253087	507122	2,864,047		2,864,047
303	511	Jinja District	BUNAWONA HC II	HC II	GOV	253097	504774	2,864,047		2,864,047
304	511	Jinja District	BUSEGULA HC II	HC II	GOV	253100	504775	2,864,047		2,864,047
305	511	Jinja District	BUWENDA HC II	HC II	GOV	253108	504762	2,864,047		2,864,047
306	511	Jinja District	BUWOLERO HC II	HC II	GOV	253092	504770	2,864,047		2,864,047
307	511	Jinja District	BWASE HC II	HC II	GOV	253098	504773	2,864,047		2,864,047
308	511	Jinja District	IVUNAMBA HC II	HC II	GOV	253072	504781	2,864,047		2,864,047
309	511	Jinja District	KABAGANDA HC II	HC II	GOV	253090	506634	2,864,047		2,864,047
310	511	Jinja District	KABEMBE HC II	HC II	GOV	253103	504761	2,864,047		2,864,047
311	511	Jinja District	KABIBIHC II	HC II	GOV	253062	504782	2,864,047		2,864,047
312	511	Jinja District	KAMIIGO HC II	HC II	GOV	253063	507118	2,864,047		2,864,047
313	511	Jinja District	KISASI HC II	HC II	GOV	253078	504759	2,864,047		2,864,047
314	511	Jinja District	KITANABA HC II	HC II	GOV	253095	506635	2,864,047		2,864,047
315	511	Jinja District	KYOMYA HC II	HC II	GOV	253071	507120	2,864,047		2,864,047
316	511	Jinja District	LUMULI HC II	HC II	GOV	253085	504784	2,864,047		2,864,047
317	511	Jinja District	LWANDA HC II	HC II	GOV	253110	504764	2,864,047		2,864,047
318	511	Jinja District	MAFUBIIRA HC II	HC II	GOV	253109	504763	2,864,047		2,864,047
319	511	Jinja District	MAWOITO HC II	HC II	GOV	253094	504772	2,864,047		2,864,047
320	511	Jinja District	MPUGWE HC II	HC II	GOV	253067	507117	2,864,047		2,864,047
321	511	Jinja District	MUSIMA HC II	HC II	GOV	253106	504766	2,864,047		2,864,047
322	511	Jinja District	MUTAI HC II	HC II	GOV	253093	504771	2,864,047		2,864,047
323	511	Jinja District	NABITAMBALA HC II	HC II	GOV	253075	504767	2,864,047		2,864,047
324	511	Jinja District	NALINAIBI HC II	HC II	GOV	253080	504760	2,864,047		2,864,047

S/N	Vote Code	District	Account Name	Level	Owner	PBS Cost Center ID	IFMIS ID	Annual Budget at facilities 2019/20	o/w Additional EMHS Credit line for PNFPs (at JMS)	Transfers to health facilities
325	511	Jinja District	NAMWENDWA HC II	HC II	GOV	253084	504783	2,864,047		2,864,047
326	511	Jinja District	NAWANGOMA HC II	HC II	GOV	253073	507121	2,864,047		2,864,047
327	511	Jinja District	NSOZIBBIRI HC II	HC II	GOV	253101	504776	2,864,047		2,864,047
328	511	Jinja District	WAIRAKA HC II	HC II	GOV	253105	504765	2,864,047		2,864,047
329	511	Jinja District	WANSIMBA HC II	HC II	GOV	253088	504785	2,864,047		2,864,047
330	511	Jinja District	BWIDHABWANGU HC II JINJA	HC II	UPMB	253079	504788	2,287,762	250,936	2,036,825
331	511	Jinja District	LWOLOLO HEALTH CENTRE II JINJA	HC II	UPMB	253064	504790	2,287,762	250,936	2,036,825
332	511	Jinja District	MASESE DANIDA HC II JINJA	HC II	UPMB	253065	504789	2,287,762	250,936	2,036,825
333	511	Jinja District	MUGULUKA HC II JINJA	HC II	UPMB	253091	504792	2,287,762	250,936	2,036,825
334	511	Jinja District	NAWAMPANDAHC II JINJA	HC II	UPMB	253082	507123	2,287,762	250,936	2,036,825
	511	Jinja District Total						530,901,558	83,308,713	447,592,845
335	512	Kabale District	Rushoroza HC IV	Hospital	UCMB	253209	505083	114,297,820	16,518,760	97,779,060
336	512	Kabale District	Rugarama Hospital	Hospital	UPMB	256115	505082	129,019,765	18,646,432	110,373,333
337	512	Kabale District	Maziba HC IV	HC IV	GOV	256113	124194	15,694,517		15,694,517
338	512	Kabale District	Rubaya HC IV	HC IV	GOV	256116	505026	15,694,517		15,694,517
339	512	Kabale District	BUHARA H/C III	HC III	GOV	253128	115846	6,677,631		6,677,631
340	512	Kabale District	Butanda HC III	HC III	GOV	253143	507088	6,677,631		6,677,631
341	512	Kabale District	Bwama HC III	HC III	GOV	253177	507093	6,677,631		6,677,631
342	512	Kabale District	Kaharo HC III	HC III	GOV	253158	505011	6,677,631		6,677,631
343	512	Kabale District	Kakomo HC III	HC III	GOV	253178	505028	6,677,631		6,677,631
344	512	Kabale District	Kamuganguzi HC III	HC III	GOV	253166	505027	6,677,631		6,677,631
345	512	Kabale District	Kasheregyenyi HC II	HC III	GOV	253162	505031	3,708,434		3,708,434
346	512	Kabale District	Kyanamira HC III	HC III	GOV	253182	505012	6,677,631		6,677,631
347	512	Kabale District	Buhara HC III	HC III	UCMB	253129	505084	4,822,130	142,564	4,679,565
348	512	Kabale District	Buramba HC II	HC II	GOV	253156	505037	1,854,217		1,854,217
349	512	Kabale District	Burambira HC II	HC II	GOV	253157	507086	1,854,217		1,854,217
350	512	Kabale District	HabubaleHC II	HC II	GOV	253142	505029	1,854,217		1,854,217
351	512	Kabale District	Kabindi HC II	HC II	GOV	253176	505034	1,854,217		1,854,217

S/N	Vote Code	District	Account Name	Level	Owner	PBS Cost Center ID	IFMIS ID	Annual Budget at facilities 2019/20	o/w Additional EMHS Credit line for PNFPs (at JMS)	Transfers to health facilities
352	512	Kabale District	Kafunjo HCII	HC II	GOV	253130	507212	1,854,217		1,854,217
353	512	Kabale District	Kahondo HC II	HC II	GOV	253185	505016	1,854,217		1,854,217
354	512	Kabale District	Kahungye HC II	HC II	GOV	253144	507089	1,854,217		1,854,217
355	512	Kabale District	Kanjobe HC II	HC II	GOV	253179	505024	1,854,217		1,854,217
356	512	Kabale District	Karujanga HC II	HC II	GOV	253197	505030	1,854,217		1,854,217
357	512	Kabale District	Karweru HC II	HC II	GOV	253186	505021	1,854,217		1,854,217
358	512	Kabale District	Katenga HC II	HC II	GOV	253163	505032	1,854,217		1,854,217
359	512	Kabale District	Kavu HC II	HC II	GOV	253187	505013	1,854,217		1,854,217
360	512	Kabale District	KDA Staff Clinic HC II	HC II	GOV	253112	505035	1,854,217		1,854,217
361	512	Kabale District	Kicumbi HC II	HC II	GOV	253164	505033	1,854,217		1,854,217
362	512	Kabale District	Kigarama HC II	HC II	GOV	253115	505025	1,854,217		1,854,217
363	512	Kabale District	Kigata HC II	HC II	GOV	253181	505023	1,854,217		1,854,217
364	512	Kabale District	Kijurera HC II	HC II	GOV	253175	505036	1,854,217		1,854,217
365	512	Kabale District	Kisaasa HC II	HC II	GOV	253116	505038	1,854,217		1,854,217
366	512	Kabale District	Kitooma HC II	HC II	GOV	253198	507091	1,854,217		1,854,217
367	512	Kabale District	Kyasano HC II	HC II	GOV	253165	507090	1,854,217		1,854,217
368	512	Kabale District	Kyobugombe HC II	HC II	GOV	253159	505019	1,854,217		1,854,217
369	512	Kabale District	Muyumbu HC II	HC II	GOV	253119	507087	1,854,217		1,854,217
370	512	Kabale District	Nyabushabi HC II	HC II	GOV	253183	505020	1,854,217		1,854,217
371	512	Kabale District	Nyakasharara HC II	HC II	GOV	253160	505022	1,854,217		1,854,217
372	512	Kabale District	Nyamiryango HC II	HC II	GOV	253145	507092	1,854,217		1,854,217
373	512	Kabale District	NyanjaHC II	HC II	GOV	253189	505014	1,854,217		1,854,217
374	512	Kabale District	RusikiziHC II	HC II	GOV	253190	505015	1,854,217		1,854,217
375	512	Kabale District	RweneHC II	HC II	GOV	253132	505017	1,854,217		1,854,217
376	512	Kabale District	Maziba HC II	HC II	UCMB	253188	505085	3,442,242	71,282	3,370,960
377	512	Kabale District	Rwanyena HC II	HC II	UCMB	253199	505086	3,442,242	71,282	3,370,960
378	512	Kabale District	Kinyamari HC II	HC II	UPMB	253140	505074	3,442,242	71,282	3,370,960
379	512	Kabale District	Muguri HC II	HC II	UPMB	253196	505078	4,679,565	71,282	4,608,283
380	512	Kabale District	Mukokye HC II	HC II	UPMB	253184	505080	4,679,565	71,282	4,608,283

S/N	Vote Code	District	Account Name	Level	Owner	PBS Cost Center ID	IFMIS ID	Annual Budget at facilities 2019/20	o/w Additional EMHS Credit line for PNFPs (at JMS)	Transfers to health facilities
381	512	Kabale District	RUBAYA HC II	HC II	UPMB	253141	548315	3,442,242	71,282	3,370,960
	512	Kabale District Total						405,026,778	35,735,450	369,291,328
382	513	Kabarole District	virika hospital delegated Fund	Hospital	UCMB	256121	505102	193,719,092	40,951,215	152,767,877
383	513	Kabarole District	Kabarole Hospital delegated f	Hospital	UPMB	256120	505103	129,146,061	41,878,113	87,267,948
384	513	Kabarole District	BUKUKU HC IV	HC IV	GOV	256118	505115	63,695,513		63,695,513
385	513	Kabarole District	KABENDE HC III	HC III	GOV	253223	505120	9,008,678		9,008,678
386	513	Kabarole District	Karambi HC III	HC III	GOV	253230	504712	9,008,678		9,008,678
387	513	Kabarole District	KASENDA HC III	HC III	GOV	253233	505127	9,008,678		9,008,678
388	513	Kabarole District	KASWA HC III	HC III	GOV	253220	505118	9,008,678		9,008,678
389	513	Kabarole District	KICWAMBA HC III	HC III	GOV	253241	505124	9,008,678		9,008,678
390	513	Kabarole District	KIJURA HC III	HC III	GOV	253225	505122	9,008,678		9,008,678
391	513	Kabarole District	MUGUSU	HC III	GOV	253247	506793	9,008,678		9,008,678
392	513	Kabarole District	NYANTABOMA HC III	HC III	GOV	253242	505125	9,008,678		9,008,678
393	513	Kabarole District	RUTEETE HC III	HC III	GOV	253251	506794	9,008,678		9,008,678
394	513	Kabarole District	Nkuruba Health Cente	HC III	UCMB	253249	507113	6,602,427	390,062	6,212,365
395	513	Kabarole District	Iruhura Health Center	HC III	UPMB	253232	507111	6,602,427	390,062	6,212,365
396	513	Kabarole District	BWANIKA HC II	HC II	GOV	272582		3,011,952		3,011,952
397	513	Kabarole District	IBAALE HC II	HC II	GOV	253219	505117	3,011,952		3,011,952
398	513	Kabarole District	KAHANGI HC II	HC II	GOV	253224	505121	3,011,952		3,011,952
399	513	Kabarole District	KASSESENGE HC II	HC II	GOV	272583		3,011,952		3,011,952
400	513	Kabarole District	KIDUBULI HC III	HC II	GOV	253221	505119	8,228,554		8,228,554
401	513	Kabarole District	KIGUMA HC II	HC II	GOV	253215	505116	3,011,952		3,011,952
402	513	Kabarole District	KIRERE HC II	HC II	GOV	272581		3,011,952		3,011,952
403	513	Kabarole District	KITULI HC II	HC II	GOV	253227	505123	3,011,952		3,011,952
404	513	Kabarole District	NSORRO HC II	HC II	GOV	253222	506791	3,011,952		3,011,952
405	513	Kabarole District	NYABUSWA	HC II	GOV	253248	505126	8,228,554		8,228,554
406	513	Kabarole District	NYAKITOKOLI HC II	HC II	GOV	272580		3,011,952		3,011,952
407	513	Kabarole District	RUBINGO HC II	HC II	GOV	253231	506792	3,011,952		3,011,952
408	513	Kabarole District	RURAMA HC II	HC II	GOV	253252	505128	3,011,952		3,011,952

S/N	Vote Code	District	Account Name	Level	Owner	PBS Cost Center ID	IFMIS ID	Annual Budget at facilities 2019/20	o/w Additional EMHS Credit line for PNFPs (at JMS)	Transfers to health facilities
409	513	Kabarole District	Community Health Centre	HC II	UOMB	256850	505098	4,271,596	195,031	4,076,565
410	513	Kabarole District	Kihembo SDA Health centre	HC II	UPMB	253229	507110	4,271,596	195,031	4,076,565
	513	Kabarole District Total						538,975,395	83,999,515	454,975,880
411	514	Kaberamaido District	KABERAMAIDO HEALTH CENTER IV	Hospital	GOV	256122	506453	58,086,542		58,086,542
412	514	Kaberamaido District	ALWA HEALTH CENTER III	HC III	GOV	253258	506449	12,117,222		12,117,222
413	514	Kaberamaido District	APERIKIRA HC III	HC III	GOV	272482		14,760,470		14,760,470
414	514	Kaberamaido District	KOBULUBULU HEALTH CENTER III	HC III	GOV	253269	506448	12,117,222		12,117,222
415	514	Kaberamaido District	OCHERO HEALTH CENTRE III	HC III	GOV	253271	548069	21,368,591		21,368,591
416	514	Kaberamaido District	ABIRABIRA HEALTH CENTER II	HC II	GOV	253264	507183	5,782,105		5,782,105
417	514	Kaberamaido District	KABUREPOLI HEALTH CENTER II	HC II	GOV	253272	506452	5,782,105		5,782,105
418	514	Kaberamaido District	MUREM HEALTH CENTER II	HC II	GOV	253270	507184	5,782,105		5,782,105
419	514	Kaberamaido District	KABERAMAIDO CHURCH OF UGANDA HEALTH CENTRE II	HC II	UPMB	253265	556981	3,180,158	0	3,180,158
	514	Kaberamaido District Total						138,976,521	0	138,976,521
420	515	Kalangala District	BUKASA HC PHC (HC IV)	HC IV	GOV	256125	506303	13,139,035		13,139,035
421	515	Kalangala District	KALANGALA HC PHC	HC IV	GOV	256124	507250	17,504,151		17,504,151
422	515	Kalangala District	Bubeke HC PHC	HC III	GOV	253278	507251	6,998,899		6,998,899
423	515	Kalangala District	BUFUMIRA HC PHC	HC III	GOV	253280	506305	6,998,899		6,998,899
424	515	Kalangala District	BWENDERO HC PHC	HC III	GOV	253282	506307	6,998,899		6,998,899
425	515	Kalangala District	LULAMBA HC PHC	HC III	GOV	253281	506306	6,998,899		6,998,899
426	515	Kalangala District	MAZINGA HC PHC	HC III	GOV	253284	506304	6,998,899		6,998,899
427	515	Kalangala District	MUGOYE HC PHC	HC III	GOV	253285	507252	9,181,462		9,181,462
428	515	Kalangala District	BUMANGI HC PHC	HC III	UCMB	253286	506311	4,681,910	54,213	4,627,697
429	515	Kalangala District	JAANA HC PHC	HC II	GOV	253279	506308	3,803,211		3,803,211
430	515	Kalangala District	KACHANGA ISLANDS HC PHC	HC II	GOV	253275	506309	3,803,211		3,803,211
431	515	Kalangala District	LUJJABWA ISLANDS HC PHC	HC II	GOV	253274	506310	3,803,211		3,803,211

S/N	Vote Code	District	Account Name	Level	Owner	PBS Cost Center ID	IFMIS ID	Annual Budget at facilities 2019/20	o/w Additional EMHS Credit line for PNFPs (at JMS)	Transfers to health facilities
432	515	Kalangala District	MULABANA HC PHC	HC II	GOV	253283	507253	3,803,211		3,803,211
	515	Kalangala District Total						94,713,896	54,213	94,659,683
433	517	Kamuli District	KAMULI DISTRICT GOVERNMENT HOS	Hospital	GOV	256127	505167	351,099,597		351,099,597
434	517	Kamuli District	KAMULI MISSION HOSPDEV	Hospital	UCMB	256128	505168	234,066,398	13,934,894	220,131,505
435	517	Kamuli District	BUGABULA SOUTH HSD	HC IV	GOV	256130	506799	37,791,495		37,791,495
436	517	Kamuli District	BUZAAAYA HSD	HC IV	GOV	256908	506795	37,753,226		37,753,226
437	517	Kamuli District	BALAWOLI HEALTH CENTRE III	HC III	GOV	253291	505150	12,751,090		12,751,090
438	517	Kamuli District	BUGULUMBYA HEALTH CENTRE III	HC III	GOV	253299	506796	14,117,057		14,117,057
439	517	Kamuli District	BULOPAHEALTH CENTRE III	HC III	GOV	253303	505141	14,078,494		14,078,494
440	517	Kamuli District	BUPADHENGU HEALTH CENTRE III	HC III	GOV	253329	505131	14,117,057		14,117,057
441	517	Kamuli District	BUTANSI HEALTH CENTRE III	HC III	GOV	253304	505142	14,078,494		14,078,494
442	517	Kamuli District	KAGUMBA HEALTH CENTRE II	HC III	GOV	253292	506802	7,094,056		7,094,056
443	517	Kamuli District	KITAYUNJWA HEALTH CENTRE III	HC III	GOV	253316	505140	14,078,494		14,078,494
444	517	Kamuli District	LULYAMBUZI HEALTH CENTRE III	HC III	GOV	253336	505132	14,117,057		14,117,057
445	517	Kamuli District	MBULAMUTI HEALTH CENTRE III	HC III	GOV	253320	505130	14,117,057		14,117,057
446	517	Kamuli District	NABIRUMBA HEALTH CENTRE III	HC III	GOV	253322	505151	12,751,090		12,751,090
447	517	Kamuli District	NAMASAGALI HEALTH CENTRE III	HC III	GOV	253325	505149	12,751,090		12,751,090
448	517	Kamuli District	NAWANYAGO DISPENSARY	HC III	UCMB	253330	505158	7,640,384	789,408	6,850,976
449	517	Kamuli District	BUDHATEMWA HEALTH UNIT	HC III	UPMB	253314	505159	7,640,384	789,408	6,850,976
450	517	Kamuli District	BUGEYWA HEALTH UNIT	HC III	UPMB	253287	506803	7,640,384	789,408	6,850,976
451	517	Kamuli District	NABULEZI HEALTH CENTRE III	HC III	UPMB	253297	505160	7,640,384	789,408	6,850,976

S/N	Vote Code	District	Account Name	Level	Owner	PBS Cost Center ID	IFMIS ID	Annual Budget at facilities 2019/20	o/w Additional EMHS Credit line for PNFPs (at JMS)	Transfers to health facilities
452	517	Kamuli District	BUBAGO HEALTH CENTRE II	HC II	GOV	253308	505138	4,067,613		4,067,613
453	517	Kamuli District	BULUYA HEALTH CENTRE II	HC II	GOV	253319	505133	4,067,613		4,067,613
454	517	Kamuli District	BUWOYA HEALTH CENTRE II	HC II	GOV	253302	505139	4,067,613		4,067,613
455	517	Kamuli District	KASAMBIRA HEALTH CENTRE II	HC II	GOV	253300	505136	4,067,613		4,067,613
456	517	Kamuli District	KASOLWE HEALTH CENTRE II	HC II	GOV	253293	505152	3,547,028		3,547,028
457	517	Kamuli District	KAWAGA HEALTH CENTRE II	HC II	GOV	253294	506800	3,547,028		3,547,028
458	517	Kamuli District	KIBUYE HEALTH CENTRE II	HC II	GOV	253295	505153	3,547,028		3,547,028
459	517	Kamuli District	KIIGE HEALTH CENTRE II	HC II	GOV	253296	505154	3,547,028		3,547,028
460	517	Kamuli District	KINAWAMPERE HEALTH CENTRE II	HC II	GOV	253326	505145	5,314,415		5,314,415
461	517	Kamuli District	KINU HEALTH CENTRE II	HC II	GOV	253289	505144	5,314,415		5,314,415
462	517	Kamuli District	KIYUNGA BUKAKANDE HEALTH CENTR	HC II	GOV	253312	505135	4,067,613		4,067,613
463	517	Kamuli District	KIYUNGA HEALTH CENTRE II	HC II	GOV	253311	505134	4,067,613		4,067,613
464	517	Kamuli District	KYEEYA HEALTH CENTRE II	HC II	GOV	253327	505146	5,314,415		5,314,415
465	517	Kamuli District	LUZINGA HEALTH CENTRE II	HC II	GOV	256852	505137	4,067,613		4,067,613
466	517	Kamuli District	NABIRAMA HEALTH CENTRE II	HC II	GOV	253321	505147	5,314,415		5,314,415
467	517	Kamuli District	NAMAIRA HEALTH CENTRE II	HC II	GOV	253298	505155	3,547,028		3,547,028
468	517	Kamuli District	NAMUNINGI HEALTH CENTRE II	HC II	GOV	253323	506801	3,547,028		3,547,028
469	517	Kamuli District	NAWANDYO HEALTH CENTRE II	HC II	GOV	253331	506797	4,067,613		4,067,613
470	517	Kamuli District	NAWANKOFU HEALTH CENTRE II	HC II	GOV	253332	505156	3,547,028		3,547,028

S/N	Vote Code	District	Account Name	Level	Owner	PBS Cost Center ID	IFMIS ID	Annual Budget at facilities 2019/20	o/w Additional EMHS Credit line for PNFPs (at JMS)	Transfers to health facilities
471	517	Kamuli District	NAWANTUMBI HEALTH CENTRE II	HC II	GOV	253333	506798	4,067,613		4,067,613
472	517	Kamuli District	BUGULUMBYA HEALTH CENTRE II	HC II	UPMB	253301	505164	4,874,377	394,704	4,479,673
473	517	Kamuli District	BUPADHENGU FLEP HUNIT	HC II	UPMB	253328	505165	4,874,377	394,704	4,479,673
474	517	Kamuli District	KISOZI HEALTH CENTRE	HC II	UPMB	253310	505163	6,850,976	394,704	6,456,272
475	517	Kamuli District	LUZINGA HEALTH UNIT	HC II	UPMB	253334	506806	4,874,377	394,704	4,479,673
476	517	Kamuli District	NAMINAGE HUNIT	HC II	UPMB	253318	505162	6,850,976	394,704	6,456,272
477	517	Kamuli District	NAMISAMBYA HEALTH UNIT	HC II	UPMB	253317	505166	4,874,377	394,704	4,479,673
	517	Kamuli District Total						951,218,118	19,460,750	931,757,369
478	518	Kamwenge District	RUKUNYU HEALTH CENTRE IV	Hospital	GOV	256131	506313	141,241,779		141,241,779
479	518	Kamwenge District	BIGODI HEALTH CENTRE III	HC III	GOV	253343	506315	13,896,157		13,896,157
480	518	Kamwenge District	BIGULI HEALTH CENTRE III	HC III	GOV	253339	506321	13,896,157		13,896,157
481	518	Kamwenge District	BUNOGA HEALTH CENTRE III	HC III	GOV	253345	506314	13,896,157		13,896,157
482	518	Kamwenge District	BWIZIHEALTH CENTRE III	HC III	GOV	253347	506316	13,896,157		13,896,157
483	518	Kamwenge District	KABAMBIRO HEALTH CENTRE II	HC III	GOV	253350	507256	10,771,483		10,771,483
484	518	Kamwenge District	KAMWENGE HEALTH CENTRE III	HC III	GOV	253356	506317	13,896,157		13,896,157
485	518	Kamwenge District	KYEMPANGO HC III	HC III	GOV	272485		13,896,157		13,896,157
486	518	Kamwenge District	RWAMWANJA HEALTH CENTRE III	HC III	GOV	253365	507254	13,896,157		13,896,157
487	518	Kamwenge District	PADRE PIO HEALTH UNIT	HC III	UCMB	253357	506333	7,621,728	1,093,262	6,528,465
488	518	Kamwenge District	KABUGA COU HEALTH UNIT	HC III	UPMB	253353	506332	7,621,496	1,093,262	6,528,233
489	518	Kamwenge District	KYABENDACOU HEALTH CENTRE	HC III	UPMB	253352	506334	7,621,496	1,093,262	6,528,233
490	518	Kamwenge District	BIHANGA HEALTH CENTRE II	HC II	GOV	253363	506322	5,385,741		5,385,741

S/N	Vote Code	District	Account Name	Level	Owner	PBS Cost Center ID	IFMIS ID	Annual Budget at facilities 2019/20	o/w Additional EMHS Credit line for PNFPs (at JMS)	Transfers to health facilities
491	518	Kamwenge District	BUSIRIBA HEALTH CENTRE II	HC II	GOV	253344	506324	5,385,741		5,385,741
492	518	Kamwenge District	KABINGO HEALTH CENTRE II	HC II	GOV	253364	506325	5,385,741		5,385,741
493	518	Kamwenge District	KIMULIKIDONGO HEALTH CENTRE II	HC II	GOV	253337	506327	5,385,741		5,385,741
494	518	Kamwenge District	KIYAGARA HEALTH CENTRE II	HC II	GOV	253351	506328	5,385,741		5,385,741
495	518	Kamwenge District	KIZIBA HEALTH CENTRE II	HC II	GOV	253354	505461	5,385,741		5,385,741
496	518	Kamwenge District	KYAKARAFI HEALTH CENTRE II	HC II	GOV	253346	506329	5,385,741		5,385,741
497	518	Kamwenge District	MAHANE HC II	HC II	GOV	272535		5,385,741		5,385,741
498	518	Kamwenge District	MAHEGA HC II	HC II	GOV	272534		5,385,741		5,385,741
499	518	Kamwenge District	MALERE HEALTH CENTRE II	HC II	GOV	253348	507258	5,385,741		5,385,741
500	518	Kamwenge District	NKONGORO HEALTH CENTRE II	HC II	GOV	253355	506330	5,385,741		5,385,741
501	518	Kamwenge District	NTENUNGI HC II	HC II	GOV	272533		5,385,741		5,385,741
502	518	Kamwenge District	NTONWA HEALTH CENTRE II	HC II	GOV	253349	506331	5,385,741		5,385,741
503	518	Kamwenge District	MABALE COU HEALTH UNIT	HC II	UPMB	253338	506336	4,761,542	546,631	4,214,910
	518	Kamwenge District Total						346,927,259	3,826,419	343,100,841
504	519	Kanungu District	KAMBUGA HOSPITAL AC	Hospital	GOV	253374	506444	185,858,255		185,858,255
505	519	Kanungu District	BWINDI COMMUNITY HOSPITAL	Hospital	UPMB	253370	507180	318,396,360	0	318,396,360
506	519	Kanungu District	KANUNGU HC IV	HC IV	GOV	253369	507170	32,379,305		32,379,305
507	519	Kanungu District	KIHIHI H/C IV	HC IV	GOV	256133	506413	32,379,305		32,379,305
508	519	Kanungu District	KANYANTOROGO HC III	HC III	GOV	253382	506416	9,371,096		9,371,096
509	519	Kanungu District	KATETE HC III	HC III	GOV	253379	507172	9,371,096		9,371,096
510	519	Kanungu District	KAYONZA HC III	HC III	GOV	253387	504204	9,371,096		9,371,096
511	519	Kanungu District	KIRIMA HC III	HC III	GOV	253398	506418	9,371,096		9,371,096
512	519	Kanungu District	MATANDA HC III	HC III	GOV	253395	507173	9,371,096		9,371,096

S/N	Vote Code	District	Account Name	Level	Owner	PBS Cost Center ID	IFMIS ID	Annual Budget at facilities 2019/20	o/w Additional EMHS Credit line for PNFPs (at JMS)	Transfers to health facilities
513	519	Kanungu District	MPUNGU HC III	HC III	GOV	253403	506415	9,371,096		9,371,096
514	519	Kanungu District	NYAMIRAMA HC III	HC III	GOV	253408	506417	9,371,096		9,371,096
515	519	Kanungu District	RUGYEYO HC III	HC III	GOV	253411	507171	9,371,096		9,371,096
516	519	Kanungu District	RUTENGA HC III	HC III	GOV	253414	506414	9,371,096		9,371,096
517	519	Kanungu District	MAKIRO HC III	HC III	UCMB	253418	506442	4,478,434	551,656	3,926,779
518	519	Kanungu District	NYAMWEGABIRA HC III	HC III	UCMB	253397	506441	4,478,434	551,656	3,926,779
519	519	Kanungu District	NYAKATARE HC III	HC III	UPMB	253407	506440	4,478,434	551,656	3,926,779
520	519	Kanungu District	BIHOMBORWAHC II	HC II	GOV	253392	506425	2,093,770		2,093,770
521	519	Kanungu District	BUGONGIHC II	HC II	GOV	253378	507175	2,093,770		2,093,770
522	519	Kanungu District	KAZURU HC II	HC II	GOV	253399	507174	2,093,770		2,093,770
523	519	Kanungu District	KIFUNJOHC II	HC II	GOV	253416	507177	2,093,770		2,093,770
524	519	Kanungu District	KINAABA HC II	HC II	GOV	253415	506423	2,093,770		2,093,770
525	519	Kanungu District	KIRINGAHC II	HC II	GOV	253380	506426	2,093,770		2,093,770
526	519	Kanungu District	MAFUGAHC II	HC II	GOV	253377	506427	2,093,770		2,093,770
527	519	Kanungu District	MAZZOLDIHC II	HC II	GOV	253417	506424	2,093,770		2,093,770
528	519	Kanungu District	MISHENYIHC II	HC II	GOV	253412	506419	2,093,770		2,093,770
529	519	Kanungu District	NTUNGAMOHC II	HC II	GOV	253373	506422	2,093,770		2,093,770
530	519	Kanungu District	NYARUTOJOHC II	HC II	GOV	253381	507176	2,093,770		2,093,770
531	519	Kanungu District	RUBIMBWAHC II	HC II	GOV	253401	506420	2,093,770		2,093,770
532	519	Kanungu District	SAMARIAHC II	HC II	GOV	253393	506421	2,093,770		2,093,770
533	519	Kanungu District	BUTOGOTA HC II	HC II	UCMB	253385	506431	2,861,031	275,828	2,585,203
534	519	Kanungu District	NYAKASHOZI HCII	HC II	UCMB	253406	507178	2,861,031	275,828	2,585,203
535	519	Kanungu District	BUGIRI HC II	HC II	UPMB	253384	506429	2,861,031	275,828	2,585,203
536	519	Kanungu District	BUKUNGA HC II	HC II	UPMB	253410	506438	2,861,031	275,828	2,585,203
537	519	Kanungu District	BUSHERE HC II	HC II	UPMB	253396	506430	2,861,031	275,828	2,585,203
538	519	Kanungu District	KANYASHOGYE HC II	HC II	UPMB	253404	506432	2,861,031	275,828	2,585,203
539	519	Kanungu District	KARANGARA HC II	HC II	UPMB	253389	548316	2,861,031	275,828	2,585,203
540	519	Kanungu District	KAZINGA HC II	HC II	UPMB	253394	506435	2,861,031	275,828	2,585,203
541	519	Kanungu District	KIBIMBIRI HC II	HC II	UPMB	253376	506436	2,861,031	275,828	2,585,203

S/N	Vote Code	District	Account Name	Level	Owner	PBS Cost Center ID	IFMIS ID	Annual Budget at facilities 2019/20	o/w Additional EMHS Credit line for PNFPs (at JMS)	Transfers to health facilities
542	519	Kanungu District	KIHEMBE HC II	HC II	UPMB	253383	506437	2,861,031	275,828	2,585,203
543	519	Kanungu District	KINAABA COU HC II	HC II	UPMB	253413	506439	2,861,031	275,828	2,585,203
544	519	Kanungu District	KITARIRO HC II	HC II	UPMB	253402	506428	2,861,031	275,828	2,585,203
545	519	Kanungu District	KYESHERO HC II	HC II	UPMB	253390	506433	2,861,031	275,828	2,585,203
546	519	Kanungu District	NYAKINONI HC II	HC II	UPMB	253405	507179	2,861,031	275,828	2,585,203
547	519	Kanungu District	RUSHAKA HC II	HC II	UPMB	253409	506434	2,861,031	275,828	2,585,203
	519	Kanungu District Total						736,922,867	5,792,385	731,130,482
548	520	Kapchorwa District	KAPCHORWA HOSPITAL OPERATION	Hospital	GOV	256137	506464	168,600,401		168,600,401
549	520	Kapchorwa District	CHEBONET HC III	HC III	GOV	253432	506455	10,612,311		10,612,311
550	520	Kapchorwa District	CHEMOSONG HC II	HC III	GOV	253419	506461	5,110,577		5,110,577
551	520	Kapchorwa District	CHEPTUYA HC III	HC III	GOV	253430	506457	10,612,311		10,612,311
552	520	Kapchorwa District	GAMOGO HC III	HC III	GOV	253425	506458	10,612,311		10,612,311
553	520	Kapchorwa District	KABEYWA HC III	HC III	GOV	253426	507186	10,612,311		10,612,311
554	520	Kapchorwa District	SIPI HC III	HC III	GOV	253434	506456	10,612,311		10,612,311
555	520	Kapchorwa District	TUMBOBOI HC III	HC III	GOV	253427	506459	5,110,577		5,110,577
556	520	Kapchorwa District	KASEREM HCIII	HC III	UPMB	253429	506463	2,277,134	115,852	2,161,283
557	520	Kapchorwa District	TUMBOBOI HC II	HC II	GOV	272584		2,555,289		2,555,289
558	520	Kapchorwa District	GAMATUI MISSION HCII	HC II	UCMB	253433	506465	1,515,342	57,926	1,457,416
	520	Kapchorwa District Total						238,230,874	173,777	238,057,097
559	521	Kasese District	Bwera Hospital	Hospital	GOV	256142	506601	489,746,510		489,746,510
560	521	Kasese District	Kilembe Hospital	Hospital	UCMB	256139	504667	303,826,046	65,167,413	238,658,633
561	521	Kasese District	Kagando Hospital Deleg Fund	Hospital	UPMB	256140	504725	303,826,046	92,260,254	211,565,792
562	521	Kasese District	Nyamirami HC IV	HC IV	GOV	256143	504723	57,265,393		57,265,393
563	521	Kasese District	Rwesande HC IV	HC IV	UPMB	256141	504666	8,323,792	628,114	7,695,677
564	521	Kasese District	St Pauls HC IV	HC IV	UPMB	256138	504668	8,323,792	628,114	7,695,677
565	521	Kasese District	Bugoye HC III	HC III	GOV	253451	504718	11,233,406		11,233,406
566	521	Kasese District	Hima Gov't HC III	HC III	GOV	253441	504720	11,233,406		11,233,406
567	521	Kasese District	Ihandiro HC II	HC III	GOV	253463	506615	4,375,388		4,375,388
568	521	Kasese District	Isule HC III	HC III	GOV	253496	504719	11,233,406		11,233,406
569	521	Kasese District	Kabatunda HC III	HC III	GOV	253484	504722	11,233,406		11,233,406
570	521	Kasese District	Kalibu HC III	HC III	GOV	253475	504717	11,233,406		11,233,406
571	521	Kasese District	Karambi HC III	HC III	GOV	253468	548297	11,233,406		11,233,406
572	521	Kasese District	Karusandara HC III	HC III	GOV	253471	506618	11,233,406		11,233,406

S/N	Vote Code	District	Account Name	Level	Owner	PBS Cost Center ID	IFMIS ID	Annual Budget at facilities 2019/20	o/w Additional EMHS Credit line for PNFPs (at JMS)	Transfers to health facilities
573	521	Kasese District	Katwe HC III	HC III	GOV	253473	506616	11,233,406		11,233,406
574	521	Kasese District	Kitholhu HC III	HC III	GOV	253481	504709	11,233,406		11,233,406
575	521	Kasese District	kitswamba HC III	HC III	GOV	253482	506620	11,233,406		11,233,406
576	521	Kasese District	Kyarumba Gov't HC III	HC III	GOV	253487	504713	11,233,406		11,233,406
577	521	Kasese District	Kyempara HC II	HC III	GOV	253465	504675	7,494,548		7,494,548
578	521	Kasese District	Kyondo HC III	HC III	GOV	253489	504714	11,233,406		11,233,406
579	521	Kasese District	Mahango HC III	HC III	GOV	253495	504715	11,233,406		11,233,406
580	521	Kasese District	Muhokya HC III	HC III	GOV	253503	504716	11,233,406		11,233,406
581	521	Kasese District	Mukathi HC III	HC III	GOV	253500	506619	11,233,406		11,233,406
582	521	Kasese District	Nyabirongo HC III	HC III	GOV	253478	506617	11,233,406		11,233,406
583	521	Kasese District	NYAKIMASA HC III	HC III	GOV	272442		10,829,993		10,829,993
584	521	Kasese District	Kasanga PHC HC III	HC III	UCMB	253457	504656	5,928,783	314,057	5,614,725
585	521	Kasese District	Kyarumba PHC HC III	HC III	UCMB	253485	504658	5,928,783	314,057	5,614,725
586	521	Kasese District	St Francis of AssisKitabu	HC III	UCMB	253449	504659	5,928,783	314,057	5,614,725
587	521	Kasese District	Buhaghura HC III	HC III	UPMB	253510	504662	5,928,783	314,057	5,614,725
588	521	Kasese District	Kanamba HC III	HC III	UPMB	253472	504661	5,928,783	314,057	5,614,725
589	521	Kasese District	Kinyamaseke HC III	HC III	UPMB	253506	504657	5,928,783	314,057	5,614,725
590	521	Kasese District	Maliba HC III	HC III	UPMB	253498	504664	5,928,783	314,057	5,614,725
591	521	Kasese District	Mushenene Dispensary	HC III	UPMB	253447	506600	5,928,783	314,057	5,614,725
592	521	Kasese District	Nyabugando HC III	HC III	UPMB	253470	504655	5,928,783	314,057	5,614,725
593	521	Kasese District	BikoneHC II	HC II	GOV	253438	504700	3,747,274		3,747,274
594	521	Kasese District	Bikunya HC II	HC II	GOV	253466	504674	3,747,274		3,747,274
595	521	Kasese District	Bubothyo HC II	HC II	GOV	253461	504711	3,747,274		3,747,274
596	521	Kasese District	BughalitsaHC II	HC II	GOV	253509	504688	3,747,274		3,747,274
597	521	Kasese District	BUGHENDERO HC II	HC II	GOV	272506		3,747,274		3,747,274
598	521	Kasese District	Buhuhira HC II	HC II	GOV	253483	504705	3,747,274		3,747,274
599	521	Kasese District	Buhungamuyagha HC II	HC II	GOV	253462	506602	3,747,274		3,747,274
600	521	Kasese District	Bukangara HC II	HC II	GOV	253440	504679	3,747,274		3,747,274
601	521	Kasese District	BUSUNGA HC II	HC II	GOV	272502		3,747,274		3,747,274
602	521	Kasese District	Buthale HC II	HC II	GOV	253494	504686	3,747,274		3,747,274
603	521	Kasese District	Bwesumbu HC II	HC II	GOV	253458	506612	3,747,274		3,747,274
604	521	Kasese District	Bwethe HC II	HC II	GOV	256833	504685	3,747,274		3,747,274
605	521	Kasese District	Hamukungu HC II	HC II	GOV	253490	504681	3,747,274		3,747,274
606	521	Kasese District	IBANDA HC II	HC II	GOV	253450	504696	3,747,274		3,747,274
607	521	Kasese District	Ibuga prison HC II	HC II	GOV	256836	504703	3,747,274		3,747,274
608	521	Kasese District	Ibuga Refugee HC II	HC II	GOV	253442	504702	3,747,274		3,747,274
609	521	Kasese District	Kabingo HC II	HC II	GOV	253504	506605	3,747,274		3,747,274

S/N	Vote Code	District	Account Name	Level	Owner	PBS Cost Center ID	IFMIS ID	Annual Budget at facilities 2019/20	o/w Additional EMHS Credit line for PNFPs (at JMS)	Transfers to health facilities
610	521	Kasese District	Kabirizi upperHC II	HC II	GOV	253486	504684	3,747,274		3,747,274
611	521	Kasese District	KabiriziKatweHC II	HC II	GOV	256832	504683	3,747,274		3,747,274
612	521	Kasese District	Kahendero HC II	HC II	GOV	256834	504687	3,747,274		3,747,274
613	521	Kasese District	Kahokya HC II	HC II	GOV	253491	504682	3,747,274		3,747,274
614	521	Kasese District	Kamasasa HC II	HC II	GOV	253467	506603	3,747,274		3,747,274
615	521	Kasese District	Kamakumbi HC II	HC II	GOV	256831	504676	3,747,274		3,747,274
616	521	Kasese District	Kanyatsi HC II	HC II	GOV	253479	504671	3,747,274		3,747,274
617	521	Kasese District	Kasangali HC II	HC II	GOV	253459	504704	3,747,274		3,747,274
618	521	Kasese District	Kasenyi HC II	HC II	GOV	253492	504680	3,747,274		3,747,274
619	521	Kasese District	katholhu HC II	HC II	GOV	253507	504677	3,747,274		3,747,274
620	521	Kasese District	Katooke Health Unit	HC II	GOV	253452	504691	3,747,274		3,747,274
621	521	Kasese District	Katunguru HC II	HC II	GOV	253493	506606	3,747,274		3,747,274
622	521	Kasese District	Kayanzi HC II	HC II	GOV	256900	506604	3,747,274		3,747,274
623	521	Kasese District	Kibiri HC II	HC II	GOV	253453	506609	3,747,274		3,747,274
624	521	Kasese District	Kibirizi HC II	HC II	GOV	253454	504695	3,747,274		3,747,274
625	521	Kasese District	Kiburara HC II	HC II	GOV	253477	506608	3,747,274		3,747,274
626	521	Kasese District	Kigoro HC II	HC II	GOV	256901	506610	3,747,274		3,747,274
627	521	Kasese District	Kihyo HC II	HC II	GOV	253497	504698	3,747,274		3,747,274
628	521	Kasese District	Kikyo HC II	HC II	GOV	253464	504672	3,747,274		3,747,274
629	521	Kasese District	Kiraro HC II	HC II	GOV	253480	504710	3,747,274		3,747,274
630	521	Kasese District	Kisamba HC II	HC II	GOV	253455	504694	3,747,274		3,747,274
631	521	Kasese District	Kisolholho HC II	HC II	GOV	253469	504673	3,747,274		3,747,274
632	521	Kasese District	Maghoma HC II	HC II	GOV	253456	504693	3,747,274		3,747,274
633	521	Kasese District	Mbunga HC II	HC II	GOV	253476	504690	3,747,274		3,747,274
634	521	Kasese District	Mubuku Kisojo HC II	HC II	GOV	253499	504701	3,747,274		3,747,274
635	521	Kasese District	Mubuku prison HC II	HC II	GOV	256835	504699	3,747,274		3,747,274
636	521	Kasese District	Muhindi HC II	HC II	GOV	253508	504678	3,747,274		3,747,274
637	521	Kasese District	MUNKUNYU HC II	HC II	GOV	272503		3,747,274		3,747,274
638	521	Kasese District	Mweya HC II	HC II	GOV	253474	506607	3,747,274		3,747,274
639	521	Kasese District	Nkoko HC II	HC II	GOV	253460	506611	3,747,274		3,747,274
640	521	Kasese District	Nyakabingo HC	HC II	GOV	253511	504689	3,747,274		3,747,274
641	521	Kasese District	NYAKATONZI HC II	HC II	GOV	272505		3,747,274		3,747,274
642	521	Kasese District	Nyangonge HC II	HC II	GOV	253501	504692	3,747,274		3,747,274
643	521	Kasese District	Nyangorong HC II	HC II	GOV	253502	504697	3,747,274		3,747,274
644	521	Kasese District	Railway HC II	HC II	GOV	272504		3,747,274		3,747,274
645	521	Kasese District	Kyanya SDA HC II	HC II	UPMB	253445	504665	1,873,637	157,029	1,716,608
	521	Kasese District Total						1,623,836,917	161,667,439	1,462,169,478

S/N	Vote Code	District	Account Name	Level	Owner	PBS Cost Center ID	IFMIS ID	Annual Budget at facilities 2019/20	o/w Additional EMHS Credit line for PNFPs (at JMS)	Transfers to health facilities
646	522	Katakwi District	KATAKWI DISTRICT HOSPITAL	Hospital	GOV	256144	505928	140,273,727		140,273,727
647	522	Katakwi District	TOROMA HEALTH CENTRE 3	HC IV	GOV	256145	506906	21,828,642		21,828,642
648	522	Katakwi District	TOROMA HC IV	HC IV	UCMB	253513	506909	6,979,617	365,829	6,613,788
649	522	Katakwi District	AKETA HC III	HC III	GOV	253526	506905	10,793,245		10,793,245
650	522	Katakwi District	ALIAKAMER HC II	HC III	GOV	253518	505919	7,258,188		7,258,188
651	522	Katakwi District	KAPUJAN HC III	HC III	GOV	253517	505916	10,793,245		10,793,245
652	522	Katakwi District	MAGORO HC III	HC III	GOV	253521	506903	10,793,245		10,793,245
653	522	Katakwi District	NGARIAM HC III	HC III	GOV	253523	505920	10,793,245		10,793,245
654	522	Katakwi District	USUK HC III	HC III	UCMB	253514	505929	6,613,788	182,914	6,430,873
655	522	Katakwi District	AAKUM HC II	HC II	GOV	253532	506907	4,028,908		4,028,908
656	522	Katakwi District	AKOBOI HC II	HC II	GOV	253519	548331	4,028,908		4,028,908
657	522	Katakwi District	AKURAO HC II	HC II	GOV	253531	505925	3,629,094		3,629,094
658	522	Katakwi District	BISINA HC II	HC II	GOV	253522	506904	4,028,908		4,028,908
659	522	Katakwi District	DAMASIKO HC II	HC II	GOV	253515	506902	3,629,094		3,629,094
660	522	Katakwi District	KOKORIO HC II	HC II	GOV	253516	505917	3,629,094		3,629,094
661	522	Katakwi District	KORITOK HC II	HC II	GOV	253533	505927	3,629,094		3,629,094
662	522	Katakwi District	OKOCHO HC II	HC II	GOV	253527	505923	4,028,908		4,028,908
663	522	Katakwi District	OLILIM HC II	HC II	GOV	253529	505922	3,629,094		3,629,094
664	522	Katakwi District	OMODOI HC II	HC II	GOV	253525	505926	4,028,908		4,028,908
665	522	Katakwi District	ONGONGOJA HC II	HC II	GOV	253528	505924	4,028,908		4,028,908
666	522	Katakwi District	Opeta HC II	HC II	GOV	253512	548233	3,629,094		3,629,094
667	522	Katakwi District	PALAM HC II	HC II	GOV	253530	505921	3,629,094		3,629,094
668	522	Katakwi District	KATAKWI COU HC II	HC II	UPMB	253520	505930	4,357,506	91,457	4,266,049
669	522	Katakwi District	NGARIAM COU HC II	HC II	UPMB	253524	506908	4,357,506	91,457	4,266,049
	522	Katakwi District Total						284,419,060	731,658	283,687,402
670	523	Kayunga District	KAYUNGA DISTRICT HOSPITAL	Hospital	GOV	256148	507129	226,722,366		226,722,366
671	523	Kayunga District	BBAALE HC IV	HC IV	GOV	256146	504826	36,575,256		36,575,256
672	523	Kayunga District	KANGULUMIRA HC IV	HC IV	GOV	256147	504822	35,672,766		35,672,766
673	523	Kayunga District	BUKAMBA HC II	HC III	GOV	253549	504814	12,196,702		12,196,702
674	523	Kayunga District	BUSAANA HC III	HC III	GOV	253536	504825	16,556,886		16,556,886
675	523	Kayunga District	GALIRAYA HC III	HC III	GOV	253539	507133	16,556,886		16,556,886
676	523	Kayunga District	KAWONGO HC III	HC III	GOV	253541	504821	16,556,886		16,556,886
677	523	Kayunga District	LUGASA HC III	HC III	GOV	253543	507131	16,556,886		16,556,886
678	523	Kayunga District	NAZIGO HC III	HC III	GOV	253551	504817	16,556,886		16,556,886

S/N	Vote Code	District	Account Name	Level	Owner	PBS Cost Center ID	IFMIS ID	Annual Budget at facilities 2019/20	o/w Additional EMHS Credit line for PNFPs (at JMS)	Transfers to health facilities
679	523	Kayunga District	NKOKONJERU HC III	HC III	GOV	253552	507130	16,556,886		16,556,886
680	523	Kayunga District	NTENJERU HC III	HC III	GOV	253547	504823	16,556,886		16,556,886
681	523	Kayunga District	WABWOKO HC III	HC III	GOV	253554	504816	16,556,886		16,556,886
682	523	Kayunga District	BULAWULA HC II	HC II	GOV	253553	504815	6,098,351		6,098,351
683	523	Kayunga District	BUSAALE HC II	HC II	GOV	253535	507132	6,098,351		6,098,351
684	523	Kayunga District	BUYOBE HC II	HC II	GOV	253546	504820	6,098,351		6,098,351
685	523	Kayunga District	KAKIKA HC II	HC II	GOV	253545	504824	6,098,351		6,098,351
686	523	Kayunga District	KASOKWE HC II	HC II	GOV	253540	504827	6,098,351		6,098,351
687	523	Kayunga District	NAKATOVU HC II	HC II	GOV	253537	504813	6,098,351		6,098,351
688	523	Kayunga District	NAKYESA HC II	HC II	GOV	253544	504818	6,098,351		6,098,351
689	523	Kayunga District	NAMUSAALA HC II	HC II	GOV	253538	548312	6,098,351		6,098,351
690	523	Kayunga District	KANGULUMIRA MISSION HEALTH CEN	HC II	UCMB	253542	504830	4,613,136	435,659	4,177,477
691	523	Kayunga District	NAMAGABI KAYUNGA DISPENSARY	HC II	UCMB	253548	504829	4,613,136	435,659	4,177,477
692	523	Kayunga District	NAZIGO MISSION DISPENSARYMATER	HC II	UCMB	253550	504828	4,613,136	435,659	4,177,477
	523	Kayunga District Total						506,248,396	1,306,976	504,941,420
693	524	Kibaale District	KIBAALE HU	HC IV	GOV	256153	506813	53,348,192		53,348,192
694	524	Kibaale District	KYEBANDO HU	HC III	GOV	253573	505194	19,498,067		19,498,067
695	524	Kibaale District	MAISUKA HC III	HC III	GOV	272487		19,498,067		19,498,067
696	524	Kibaale District	MATALE HC II	HC III	GOV	253579	506815	16,632,213		16,632,213
697	524	Kibaale District	MUGARAMA HU	HC III	GOV	253582	505196	19,498,067		19,498,067
698	524	Kibaale District	NYAMARWA HU	HC III	GOV	253592	505197	19,498,067		19,498,067
699	524	Kibaale District	ST LUKE BUJUNI HCIII	HC III	UCMB	253565	506809	8,265,836	2,159,283	6,106,553
700	524	Kibaale District	ST DENIS NSONGA HC II	HC II	UCMB	253578	505172	4,264,494	1,079,641	3,184,852
	524	Kibaale District Total						160,503,004	3,238,924	157,264,079
701	525	Kiboga District	KIBOGA HOSPITAL	Hospital	GOV	256155	506822	162,657,334		162,657,334
702	525	Kiboga District	BUKOMERO HCENTRE IV	HC IV	GOV	256154	505210	32,447,021		32,447,021
703	525	Kiboga District	BULAGA HEALTH CENTRE II	HC III	GOV	253607	505217	5,743,498		5,743,498
704	525	Kiboga District	KAMBUGU HEALTH CENTRE III	HC III	GOV	253605	505211	9,536,361		9,536,361
705	525	Kiboga District	KATWE HEALTH CENTRE III	HC III	GOV	253599	505216	9,536,361		9,536,361

S/N	Vote Code	District	Account Name	Level	Owner	PBS Cost Center ID	IFMIS ID	Annual Budget at facilities 2019/20	o/w Additional EMHS Credit line for PNFPs (at JMS)	Transfers to health facilities
706	525	Kiboga District	KYANAMUYONJO HEALTH CENTRE III	HC III	GOV	253597	505215	9,536,361		9,536,361
707	525	Kiboga District	IWAMATA HEALTH CENTRE III	HC III	GOV	253609	505214	9,536,361		9,536,361
708	525	Kiboga District	MUWANGA HEALTH CENTRE III	HC III	GOV	253611	505213	9,536,361		9,536,361
709	525	Kiboga District	NYAMIRINGA HEALTH CENTRE III	HC III	GOV	253603	505212	9,536,361		9,536,361
710	525	Kiboga District	NABWENDO DISPENSARY	HC III	UPMB	253612	505225	10,509,268	735,875	9,773,394
711	525	Kiboga District	EPICENTRE HEALTH CENTRE II	HC II	GOV	253594	505221	2,871,749		2,871,749
712	525	Kiboga District	KACHWANGUZI HEALTH CENTRE II	HC II	GOV	253602	505222	2,871,749		2,871,749
713	525	Kiboga District	KATALAMA HEALTH CENTRE II	HC II	GOV	253600	505223	2,871,749		2,871,749
714	525	Kiboga District	KIKWATAMBOGO HEALTH CENTRE II	HC II	GOV	253604	506820	2,871,749		2,871,749
715	525	Kiboga District	KYEKUMBYA HEALTH CENTRE II	HC II	GOV	253608	506821	2,871,749		2,871,749
716	525	Kiboga District	KYOMYA HEALTH CENTRE II	HC II	GOV	253595	55035	2,871,749		2,871,749
717	525	Kiboga District	MUYENJE HEALTH CENTRE II	HC II	GOV	253601	505218	2,871,749		2,871,749
718	525	Kiboga District	MWEZI HEALTH CENTRE II	HC II	GOV	253598	505220	2,871,749		2,871,749
719	525	Kiboga District	NAKASOZI HEALTH CENTRE II	HC II	GOV	253613	506819	2,871,749		2,871,749
720	525	Kiboga District	NSALA HEALTH CENTRE II	HC II	GOV	253610	505219	2,871,749		2,871,749
721	525	Kiboga District	SEETA HEALTH CENTRE II	HC II	GOV	253596	505224	2,871,749		2,871,749
722	525	Kiboga District	BAMUSUUTA HEALTH CENTRE II	HC II	UPMB	253606	505226	3,748,887	367,937	3,380,950
	525	Kiboga District Total						303,913,417	1,103,812	302,809,605
723	526	Kisoro District	KISORO hospital	Hospital	GOV	256158	505673	221,651,281		221,651,281
724	526	Kisoro District	Mutorele hospital PHC	Hospital	UCMB	256160	505674	147,767,521	15,595,307	132,172,214

S/N	Vote Code	District	Account Name	Level	Owner	PBS Cost Center ID	IFMIS ID	Annual Budget at facilities 2019/20	o/w Additional EMHS Credit line for PNFPs (at JMS)	Transfers to health facilities
725	526	Kisoro District	Busanza HC IV	HC IV	GOV	256156	505648	34,449,238		34,449,238
726	526	Kisoro District	Chahafi HC IV	HC IV	GOV	256159	505649	34,449,238		34,449,238
727	526	Kisoro District	Rubuguri HC IV	HC IV	GOV	256157	507021	34,449,238		34,449,238
728	526	Kisoro District	Buhozi HC III	HC III	GOV	253614	505661	8,814,473		8,814,473
729	526	Kisoro District	Bukimbiri HC III	HC III	GOV	253648	505653	8,814,473		8,814,473
730	526	Kisoro District	Chibumba HC II	HC III	GOV	253635	507025	5,518,141		5,518,141
731	526	Kisoro District	Gasovu HC III	HC III	GOV	253638	505656	8,814,473		8,814,473
732	526	Kisoro District	Gateriteri HC III	HC III	GOV	253618	505660	8,814,473		8,814,473
733	526	Kisoro District	Iremera HC III	HC III	GOV	253620	505654	8,814,473		8,814,473
734	526	Kisoro District	Kagano HC III	HC III	GOV	253627	505652	8,814,473		8,814,473
735	526	Kisoro District	Kagezi HC III	HC III	GOV	253626	505659	8,814,473		8,814,473
736	526	Kisoro District	Muramba HC III	HC III	GOV	253633	507022	8,814,473		8,814,473
737	526	Kisoro District	Nteko HC III	HC III	GOV	253636	505655	8,814,473		8,814,473
738	526	Kisoro District	Nyabihuniko HC III	HC III	GOV	253624	505651	8,814,473		8,814,473
739	526	Kisoro District	Nyakinama HC III	HC III	GOV	253642	505658	8,814,473		8,814,473
740	526	Kisoro District	Nyarubuye HC III	HC III	GOV	253644	505657	8,814,473		8,814,473
741	526	Kisoro District	Nyarusiza HC III	HC III	GOV	253645	505650	8,814,473		8,814,473
742	526	Kisoro District	RWINGWE HC III	HC III	GOV	272488		8,814,473		8,814,473
743	526	Kisoro District	Clare Nsenga Centre II	HC III	PARTNERSHIP	253625	505676	5,538,998	2,769,499	2,769,499
744	526	Kisoro District	Kinaira Subdispensary	HC III	UCMB	253623	507028	7,621,634	287,410	7,334,223
745	526	Kisoro District	Rutaka Health Centre	HC III	UPMB	253629	505675	8,862,678	907,932	7,954,745
746	526	Kisoro District	Bunagana HC II	HC II	GOV	253631	507023	2,759,070		2,759,070
747	526	Kisoro District	Busengo HC II	HC II	GOV	253643	505664	2,759,070		2,759,070
748	526	Kisoro District	Chihe HC II	HC II	GOV	253641	505663	2,759,070		2,759,070
749	526	Kisoro District	Gapfurizo HC II	HC II	GOV	253646	507024	2,759,070		2,759,070
750	526	Kisoro District	Gasovu HC II	HC II	GOV	253637	507027	2,759,070		2,759,070
751	526	Kisoro District	Gisozi HC II	HC II	GOV	253632	505662	2,759,070		2,759,070
752	526	Kisoro District	Gitovu HC II	HC II	GOV	253615	505672	2,759,070		2,759,070
753	526	Kisoro District	Ikamiro HC II	HC II	GOV	253616	548322	2,759,070		2,759,070

S/N	Vote Code	District	Account Name	Level	Owner	PBS Cost Center ID	IFMIS ID	Annual Budget at facilities 2019/20	o/w Additional EMHS Credit line for PNFPs (at JMS)	Transfers to health facilities
754	526	Kisoro District	Kagunga HC II	HC II	GOV	253621	505665	2,759,070		2,759,070
755	526	Kisoro District	Kalehe HC II	HC II	GOV	253628	505668	2,759,070		2,759,070
756	526	Kisoro District	Maganza HC II	HC II	GOV	253617	505671	2,759,070		2,759,070
757	526	Kisoro District	Maregamo HC II	HC II	GOV	253634	505670	2,759,070		2,759,070
758	526	Kisoro District	Mburabuturo HC II	HC II	GOV	253640	505667	2,759,070		2,759,070
759	526	Kisoro District	Mulehe	HC II	GOV	253647	505669	2,759,070		2,759,070
760	526	Kisoro District	Nyakabande HC II	HC II	GOV	253639	505666	2,759,070		2,759,070
761	526	Kisoro District	Nyamatsinda	HC II	GOV	253619	507026	2,759,070		2,759,070
	526	Kisoro District Total						667,855,708	19,560,149	648,295,559
762	527	Kitgum District	KITGUM GOVERNMENT HOSPITAL	Hospital	GOV	256163	506264	288,736,187		288,736,187
763	527	Kitgum District	ST JOSEPH HOSPITAL	Hospital	UCMB	256162	506265	201,671,820	0	201,671,820
764	527	Kitgum District	NAMOKORA HEALTH CENTRE IV	HC IV	GOV	256161	506263	69,340,544		69,340,544
765	527	Kitgum District	AKUNA LABER HEALTH CENTRE III	HC III	GOV	253661	506260	7,777,164		7,777,164
766	527	Kitgum District	KITGUM MATIDI HEALTH CENTRE II	HC III	GOV	253657	506259	7,777,164		7,777,164
767	527	Kitgum District	LOBOROM HEALTH CENTRE III	HC III	GOV	253663	507238	7,777,164		7,777,164
768	527	Kitgum District	MUCWINI HEALTH CENTRE III	HC III	GOV	253664	507237	7,777,164		7,777,164
769	527	Kitgum District	OKIDI HEALTH CENTRE III	HC III	GOV	253654	506262	7,777,164		7,777,164
770	527	Kitgum District	OMIYA ANYIMA HEALTH CENTRE III	HC III	GOV	253666	506258	7,777,164		7,777,164
771	527	Kitgum District	OROM HEALTH CENTRE III	HC III	GOV	253668	506257	7,777,164		7,777,164
772	527	Kitgum District	PAJIMO HEALTH CENTRE III	HC III	GOV	253651	506261	7,777,164		7,777,164
773	527	Kitgum District	AKILOK HEALTH CENTRE II	HC II	GOV	253667	506249	2,214,344		2,214,344
774	527	Kitgum District	AKURUMOR HC II	HC II	GOV	272570		2,214,344		2,214,344
775	527	Kitgum District	GWENGCOO HEALTH CENTRE II	HC II	GOV	253653	506252	2,214,344		2,214,344

S/N	Vote Code	District	Account Name	Level	Owner	PBS Cost Center ID	IFMIS ID	Annual Budget at facilities 2019/20	o/w Additional EMHS Credit line for PNFPs (at JMS)	Transfers to health facilities
776	527	Kitgum District	LAGOT HEALTH CENTRE II	HC II	GOV	253665	506253	2,214,344		2,214,344
777	527	Kitgum District	LAKWOR HC II	HC II	GOV	272585		2,214,344		2,214,344
778	527	Kitgum District	LALEKAN HC II	HC II	GOV	272571		2,214,344		2,214,344
779	527	Kitgum District	LUKWOR HEALTH CENTRE II	HC II	GOV	253655	506251	2,214,344		2,214,344
780	527	Kitgum District	OBYEN HEALTH CENTRE II	HC II	GOV	253660	506250	2,214,344		2,214,344
781	527	Kitgum District	ORYANG KULUKWAC HEALTH CENTRE	HC II	GOV	253659	506255	2,214,344		2,214,344
782	527	Kitgum District	PAWIDI HC II	HC II	GOV	272569		2,214,344		2,214,344
783	527	Kitgum District	PUDO HEALTH CENTRE II	HC II	GOV	253650	506254	2,214,344		2,214,344
784	527	Kitgum District	TAMANGU HC II	HC II	GOV	272572		2,214,344		2,214,344
	527	Kitgum District Total						648,537,996	0	648,537,996
785	528	Kotido District	KACHERI HEALTH CENTRE III	HC III	GOV	253669	504861	23,009,906		23,009,906
786	528	Kotido District	LOKITAELEBU HEALTH CENTRE III	HC III	GOV	253673	504862	23,009,906		23,009,906
787	528	Kotido District	NAKAPELIMORU HEALTH CENTRE III	HC III	GOV	253677	506765	23,009,906		23,009,906
788	528	Kotido District	PANYANGARA HEALTH CENTRE III	HC III	GOV	253681	504863	23,009,906		23,009,906
789	528	Kotido District	RENGEN HEALTH CENTRE III	HC III	GOV	253684	504864	23,009,906		23,009,906
790	528	Kotido District	APALOPAMA HC II	HC II	GOV	272462		8,495,853		8,495,853
791	528	Kotido District	APAPLOPUS HC II	HC II	GOV	272464		8,495,853		8,495,853
792	528	Kotido District	LOKOROK HC II	HC II	GOV	272463		8,495,853		8,495,853
	528	Kotido District Total						140,537,091	0	140,537,091
793	529	Kumi District	MED SUP ATUTUR HOSPITAL	Hospital	GOV	256165	506164	172,517,707		172,517,707
794	529	Kumi District	KUMI LEPROSY DELEGATED FUND	Hospital	UPMB	256167	506165	144,841,531	0	144,841,531
795	529	Kumi District	KAMACHA HEALTH CENTRE III	HC III	GOV	253688	506153	15,762,716		15,762,716
796	529	Kumi District	KANYUM HC III PHC FUND	HC III	GOV	253689	506151	15,762,716		15,762,716

S/N	Vote Code	District	Account Name	Level	Owner	PBS Cost Center ID	IFMIS ID	Annual Budget at facilities 2019/20	o/w Additional EMHS Credit line for PNFPs (at JMS)	Transfers to health facilities
797	529	Kumi District	MUKONGORO HEALTH CENTRE III	HC III	GOV	253696	507155	15,762,716		15,762,716
798	529	Kumi District	NYERO HC III	HC III	GOV	253699	506152	15,762,716		15,762,716
799	529	Kumi District	OMATENGA HEALTH ENTREC II	HC III	GOV	253692	506155	15,762,716		15,762,716
800	529	Kumi District	ONGINO HEALTH CENTRE III	HC III	GOV	253702	506154	15,762,716		15,762,716
801	529	Kumi District	AGARIA HEALTH CENTRE II	HC II	GOV	253694	506157	6,224,918		6,224,918
802	529	Kumi District	AGURUT HC II	HC II	GOV	253698	506156	6,224,918		6,224,918
803	529	Kumi District	AKIDE HC II	HC II	GOV	253701	506158	6,224,918		6,224,918
804	529	Kumi District	KAKURESHEALTH CENTRE II	HC II	GOV	253695	506159	6,224,918		6,224,918
805	529	Kumi District	OSEERA HC II	HC II	GOV	272509		6,224,918		6,224,918
806	529	Kumi District	KANAPA HEALTH UNIT (COU)	HC II	UPMB	253700	551189	3,921,844	598,723	3,323,121
807	529	Kumi District	KANYUM NGO UNIT	HC II	UPMB	253691	506163	3,921,844	598,723	3,323,121
808	529	Kumi District	MUKONGORO NGO UNIT	HC II	UPMB	253693	506162	3,921,844	598,723	3,323,121
809	529	Kumi District	NYERO NGO UNIT	HC II	UPMB	253697	506161	3,921,844	598,723	3,323,121
	529	Kumi District Total						458,747,497	2,394,890	456,352,606
810	530	Kyenjojo District	KYENJOJO DISTRICT HOSPITAL AC	Hospital	GOV	256169	505238	262,419,511		262,419,511
811	530	Kyenjojo District	KYARUSOZI HEALTH SUB DISTRICT	HC IV	GOV	256168	505237	45,340,910		45,340,910
812	530	Kyenjojo District	BUFUNJO SC MEDICAL AC	HC III	GOV	253714	505242	21,862,824		21,862,824
813	530	Kyenjojo District	BUTHITI HEALTH CENTRE 111	HC III	GOV	253713	505243	21,862,824		21,862,824
814	530	Kyenjojo District	BUTUNDUZI HEALTH CENTRE III	HC III	GOV	253706	505250	21,862,824		21,862,824
815	530	Kyenjojo District	KATOOKE HEALTHY CENTRE 3	HC III	GOV	253720	505241	21,862,824		21,862,824
816	530	Kyenjojo District	KIGARAALE HEALTH CENTRE III	HC III	GOV	253721	505244	21,862,824		21,862,824
817	530	Kyenjojo District	KISOJO HEALTH CENTRE III	HC III	GOV	253722	505245	21,862,824		21,862,824
818	530	Kyenjojo District	KYAKARAMATA HC III	HC III	GOV	272443		21,862,824		21,862,824

S/N	Vote Code	District	Account Name	Level	Owner	PBS Cost Center ID	IFMIS ID	Annual Budget at facilities 2019/20	o/w Additional EMHS Credit line for PNFPs (at JMS)	Transfers to health facilities
819	530	Kyenjojo District	MYERI HEALTH CENTRE 11	HC III	GOV	253719	505248	16,448,313		16,448,313
820	530	Kyenjojo District	NYAMABUGA HEALTH CENTRE 3	HC III	GOV	253718	505239	21,862,824		21,862,824
821	530	Kyenjojo District	NYANKWANZI SUBCOUNTY HEALTH UN	HC III	GOV	253727	505240	21,862,824		21,862,824
822	530	Kyenjojo District	KYAKATARA HEALTH CENTRE	HC III	UCMB	253716	505255	5,799,980	1,680,540	4,119,440
823	530	Kyenjojo District	KYEMBOGO HOLY CROSS H UNIT	HC III	UCMB	253723	506829	5,799,980	1,680,540	4,119,440
824	530	Kyenjojo District	KIGOYERA HEALTH CENTRE 2 AC	HC II	GOV	253724	506827	8,224,156		8,224,156
825	530	Kyenjojo District	KYANKARAMATA HEALTH CENTRE II	HC II	GOV	253708	505249	8,224,156		8,224,156
826	530	Kyenjojo District	MBALE HEALTH UNIT	HC II	GOV	253725	505246	8,224,156		8,224,156
827	530	Kyenjojo District	NYAKARONGO HEALTH CENTRE 2	HC II	GOV	253726	505247	8,224,156		8,224,156
828	530	Kyenjojo District	RWAITENGYA HEALTH CENTRE II	HC II	GOV	253709	506828	8,224,156		8,224,156
829	530	Kyenjojo District	KAIHURA HEALTH CENTRE	HC II	UCMB	256858	505254	4,729,163	840,270	3,888,893
830	530	Kyenjojo District	RWIBALE DISPENSARY	HC II	UCMB	253710	506830	5,455,106	840,270	4,614,835
831	530	Kyenjojo District	ST ADOLF HEALTH UNIT	HC II	UCMB	253712	505251	5,468,853	840,270	4,628,582
832	530	Kyenjojo District	ST MARTIN HEALTH UNIT	HC II	UCMB	256857	505253	5,455,106	840,270	4,614,835
833	530	Kyenjojo District	KAGOROHORO SDA H UNIT	HC II	UPMB	253715	505256	4,729,163	840,270	3,888,893
	530	Kyenjojo District Total						599,532,284	7,562,432	591,969,852
834	531	Lira District	AMACH IV	HC IV	GOV	256172	544240	40,563,977		40,563,977
835	531	Lira District	OGUR IV	HC IV	GOV	256170	544250	40,563,977		40,563,977
836	531	Lira District	ABALA II	HC III	GOV	253749	544253	11,033,745		11,033,745
837	531	Lira District	AGALI III	HC III	GOV	253742	544241	14,942,733		14,942,733
838	531	Lira District	ANYANGATIR HEALTH CENTRE II	HC III	GOV	253738	53565	17,573,832		17,573,832
839	531	Lira District	AROMO III	HC III	GOV	253744	544251	14,942,725		14,942,725
840	531	Lira District	BAR -APWO III	HC III	GOV	253731	544252	14,942,733		14,942,733

S/N	Vote Code	District	Account Name	Level	Owner	PBS Cost Center ID	IFMIS ID	Annual Budget at facilities 2019/20	o/w Additional EMHS Credit line for PNFPs (at JMS)	Transfers to health facilities
841	531	Lira District	BARR III	HC III	GOV	253732	544244	14,942,733		14,942,733
842	531	Lira District	ONGICA III	HC III	GOV	253741	544243	14,942,733		14,942,733
843	531	Lira District	Ngetta Dispensary	HC III	UCMB	253739	7449	6,561,929	1,123,414	5,438,515
844	531	Lira District	Amuca SDA Dispensary	HC III	UPMB	253748	7642	6,459,364	1,123,414	5,335,949
845	531	Lira District	BOROBORO DISPENSARY	HC III	UPMB	253740	7448	6,459,364	1,123,414	5,335,949
846	531	Lira District	ABUNGA II	HC II	GOV	253746	544247	5,921,062		5,921,062
847	531	Lira District	AKANGI HEALTH CENTRE II	HC II	GOV	253750	544256	5,921,062		5,921,062
848	531	Lira District	ALIK II	HC II	GOV	253730	544245	5,921,062		5,921,062
849	531	Lira District	APUCE II	HC II	GOV	253743	544254	5,921,062		5,921,062
850	531	Lira District	ONYWAKO II	HC II	GOV	253747	544248	5,921,062		5,921,062
851	531	Lira District	WALELA II	HC II	GOV	253745	544255	5,921,062		5,921,062
852	531	Lira District	ST. FRANCIS DISPENSARY	HC II	UCMB	253737	7443	5,438,515	561,707	4,876,808
	531	Lira District Total						244,894,733	3,931,950	240,962,782
853	532	Luwero District	LUWERO HEALTH CENTRE IV	Hospital	GOV	256176	506028	334,738,956		334,738,956
854	532	Luwero District	BISHOP CAESAR ASILI MEMORIAL H	Hospital	UCMB	256175	506054	143,459,553	66,409,226	77,050,326
855	532	Luwero District	KALAGALA HEALTH CENTRE IV	HC IV	GOV	256173	506018	26,102,674		26,102,674
856	532	Luwero District	NYIMBWA SC HEALTH CENTRE IV	HC IV	GOV	256174	506038	25,195,134		25,195,134
857	532	Luwero District	BAMUNANIKA HEALTH CENTRE III	HC III	GOV	253751	506019	10,892,430		10,892,430
858	532	Luwero District	BOMBO HEALTH CENTRE III	HC III	GOV	253752	506042	10,892,430		10,892,430
859	532	Luwero District	BOWA HEALTH CENTRE III	HC III	GOV	253753	506039	10,892,430		10,892,430
860	532	Luwero District	BUKALASA HEALTH CENTRE III	HC III	GOV	253755	506043	10,892,430		10,892,430
861	532	Luwero District	BUTUNTUMULA HEALTH CENTRE III	HC III	GOV	253787	506030	10,892,430		10,892,430
862	532	Luwero District	KAMIRA HEALTH CENTRE III	HC III	GOV	253760	506021	10,892,430		10,892,430

S/N	Vote Code	District	Account Name	Level	Owner	PBS Cost Center ID	IFMIS ID	Annual Budget at facilities 2019/20	o/w Additional EMHS Credit line for PNFPs (at JMS)	Transfers to health facilities
863	532	Luwero District	KASOZI HEALTH CENTRE III	HC III	GOV	253762	506046	10,892,430		10,892,430
864	532	Luwero District	KATIKAMU HEALTH CENTRE III	HC III	GOV	253763	507275	10,892,430		10,892,430
865	532	Luwero District	KATUUGO HEALTH CENTRE II	HC III	GOV	253796	506031	7,076,014		7,076,014
866	532	Luwero District	KIBENGO HEALTH CENTRE II	HC III	GOV	253792	507272	10,892,430		10,892,430
867	532	Luwero District	KIKOMA HEALTH CENTRE III	HC III	GOV	253765	506044	10,892,430		10,892,430
868	532	Luwero District	KYALUGONDO HEALTH CENTRE III	HC III	GOV	253790	506029	10,892,430		10,892,430
869	532	Luwero District	MAKULUBITA HEALTH CENTRE III	HC III	GOV	253769	506041	10,892,430		10,892,430
870	532	Luwero District	NSAWO HEALTH CENTRE	HC III	GOV	253789	506040	10,892,430		10,892,430
871	532	Luwero District	SEKAMULI HEALTH CENTRE II	HC III	GOV	253781	506025	10,892,430		10,892,430
872	532	Luwero District	WABUSANA HEALTH CENTRE III	HC III	GOV	253782	506020	10,892,430		10,892,430
873	532	Luwero District	ZIROBWE HEALTH CENTRE III	HC III	GOV	253783	506938	10,892,430		10,892,430
874	532	Luwero District	HOLY CROSS HEALTH CENTRE	HC III	UCMB	253759	507278	6,655,929	769,003	5,886,925
875	532	Luwero District	KASAALA	HC III	UCMB	253784	507280	6,655,929	769,003	5,886,925
876	532	Luwero District	KATIKAMU KISULE HC	HC III	UCMB	253799	506060	6,655,929	769,003	5,886,925
877	532	Luwero District	NAMALIGA ST LUKE HEALTHCE	HC III	UCMB	253774	506059	6,614,505	769,003	5,845,501
878	532	Luwero District	NATTYOLE HC	HC III	UCMB	253776	506050	6,655,929	769,003	5,886,925
879	532	Luwero District	LUGO HC	HC III	UMMB	253791	506053	6,614,505	769,003	5,845,501
880	532	Luwero District	NAKATONYA HC	HC III	UMMB	253772	506058	6,614,505	769,003	5,845,501
881	532	Luwero District	NJOVU ISLAMIC MEDICAL CENTRE	HC III	UMMB	253778	507283	6,614,505	769,003	5,845,501
882	532	Luwero District	BUGEMA UNV HC	HC III	UPMB	253754	544232	6,655,929	769,003	5,886,925
883	532	Luwero District	BAMUGOLODDE HEALTH CENTRE II	HC II	GOV	253785	506037	3,538,007		3,538,007
884	532	Luwero District	BUBUUBI HEALTH CENTRE II	HC II	GOV	253801	506022	3,538,007		3,538,007

S/N	Vote Code	District	Account Name	Level	Owner	PBS Cost Center ID	IFMIS ID	Annual Budget at facilities 2019/20	o/w Additional EMHS Credit line for PNFPs (at JMS)	Transfers to health facilities
885	532	Luwero District	BUKOLWA HEALTH CENTRE II	HC II	GOV	253756	507276	3,538,007		3,538,007
886	532	Luwero District	BUYUKI HEALTH CENTRE II	HC II	GOV	253758	506048	3,538,007		3,538,007
887	532	Luwero District	BWAZIBA HEALTH CENTRE II	HC II	GOV	253793	506049	3,538,007		3,538,007
888	532	Luwero District	KABAKEDI HEALTH CENTRE II	HC II	GOV	253794	506035	3,538,007		3,538,007
889	532	Luwero District	KABANYI HEALTH CENTRE II	HC II	GOV	253786	506036	3,538,007		3,538,007
890	532	Luwero District	KANYANDA HEALTH CENTRE II	HC II	GOV	253761	506045	3,538,007		3,538,007
891	532	Luwero District	KAYINDU HEALTH CENTRE II	HC II	GOV	253764	506027	3,538,007		3,538,007
892	532	Luwero District	KIGOMBE HEALTH CENTRE II	HC II	GOV	253795	506033	3,538,007		3,538,007
893	532	Luwero District	KIKUBE HEALTH CENTRE II	HC II	GOV	253797	506032	3,538,007		3,538,007
894	532	Luwero District	KIREKU HEALTH CENTRE II	HC II	GOV	253766	507273	3,538,007		3,538,007
895	532	Luwero District	KIRUMANDAGI HEALTH CENTRE II	HC II	GOV	253767	506026	3,538,007		3,538,007
896	532	Luwero District	LUTUULA HEALTH CENTRE II	HC II	GOV	253788	506034	3,538,007		3,538,007
897	532	Luwero District	MAZZI HEALTH CENTRE II	HC II	GOV	253770	506023	3,538,007		3,538,007
898	532	Luwero District	NAKIGOZA HEALTH CENTRE II	HC II	GOV	253773	506024	3,538,007		3,538,007
899	532	Luwero District	NAMBI HEALTH CENTRE II	HC II	GOV	253775	507274	3,538,007		3,538,007
900	532	Luwero District	NSANVU HEALTH CENTRE II	HC II	GOV	253779	507277	3,538,007		3,538,007
901	532	Luwero District	SAMBWE HEALTH CENTRE II	HC II	GOV	253780	506047	3,538,007		3,538,007
902	532	Luwero District	MULAJJE HC	HC II	UCMB	252844	544233	4,571,255	384,502	4,186,754
903	532	Luwero District	NANDERE HC	HC II	UCMB	253798	507282	4,571,255	384,502	4,186,754
904	532	Luwero District	BULAMI ORTHODOX HC	HC II	UOMB	253757	506052	4,571,255	384,502	4,186,754

S/N	Vote Code	District	Account Name	Level	Owner	PBS Cost Center ID	IFMIS ID	Annual Budget at facilities 2019/20	o/w Additional EMHS Credit line for PNFPs (at JMS)	Transfers to health facilities
905	532	Luwero District	ST GEORGE ANOONYA HCENT	HC II	UOMB	256919	507279	4,571,255	384,502	4,186,754
906	532	Luwero District	KATIKAMU SDA HC	HC II	UPMB	253800	506057	4,571,255	384,502	4,186,754
907	532	Luwero District	LUTEETE HIVAIDS	HC II	UPMB	253768	506051	4,571,255	384,502	4,186,754
908	532	Luwero District	NDEJJE HC II	HC II	UPMB	253777	507281	4,340,555	384,502	3,956,054
	532	Luwero District Total						869,579,095	76,021,769	793,557,326
909	533	Masaka District	KITOVU HEALTH CARE COMPLEX	Hospital	UCMB	256804	2111	167,571,808	0	167,571,808
910	533	Masaka District	KIYUMBA HC IV	HC IV	GOV	256178	505784	27,783,043		27,783,043
911	533	Masaka District	KYANAMUKAACA HC IV	HC IV	GOV	256177	505788	27,783,043		27,783,043
912	533	Masaka District	BUKAKATA HC III	HC III	GOV	253808	505779	11,469,008		11,469,008
913	533	Masaka District	BUKEERI HC III	HC III	GOV	253812	505781	11,469,008		11,469,008
914	533	Masaka District	BUKOTO HC III	HC III	GOV	253815	505791	11,469,008		11,469,008
915	533	Masaka District	BUWUNGA HC III	HC III	GOV	253813	548210	11,469,008		11,469,008
916	533	Masaka District	KAMULEGU HC III	HC III	GOV	253820	505787	11,469,008		11,469,008
917	533	Masaka District	MPUGWE HC III	HC III	GOV	253823	505785	11,469,008		11,469,008
918	533	Masaka District	ARCHBISHOP J CABANA SSUNGA H	HC III	UCMB	253802	505795	4,439,241	88,218	4,351,024
919	533	Masaka District	ST BENEDICT BUTENDE HC III	HC III	UCMB	253806	506864	4,439,241	88,218	4,351,024
920	533	Masaka District	KAKO HC III	HC III	UPMB	253821	505792	4,439,241	88,218	4,351,024
921	533	Masaka District	BUGABIRA HC II	HC II	GOV	253822	505783	4,123,546		4,123,546
922	533	Masaka District	BUYAGA HC II	HC II	GOV	253817	505786	4,123,546		4,123,546
923	533	Masaka District	KAMWOOZI HC II	HC II	GOV	253811	505780	4,123,546		4,123,546
924	533	Masaka District	KITUNGA HC II	HC II	GOV	253819	548320	4,123,546		4,123,546
925	533	Masaka District	KYAMUYIMBWA HC II	HC II	GOV	253816	505790	4,123,546		4,123,546
926	533	Masaka District	MAKONZI HC II	HC II	GOV	253809	507063	4,123,546		4,123,546
927	533	Masaka District	MAZINGA HC II	HC II	GOV	253814	505782	4,123,546		4,123,546
928	533	Masaka District	ZZIMWE HC II	HC II	GOV	253818	505789	4,123,546		4,123,546
929	533	Masaka District	Nakasojo Health Centre	HC II	UCMB	253810	27092	2,969,651	44,109	2,925,542
	533	Masaka District Total						341,227,682	308,761	340,918,920
930	534	Masindi District	Masindi Hospital	Hospital	GOV	256180	504880	178,251,625		178,251,625
931	534	Masindi District	Bwijanga HC IV	HC IV	GOV	256181	504872	28,696,447		28,696,447
932	534	Masindi District	Ikoba HC III	HC III	GOV	253833	504873	12,888,051		12,888,051
933	534	Masindi District	Kijunjubwa HC III	HC III	GOV	253840	504868	12,888,051		12,888,051
934	534	Masindi District	Kimengo HC III	HC III	GOV	253841	506768	12,888,051		12,888,051
935	534	Masindi District	Kitanyata HC III	HC III	GOV	253845	504870	12,888,051		12,888,051

S/N	Vote Code	District	Account Name	Level	Owner	PBS Cost Center ID	IFMIS ID	Annual Budget at facilities 2019/20	o/w Additional EMHS Credit line for PNFPs (at JMS)	Transfers to health facilities
936	534	Masindi District	Kyatiri HC III	HC III	GOV	253846	504871	12,888,051		12,888,051
937	534	Masindi District	Nyantanzi HC III	HC III	GOV	253832	506770	12,888,051		12,888,051
938	534	Masindi District	Pakanyi HC III	HC III	GOV	253843	506769	12,888,051		12,888,051
939	534	Masindi District	Budongo HC II	HC II	GOV	253829	506771	5,133,875		5,133,875
940	534	Masindi District	Kasenene HC II	HC II	GOV	253830	504877	5,133,875		5,133,875
941	534	Masindi District	Kichandi HC II	HC II	GOV	253839	504874	5,133,875		5,133,875
942	534	Masindi District	Kigezi HC II	HC II	GOV	253844	504867	5,133,875		5,133,875
943	534	Masindi District	Kijenga HC II	HC II	GOV	253842	506767	5,133,875		5,133,875
944	534	Masindi District	Kikingura HC II	HC II	GOV	253835	504878	5,133,875		5,133,875
945	534	Masindi District	Kilanyi HC II	HC II	GOV	256007	504869	5,133,875		5,133,875
946	534	Masindi District	Kisalizi HC II	HC II	GOV	253834	504879	5,133,875		5,133,875
947	534	Masindi District	Kyamaiso HC II	HC II	GOV	253836	504876	5,133,875		5,133,875
948	534	Masindi District	Mihembero Health Centre	HC II	GOV	253837	544234	5,133,875		5,133,875
949	534	Masindi District	Ntooma HC II	HC II	GOV	253838	506772	5,133,875		5,133,875
950	534	Masindi District	Nyabyeya HC II	HC II	GOV	253831	504875	5,133,875		5,133,875
	534	Masindi District Total						358,770,936	0	358,770,936
951	535	Mayuge District	StFrancis Buluba Hospital	Hospital	UCMB	256182	507019	270,117,534	93,381,396	176,736,138
952	535	Mayuge District	Kigandalo HC IV	HC IV	GOV	256183	505617	59,214,807		59,214,807
953	535	Mayuge District	Kityerera HC IV	HC IV	GOV	256184	505627	53,928,037		53,928,037
954	535	Mayuge District	Baitambogwe HC III	HC III	GOV	253858	507015	17,242,949		17,242,949
955	535	Mayuge District	Busaala HC II	HC III	GOV	253848	505630	9,799,084		9,799,084
956	535	Mayuge District	Buwaiswa HC III	HC III	GOV	253869	505618	17,063,411		17,063,411
957	535	Mayuge District	Jagusi HC II	HC III	GOV	253871	505632	12,720,885		12,720,885
958	535	Mayuge District	Malongo HC III	HC III	GOV	253879	505628	21,090,204		21,090,204
959	535	Mayuge District	Masolya HC III	HC III	GOV	253853	507014	12,720,885		12,720,885
960	535	Mayuge District	MAYUGE HC III	HC III	GOV	253881	504079	22,693,227		22,693,227
961	535	Mayuge District	Wabulungu HC III	HC III	GOV	253886	505634	20,708,845		20,708,845
962	535	Mayuge District	BufulubiHC II	HC II	GOV	253847	505641	5,236,673		5,236,673
963	535	Mayuge District	Bugoto HC II	HC II	GOV	253860	505620	4,888,304		4,888,304
964	535	Mayuge District	Bugulu HC II	HC II	GOV	253874	505619	4,888,304		4,888,304
965	535	Mayuge District	Bukaleba HC II	HC II	GOV	253864	505637	5,011,919		5,011,919
966	535	Mayuge District	Bukatube HC II	HC II	GOV	253866	505642	5,461,427		5,461,427
967	535	Mayuge District	Busira HC II	HC II	GOV	253861	505622	4,888,304		4,888,304
968	535	Mayuge District	Busuyi HC II	HC II	GOV	253884	507018	5,236,673		5,236,673
969	535	Mayuge District	Butte HC II	HC II	GOV	253849	505638	5,011,919		5,011,919
970	535	Mayuge District	Buyugu HC II	HC II	GOV	253862	505625	4,888,304		4,888,304
971	535	Mayuge District	Bwalula HC II	HC II	GOV	253873	505621	4,888,304		4,888,304

S/N	Vote Code	District	Account Name	Level	Owner	PBS Cost Center ID	IFMIS ID	Annual Budget at facilities 2019/20	o/w Additional EMHS Credit line for PNFPs (at JMS)	Transfers to health facilities
972	535	Mayuge District	Bwiwula HC II	HC II	GOV	253865	505635	5,011,919		5,011,919
973	535	Mayuge District	Bwondha HC II	HC II	GOV	253878	505633	4,899,542		4,899,542
974	535	Mayuge District	Kasutaime HC II	HC II	GOV	253883	505623	4,888,304		4,888,304
975	535	Mayuge District	Kitovu HC II	HC II	GOV	253876	507012	4,899,542		4,899,542
976	535	Mayuge District	Kyoga HC II	HC II	GOV	253875	505624	4,888,304		4,888,304
977	535	Mayuge District	Magada HC II	HC II	GOV	253870	505640	5,011,919		5,011,919
978	535	Mayuge District	Magamaga Barracks HC II	HC II	GOV	253852	507016	5,236,673		5,236,673
979	535	Mayuge District	Muggi	HC II	GOV	253882	505626	4,888,304		4,888,304
980	535	Mayuge District	Namoni HC II	HC II	GOV	253880	505631	4,899,542		4,899,542
981	535	Mayuge District	Namusenwa HC II	HC II	GOV	253859	507017	5,011,919		5,011,919
982	535	Mayuge District	NKOMBE HC II	HC II	GOV	253868	548327	5,236,673		5,236,673
983	535	Mayuge District	Ntinkalu HC II	HC II	GOV	253885	505639	5,011,919		5,011,919
984	535	Mayuge District	Sagitu HC II	HC II	GOV	253872	505629	6,360,442		6,360,442
985	535	Mayuge District	WAMULONGI HC II	HC II	GOV	272513		5,154,263		5,154,263
986	535	Mayuge District	Wandegeya HC II	HC II	GOV	253877	507013	4,899,542		4,899,542
987	535	Mayuge District	Buwaya HC II	HC II	UPMB	253850	507020	4,591,860	803,472	3,788,388
988	535	Mayuge District	Kyando HC II	HC II	UPMB	253867	505645	4,591,860	803,472	3,788,388
	535	Mayuge District Total						653,182,527	94,988,340	558,194,187
989	536	Mbale District	BUFUMBOHEALTH CENTRE IV	HC IV	GOV	256186	505266	29,572,457		29,572,457
990	536	Mbale District	BUSIU HEALTH CENTRE IV	HC IV	GOV	256187	30745	29,572,457		29,572,457
991	536	Mbale District	SALEM KOLONYI HEALTH CENTREMBA	HC IV	UPMB	256185	548086	7,459,460	1,978,863	5,480,596
992	536	Mbale District	BUDWALE HEALTH CENTRE III	HC III	GOV	253902	506835	13,162,461		13,162,461
993	536	Mbale District	BUKIENDE HC III	HC III	GOV	272479		12,833,104		12,833,104
994	536	Mbale District	BUMADANDA HEALTH CENTRE II	HC III	GOV	253900	505264	13,162,461		13,162,461
995	536	Mbale District	BUNAPONGO HEALTH CENTRE III	HC III	GOV	253891	505257	12,650,128		12,650,128
996	536	Mbale District	BUNGOKHO MUTOTO HEALTH CENTRE	HC III	GOV	253908	505265	12,650,128		12,650,128
997	536	Mbale District	BUSANO HEALTH CENTRE III	HC III	GOV	253910	505258	13,162,461		13,162,461
998	536	Mbale District	BUWANGWAHEALTH CENTRE III	HC III	GOV	253909	505263	13,162,461		13,162,461

S/N	Vote Code	District	Account Name	Level	Owner	PBS Cost Center ID	IFMIS ID	Annual Budget at facilities 2019/20	o/w Additional EMHS Credit line for PNFPs (at JMS)	Transfers to health facilities
999	536	Mbale District	JEEWA HC III	HC III	GOV	272478		12,833,104		12,833,104
1000	536	Mbale District	LWANGOLI HEALTH CENTRE III	HC III	GOV	253913	506831	12,650,128		12,650,128
1001	536	Mbale District	MAKHONJE HEALTH CENTRE III	HC III	GOV	253911	505260	12,650,128		12,650,128
1002	536	Mbale District	NAIKU HEALTH CENTRE III	HC III	GOV	253905	505259	12,650,128		12,650,128
1003	536	Mbale District	NAKALOKE HEALTH CENTRE III	HC III	GOV	253916	505261	12,650,128		12,650,128
1004	536	Mbale District	NAMANYONYIHEALTH CENTRE	HC III	GOV	253918	506833	12,650,128		12,650,128
1005	536	Mbale District	NAMAWANGAHEALTH CENTRE III	HC III	GOV	253915	506834	12,650,128		12,650,128
1006	536	Mbale District	SIIRA HEALTH CENTRE III	HC III	GOV	253906	505262	12,650,128		12,650,128
1007	536	Mbale District	WANALE HEALTH CENTRE III	HC III	GOV	253921	506832	13,162,461		13,162,461
1008	536	Mbale District	NYONDO HEALTH CENTRE MBALE	HC III	UCMB	253920	505277	5,480,596	989,432	4,491,165
1009	536	Mbale District	BUGEMA HEALTH CENTRE II	HC II	GOV	253887	505270	4,560,918		4,560,918
1010	536	Mbale District	BUSOBA EPICENTRE HCII	HC II	GOV	253912	505268	4,560,918		4,560,918
1011	536	Mbale District	KIGEZI HEALTH CENTRE II	HC II	GOV	253901	505271	4,645,715		4,645,715
1012	536	Mbale District	MAKHAI HEALTH CENTRE II	HC II	GOV	253914	505267	4,560,918		4,560,918
1013	536	Mbale District	MURUBA HEALTH CENTRE II	HC II	GOV	253919	505272	4,560,918		4,560,918
1014	536	Mbale District	NANKUSIHEALTH CENTRE II	HC II	GOV	253917	505269	4,560,918		4,560,918
1015	536	Mbale District	NASASA HEALTH CENTRE II	HC II	GOV	253904	505273	4,560,918		4,560,918
1016	536	Mbale District	ST AUSTIN DISPENSARY MBALE	HC II	UCMB	253899	505276	3,323,921	494,716	2,829,205
1017	536	Mbale District	ST FATIMA GANGAMA HC MBALE	HC II	UCMB	256909	506837	3,323,921	494,716	2,829,205

S/N	Vote Code	District	Account Name	Level	Owner	PBS Cost Center ID	IFMIS ID	Annual Budget at facilities 2019/20	o/w Additional EMHS Credit line for PNFPs (at JMS)	Transfers to health facilities
1018	536	Mbale District	Deliverance Church Medical Services: Joy Hospice	HC II	UPMB	256807	108005	3,323,921	494,716	2,829,205
1019	536	Mbale District	THORNBURY BUFUMBO HEALTH CENTR	HC II	UPMB	253903	506836	3,323,921	494,716	2,829,205
	536	Mbale District Total						322,721,548	4,947,159	317,774,389
1020	537	Mbarara District	Holy Innocents PHC Funds	Hospital	UCMB	256193	109485	65,485,900	23,547,116	41,938,784
1021	537	Mbarara District	Ruharo Mission Hospital	Hospital	UPMB	256192	25586	109,143,749	39,245,403	69,898,346
1022	537	Mbarara District	Bwizibwera Health Sub District	HC IV	GOV	256194	505280	30,932,157		30,932,157
1023	537	Mbarara District	Biharwe Health centre 11	HC III	GOV	253929	505286	14,284,467		14,284,467
1024	537	Mbarara District	Bubaare Health centre 111	HC III	GOV	253931	506839	14,284,467		14,284,467
1025	537	Mbarara District	Bukiro Health Centre	HC III	GOV	253922	505282	14,284,467		14,284,467
1026	537	Mbarara District	Kagongi Health centre 11	HC III	GOV	253937	505283	14,284,467		14,284,467
1027	537	Mbarara District	Kashare Health centre 111	HC III	GOV	253940	505284	14,284,467		14,284,467
1028	537	Mbarara District	Nyakayojo Health centre 111	HC III	GOV	253954	506840	14,284,467		14,284,467
1029	537	Mbarara District	Rubaya Health centre 111	HC III	GOV	253956	505285	14,284,467		14,284,467
1030	537	Mbarara District	Rubindi Health centre 11	HC III	GOV	253960	506838	2,428,430		2,428,430
1031	537	Mbarara District	St Johns Community Health centre	HC III	UPMB	253927	505312	5,355,381	0	5,355,381
1032	537	Mbarara District	Bwengure Health centre 11	HC II	GOV	253936	505291	5,226,490		5,226,490
1033	537	Mbarara District	Itara Health centre 11	HC II	GOV	253957	505294	5,226,490		5,226,490
1034	537	Mbarara District	Kariro Health centre 11	HC II	GOV	253959	506841	5,226,490		5,226,490
1035	537	Mbarara District	Karwensanga Health centre 11	HC II	GOV	253958	505290	5,226,490		5,226,490
1036	537	Mbarara District	Kicwamba Health centre 11	HC II	GOV	253923	505304	5,226,490		5,226,490
1037	537	Mbarara District	KYARWABUGANDA HC II	HC II	GOV	272573		5,226,490		5,226,490
1038	537	Mbarara District	Mabira Health Centre 11	HC II	GOV	253962	505288	5,226,490		5,226,490
1039	537	Mbarara District	Mugarutsya Health centre 11	HC II	GOV	253930	505293	5,226,490		5,226,490
1040	537	Mbarara District	Nyabisirira Health centre 11	HC II	GOV	253942	506842	5,226,490		5,226,490
1041	537	Mbarara District	NyarubungoHealth Centre 11	HC II	GOV	256860	505289	5,226,490		5,226,490

S/N	Vote Code	District	Account Name	Level	Owner	PBS Cost Center ID	IFMIS ID	Annual Budget at facilities 2019/20	o/w Additional EMHS Credit line for PNFPs (at JMS)	Transfers to health facilities
1042	537	Mbarara District	Rwakishakizi Health centre 11	HC II	GOV	253955	505305	5,226,490		5,226,490
1043	537	Mbarara District	Rwemigina Health centre 11	HC II	GOV	253939	505292	5,226,490		5,226,490
1044	537	Mbarara District	Nyamitanga Health Unit	HC II	UCMB	253924	25591	2,677,947	0	2,677,947
1045	537	Mbarara District	StFranciskaMakonje Health ce	HC II	UCMB	253926	506845	2,677,947	0	2,677,947
1046	537	Mbarara District	StJosephs rubindi health centr	HC II	UCMB	253925	505313	2,677,947	0	2,677,947
	537	Mbarara District Total						384,088,605	62,792,520	321,296,085
1047	538	Moroto District	Kakingol HealthCentre III	HC III	GOV	253968	504928	15,148,179		15,148,179
1048	538	Moroto District	Nadunget Health Centre III	HC III	GOV	253972	504934	19,388,282		19,388,282
1049	538	Moroto District	Loputuk Health Centre III	HC III	UCMB	253970	506787	9,642,356	873,762	8,768,594
1050	538	Moroto District	St Pius Kidepo Rupa Health Centre III	HC III	UCMB	253967	504933	9,642,356	873,762	8,768,594
1051	538	Moroto District	Tapac Health Centre III	HC III	UCMB	253974	504935	9,029,355	873,762	8,155,593
1052	538	Moroto District	KADONYO HC II	HC II	GOV	272514		7,289,351		7,289,351
1053	538	Moroto District	Kosiroi Health Centre II	HC II	GOV	253973	506786	7,289,351		7,289,351
1054	538	Moroto District	Lopelipel Health Centre II	HC II	GOV	253969	504930	7,289,351		7,289,351
1055	538	Moroto District	Nakiloro Health Centre II	HC II	GOV	253965	504931	7,289,351		7,289,351
1056	538	Moroto District	Ruupa Health Centre II	HC II	GOV	253966	504929	7,289,351		7,289,351
1057	538	Moroto District	Lotirir Health Centre II	HC II	UPMB	253971	506788	3,644,675	436,881	3,207,795
	538	Moroto District Total						102,941,957	3,058,167	99,883,790
1058	539	Moyo District	MOYO HOSPITAL	Hospital	GOV	256196	505329	297,194,707		297,194,707
1059	539	Moyo District	MOYO MISSION HCIII	HC IV	UCMB	254013	505331	9,000,000	0	9,000,000
1060	539	Moyo District	BESIA HC III	HC III	GOV	254014	506856	6,963,460		6,963,460
1061	539	Moyo District	DUFILE HC III	HC III	GOV	253988	505336	6,963,460		6,963,460
1062	539	Moyo District	EREMI HC III	HC III	GOV	254004	505338	6,963,460		6,963,460
1063	539	Moyo District	ERIA HC III	HC III	GOV	254011	505339	6,963,460		6,963,460
1064	539	Moyo District	LAROPI HC III	HC III	GOV	253998	505337	6,963,460		6,963,460
1065	539	Moyo District	LEFORI HC II	HC III	GOV	253999	505340	6,963,460		6,963,460
1066	539	Moyo District	LOGOBA HC III	HC III	GOV	254012	506853	6,963,460		6,963,460
1067	539	Moyo District	METU HC III	HC III	GOV	254002	506852	6,963,460		6,963,460

S/N	Vote Code	District	Account Name	Level	Owner	PBS Cost Center ID	IFMIS ID	Annual Budget at facilities 2019/20	o/w Additional EMHS Credit line for PNFPs (at JMS)	Transfers to health facilities
1068	539	Moyo District	FR BILBAO MEMORIAL HEALTH CENT	HC III	UCMB	253979	505330	9,000,000	0	9,000,000
1069	539	Moyo District	ABESO HC II	HC II	GOV	253975	506858	1,955,136		1,955,136
1070	539	Moyo District	AFOGI HC II	HC II	GOV	272516		2,113,783		2,113,783
1071	539	Moyo District	AFOJI HC II	HC II	GOV	253976	505350	1,955,136		1,955,136
1072	539	Moyo District	ARRA HC II	HC II	GOV	253987	548237	1,955,136		1,955,136
1073	539	Moyo District	AYA HC II	HC II	GOV	254005	506854	1,955,136		1,955,136
1074	539	Moyo District	BELAMELING HC II	HC II	GOV	272515		2,113,783		2,113,783
1075	539	Moyo District	COHWE HC II	HC II	GOV	253978	505348	1,955,136		1,955,136
1076	539	Moyo District	GBALALA HC II	HC II	GOV	253996	505343	1,955,136		1,955,136
1077	539	Moyo District	GBARI HC II	HC II	GOV	254008	505346	1,955,136		1,955,136
1078	539	Moyo District	GOOPI HC II	HC II	GOV	254003	505345	1,955,136		1,955,136
1079	539	Moyo District	GWERE HC II	HC II	GOV	253980	506857	1,955,136		1,955,136
1080	539	Moyo District	KALI HC II	HC II	GOV	272517		2,113,783		2,113,783
1081	539	Moyo District	KWEYO HC II	HC II	GOV	254001	506855	1,955,136		1,955,136
1082	539	Moyo District	LAMA HEALTH CENTRE II	HC II	GOV	254009	505333	2,986,400		2,986,400
1083	539	Moyo District	MALONGO HC II	HC II	GOV	272518		2,113,783		2,113,783
1084	539	Moyo District	MUNU HC II	HC II	GOV	254000	505349	1,955,136		1,955,136
1085	539	Moyo District	OPIRO HC II	HC II	GOV	253983	505351	1,955,136		1,955,136
1086	539	Moyo District	ORI HC II	HC II	GOV	254007	505344	1,955,136		1,955,136
1087	539	Moyo District	PAANJALA HC II	HC II	GOV	253984	505342	1,955,136		1,955,136
1088	539	Moyo District	PANYANGA HC II	HC II	GOV	253997	505341	1,955,136		1,955,136
1089	539	Moyo District	RAMOGI HC II	HC II	GOV	254010	505347	1,955,136		1,955,136
1090	539	Moyo District	EREPI HEALTH CENTRE II	HC II	UPMB	254006	505332	5,000,000	0	5,000,000
	539	Moyo District Total						418,626,089	0	418,626,089
1091	540	Mpigi District	Nkozi Hospital	Hospital	UCMB	256198	24852	152,272,126	24,822,098	127,450,028
1092	540	Mpigi District	Mpigi Health Centre IV	HC IV	GOV	256197	500829	34,181,238		34,181,238
1093	540	Mpigi District	Bunjako Health Centre III	HC III	GOV	254031	506063	11,770,600		11,770,600
1094	540	Mpigi District	Butoolo Health Centre III	HC III	GOV	254033	506074	11,770,600		11,770,600
1095	540	Mpigi District	Buwama Health Centre III	HC III	GOV	254032	506062	11,770,600		11,770,600
1096	540	Mpigi District	Buyiga Health centre III	HC III	GOV	254035	506079	11,770,600		11,770,600
1097	540	Mpigi District	Ggolo Health Centre III	HC III	GOV	254023	506064	11,770,600		11,770,600
1098	540	Mpigi District	Kampiringisa Health Centre	HC III	GOV	254036	507285	11,770,600		11,770,600
1099	540	Mpigi District	Kituntu Health Centre III	HC III	GOV	254024	506065	11,770,600		11,770,600
1100	540	Mpigi District	Kyaali Health Centre III	HC III	GOV	254025	506080	11,770,600		11,770,600

S/N	Vote Code	District	Account Name	Level	Owner	PBS Cost Center ID	IFMIS ID	Annual Budget at facilities 2019/20	o/w Additional EMHS Credit line for PNFPs (at JMS)	Transfers to health facilities
1101	540	Mpigi District	Muduuma Health Centre III	HC III	GOV	254043	506073	11,770,600		11,770,600
1102	540	Mpigi District	Nnindy Health Centre III	HC III	GOV	254027	506068	11,770,600		11,770,600
1103	540	Mpigi District	Sekiwunga Health Centre III	HC III	GOV	254038	506075	11,770,600		11,770,600
1104	540	Mpigi District	Ggoli Health Centre	HC III	UCMB	254022	28342	4,945,095	340,075	4,605,020
1105	540	Mpigi District	Mitala Maria Health Centre III	HC III	UCMB	254030	506067	4,945,095	340,075	4,605,020
1106	540	Mpigi District	Nswanjere Health Centre III	HC III	UCMB	254042	506072	4,945,095	340,075	4,605,020
1107	540	Mpigi District	St Luke Kkong Health Centre I	HC III	UCMB	254017	507284	4,945,095	340,075	4,605,020
1108	540	Mpigi District	St Monica Katende Health Cent	HC III	UCMB	254029	506069	4,945,095	340,075	4,605,020
1109	540	Mpigi District	Bukasa Health Centre II	HC II	GOV	254039	506061	4,199,558		4,199,558
1110	540	Mpigi District	Bumoozi Health Centre II	HC II	GOV	254018	507287	4,199,558		4,199,558
1111	540	Mpigi District	DDHs Clinic Health Centre II	HC II	GOV	254015	507286	4,199,558		4,199,558
1112	540	Mpigi District	EPI Centre Kringente H Centre	HC II	GOV	254037	506076	4,199,558		4,199,558
1113	540	Mpigi District	Kafumu Health Centre II	HC II	GOV	254040	506077	4,199,558		4,199,558
1114	540	Mpigi District	Kibumbiro Health Centre II	HC II	GOV	254041	506078	4,199,558		4,199,558
1115	540	Mpigi District	Nabyewanga Health Centre II	HC II	GOV	254044	506066	4,199,558		4,199,558
	540	Mpigi District Total						370,052,342	26,522,475	343,529,867
1116	541	Mubende District	Butawata HC II	HC III	GOV	256886	506086	12,364,647		12,364,647
1117	541	Mubende District	Butoloogo HC II	HC III	GOV	254060	506101	16,805,616		16,805,616
1118	541	Mubende District	Kalunga HC III	HC III	GOV	254081	506113	16,805,616		16,805,616
1119	541	Mubende District	Kasambya HC III	HC III	GOV	254066	506087	17,368,917		17,368,917
1120	541	Mubende District	Kibalinga HC III	HC III	GOV	254072	507289	16,805,616		16,805,616
1121	541	Mubende District	Kitenga HC III	HC III	GOV	254080	507296	16,805,616		16,805,616
1122	541	Mubende District	Kiyuni HC III	HC III	GOV	254087	506093	16,805,616		16,805,616
1123	541	Mubende District	Madudu HC III	HC III	GOV	254049	506098	16,805,616		16,805,616
1124	541	Mubende District	Nabingoola HC III	HC III	GOV	254102	506090	16,805,616		16,805,616
1125	541	Mubende District	ST JOSEPH MADUDU HC III	HC III	UCMB	256889	506123	9,343,408	1,922,028	7,421,379
1126	541	Mubende District	Bugonzi HC II	HC II	GOV	254078	507142	6,182,324		6,182,324
1127	541	Mubende District	Gayaza HC II	HC II	GOV	254052	548229	6,182,324		6,182,324
1128	541	Mubende District	Kaabowa HC II	HC II	GOV	254046	506085	6,182,324		6,182,324
1129	541	Mubende District	Kabalungi HC II	HC II	GOV	254099	506092	6,182,324		6,182,324
1130	541	Mubende District	Kabbo HC II	HC II	GOV	254065	507291	6,182,324		6,182,324

S/N	Vote Code	District	Account Name	Level	Owner	PBS Cost Center ID	IFMIS ID	Annual Budget at facilities 2019/20	o/w Additional EMHS Credit line for PNFPs (at JMS)	Transfers to health facilities
1131	541	Mubende District	Kabyuma HC II	HC II	GOV	254079	506112	6,182,324		6,182,324
1132	541	Mubende District	Kakigando HC II	HC II	GOV	254089	506097	6,182,324		6,182,324
1133	541	Mubende District	Kansambya HC II	HC II	GOV	254091	506099	6,182,324		6,182,324
1134	541	Mubende District	Kanyogoga HC II	HC II	GOV	254058	507292	6,182,324		6,182,324
1135	541	Mubende District	Kayebe HC II	HC II	GOV	254082	506111	6,182,324		6,182,324
1136	541	Mubende District	Kikoma HC II	HC II	GOV	254093	506100	6,182,324		6,182,324
1137	541	Mubende District	Kituule HC II	HC II	GOV	254059	506102	6,182,324		6,182,324
1138	541	Mubende District	Kiyita HC II	HC II	GOV	254100	506091	6,182,324		6,182,324
1139	541	Mubende District	Kyakasa HC III	HC II	GOV	254067	506089	6,182,324		6,182,324
1140	541	Mubende District	Lubimbiri HC II	HC II	GOV	254101	548117	6,182,324		6,182,324
1141	541	Mubende District	Mawujjo HC II	HC II	GOV	254077	507290	6,182,324		6,182,324
1142	541	Mubende District	Mugungulu HC II	HC II	GOV	254053	506083	6,182,324		6,182,324
1143	541	Mubende District	Nkandwa HC II	HC II	GOV	254073	506084	6,182,324		6,182,324
	541	Mubende District Total						267,998,114	1,922,028	266,076,086
1144	542	Mukono District	St Francis Nagalama hospital	Hospital	UCMB	256202	505717	231,683,746	85,028,646	146,655,101
1145	542	Mukono District	KOJJA HEALTH CENTRE	HC IV	GOV	256203	505696	32,816,819		32,816,819
1146	542	Mukono District	MUKONO COU	HC IV	UPMB	256201	505689	9,670,389	2,232,804	7,437,585
1147	542	Mukono District	KABANGA HC	HC III	GOV	254122	505702	14,873,663		14,873,663
1148	542	Mukono District	KASAWO HEALTH CENTRE	HC III	GOV	254113	507035	14,873,663		14,873,663
1149	542	Mukono District	KATOOGO HEALTH CENTRE	HC III	GOV	254134	505698	14,873,663		14,873,663
1150	542	Mukono District	KOOME HEALTH CENTRE	HC III	GOV	254116	505697	14,873,663		14,873,663
1151	542	Mukono District	KYABAZAALA HC	HC III	GOV	254141	507036	14,873,663		14,873,663
1152	542	Mukono District	KYAMPISI HEALTH CENTRE	HC III	GOV	254119	505715	13,458,908		13,458,908
1153	542	Mukono District	MPUNGE HC	HC III	GOV	254123	505703	14,873,663		14,873,663
1154	542	Mukono District	NABALANGA HEALTH CENTRE	HC III	GOV	254124	505699	14,873,663		14,873,663
1155	542	Mukono District	NAGOJJE HC	HC III	GOV	254125	507034	13,381,936		13,381,936
1156	542	Mukono District	NAKIFUMA HC	HC III	GOV	254115	505700	13,381,936		13,381,936
1157	542	Mukono District	NAMUGANGA HC	HC III	GOV	254137	505701	14,873,663		14,873,663
1158	542	Mukono District	SEETA NAZIGO HEALTH CENTRE	HC III	GOV	254132	507033	14,873,663		14,873,663
1159	542	Mukono District	KYETUME SDA HEALTH CENTRE	HC III	UPMB	254127	505690	5,232,968	1,116,402	4,116,566

S/N	Vote Code	District	Account Name	Level	Owner	PBS Cost Center ID	IFMIS ID	Annual Budget at facilities 2019/20	o/w Additional EMHS Credit line for PNFPs (at JMS)	Transfers to health facilities
1160	542	Mukono District	NOAH'S ARK HEALTH CENTRE	HC III	UPMB	254105	505691	4,968,182	1,116,402	3,851,780
1161	542	Mukono District	BUGOYE HEALTH CENTRE	HC II	GOV	254121	505710	5,224,628		5,224,628
1162	542	Mukono District	BULIKA HC	HC II	GOV	254133	507037	5,224,628		5,224,628
1163	542	Mukono District	BUNTABA HC	HC II	GOV	254117	505705	5,224,628		5,224,628
1164	542	Mukono District	DDAMBA HC	HC II	GOV	254107	505709	5,224,628		5,224,628
1165	542	Mukono District	JOSEPH MUKASA HEALTH CENTRE M	HC II	GOV	254104	507039	5,224,628		5,224,628
1166	542	Mukono District	KANSAMBWE HC	HC II	GOV	254108	507042	5,665,551		5,665,551
1167	542	Mukono District	KASANA HEALTH CENTRE	HC II	GOV	254111	507041	5,665,551		5,665,551
1168	542	Mukono District	KASENGE HC II	HC II	GOV	272519		5,420,594		5,420,594
1169	542	Mukono District	KATEETE HC	HC II	GOV	254139	505708	5,224,628		5,224,628
1170	542	Mukono District	KATENTE HC	HC II	GOV	254128	507040	5,665,551		5,665,551
1171	542	Mukono District	KIGOGOLA HC	HC II	GOV	254112	505712	5,665,551		5,665,551
1172	542	Mukono District	KIMENYEDDE HC	HC II	GOV	254114	505711	5,665,551		5,665,551
1173	542	Mukono District	KIYOOLA HC	HC II	GOV	254129	507038	5,224,628		5,224,628
1174	542	Mukono District	KYABALOGO HEALTH CENTRE	HC II	GOV	254140	505716	5,665,551		5,665,551
1175	542	Mukono District	MBALIGA HC	HC II	GOV	254118	505706	5,224,628		5,224,628
1176	542	Mukono District	MPOMA HC	HC II	GOV	254135	505704	5,224,628		5,224,628
1177	542	Mukono District	MYENDE HC II	HC II	GOV	272520		5,420,594		5,420,594
1178	542	Mukono District	NAMASUMBI HC	HC II	GOV	254120	505707	5,224,628		5,224,628
1179	542	Mukono District	SEETA KASAWO HC	HC II	GOV	254131	505713	5,665,551		5,665,551
1180	542	Mukono District	WAGGALA HC	HC II	GOV	254126	505714	5,665,551		5,665,551
1181	542	Mukono District	BUKERERE HEALTH CENTRE	HC II	UCMB	254106	505692	3,851,780	558,201	3,293,580
1182	542	Mukono District	GOOD SAMARITAN HC - TAKAJUNGE	HC II	UCMB	254136	505693	3,851,780	558,201	3,293,580
1183	542	Mukono District	KASAWO MISSION HEALTH CENTRE	HC II	UCMB	254110	505695	3,851,780	558,201	3,293,580
1184	542	Mukono District	NAMUYENJE HEALTH CENTRE	HC II	UPMB	254130	505694	3,851,780	558,201	3,293,580
	542	Mukono District Total						582,276,846	91,727,057	490,549,789
1185	543	Nakapiripirit District	CHEKWII HEALTH SUBDISTRICT	HC IV	GOV	256204	504374	34,905,165		34,905,165

S/N	Vote Code	District	Account Name	Level	Owner	PBS Cost Center ID	IFMIS ID	Annual Budget at facilities 2019/20	o/w Additional EMHS Credit line for PNFPs (at JMS)	Transfers to health facilities
1186	543	Nakapiripirit District	LEMUSUI HEALTH CENTRE III	HC III	GOV	254154	504378	14,665,067		14,665,067
1187	543	Nakapiripirit District	NAKAPIRIPIRIT HEALTH CENTRE II	HC III	GOV	254157	504376	15,665,766		15,665,766
1188	543	Nakapiripirit District	NAMALU HEALTH CENTRE III	HC III	GOV	254159	504375	15,965,976		15,965,976
1189	543	Nakapiripirit District	ST MATHIAS AMALER HEALTH CENTR	HC III	UCMB	254143	504380	11,638,449	1,899,070	9,739,379
1190	543	Nakapiripirit District	LOMORUNYANGAE HC II	HC II	GOV	272521		5,899,607		5,899,607
1191	543	Nakapiripirit District	NABULENGER HEALTH CENTRE II	HC II	PARTNERSHIP	254142	504383	8,738,680	949,535	7,789,146
1192	543	Nakapiripirit District	KARINGA HEALTH CENTRE III	HC II	UCMB	254153	504381	8,238,331	949,535	7,288,796
	543	Nakapiripirit District Total						115,717,042	3,798,139	111,918,903
1193	544	Nakasongola District	Nabiswera HCIV	HC IV	GOV	256206	504486	16,725,423		16,725,423
1194	544	Nakasongola District	Nakasongola HCIV	HC IV	GOV	256207	504945	41,540,766		41,540,766
1195	544	Nakasongola District	Bamugolodde HCIII	HC III	GOV	254164	507064	7,187,220		7,187,220
1196	544	Nakasongola District	Kakooge HCIII	HC III	GOV	254165	504482	7,187,220		7,187,220
1197	544	Nakasongola District	Kalungi HCIII	HC III	GOV	254168	507065	7,187,220		7,187,220
1198	544	Nakasongola District	Kiralamba HCII	HC III	GOV	254161	504485	4,865,612		4,865,612
1199	544	Nakasongola District	Lwampanga HCIII	HC III	GOV	254174	504943	7,044,603		7,044,603
1200	544	Nakasongola District	Nakayonza HCIII	HC III	GOV	254171	504942	7,187,220		7,187,220
1201	544	Nakasongola District	Nakitoma HCIII	HC III	GOV	254181	504944	7,187,220		7,187,220
1202	544	Nakasongola District	Wabigalo HCIII	HC III	GOV	254185	504483	7,044,603		7,044,603
1203	544	Nakasongola District	Our Ladyof LOUDES HCIII	HC III	UCMB	254179	506712	6,092,528	465,504	5,627,024
1204	544	Nakasongola District	Batuusa HCII	HC II	GOV	254162	504478	2,432,806		2,432,806
1205	544	Nakasongola District	Buyamba HCII	HC II	GOV	254177	504940	2,432,806		2,432,806
1206	544	Nakasongola District	IRIMA HC II	HC II	GOV	272522		2,410,935		2,410,935
1207	544	Nakasongola District	Kakoola HCII	HC II	GOV	254166	506789	2,432,806		2,432,806
1208	544	Nakasongola District	KAMIRAMPANGO HC II	HC II	GOV	272523		2,410,935		2,410,935
1209	544	Nakasongola District	Kamunina HCII	HC II	GOV	254183	504946	2,432,806		2,432,806
1210	544	Nakasongola District	Kasozi HCII	HC II	GOV	254180	504479	2,301,581		2,301,581
1211	544	Nakasongola District	Kazwama HCII	HC II	GOV	254167	504938	2,432,806		2,432,806
1212	544	Nakasongola District	Kikoiro HCII	HC II	GOV	254172	504487	2,432,806		2,432,806
1213	544	Nakasongola District	KikoogeHCII	HC II	GOV	254169	504484	2,432,806		2,432,806
1214	544	Nakasongola District	Kisaalizi HCII	HC II	GOV	254173	504480	2,432,806		2,432,806

S/N	Vote Code	District	Account Name	Level	Owner	PBS Cost Center ID	IFMIS ID	Annual Budget at facilities 2019/20	o/w Additional EMHS Credit line for PNFPs (at JMS)	Transfers to health facilities
1215	544	Nakasongola District	Kiwambya HCII	HC II	GOV	256846	504936	2,432,806		2,432,806
1216	544	Nakasongola District	Kyeyindula HCII	HC II	GOV	254163	506790	2,432,806		2,432,806
1217	544	Nakasongola District	Lwabayata HCII	HC II	GOV	254170	504939	2,301,581		2,301,581
1218	544	Nakasongola District	Mulonzi HCII	HC II	GOV	254178	504941	2,432,806		2,432,806
1219	544	Nakasongola District	Muwunami HCII	HC II	GOV	254175	504937	2,432,806		2,432,806
1220	544	Nakasongola District	Njeru HCII	HC II	GOV	254182	507066	2,301,581		2,301,581
1221	544	Nakasongola District	Sikye HCII	HC II	GOV	254184	504481	2,432,806		2,432,806
1222	544	Nakasongola District	Walukunyu HCII	HC II	GOV	254176	504477	2,432,806		2,432,806
1223	544	Nakasongola District	Mayirikiti HCII	HC II	UPMB	254160	504488	5,627,024	232,752	5,394,272
1224	544	Nakasongola District	Wampiti HCII	HC II	UPMB	254186	504489	5,627,024	232,752	5,394,272
	544	Nakasongola District Total						176,289,582	931,008	175,358,574
1225	545	Nebbi District	NEBBI HOSPITAL	Hospital	GOV	256208	464041	296,970,130		296,970,130
1226	545	Nebbi District	ST LUKE HOSPITAL DELEGATED FUN	Hospital	UCMB	256209	506945	172,857,050	0	172,857,050
1227	545	Nebbi District	GOLI HEALTH CENTRE GRANT	HC IV	UPMB	254202	505400	15,643,676	3,514,037	12,129,639
1228	545	Nebbi District	AKWORO HEALTH CENTRE III	HC III	GOV	254189	506941	13,306,219		13,306,219
1229	545	Nebbi District	JUPANZIRI HEALTH CENTRE III	HC III	GOV	254197	505381	13,306,219		13,306,219
1230	545	Nebbi District	KALOWANG HEALTH CENTRE III	HC III	GOV	254203	506942	13,306,219		13,306,219
1231	545	Nebbi District	KUCWINY HEALTH CENTRE III	HC III	GOV	254199	505383	13,306,219		13,306,219
1232	545	Nebbi District	NYARAVUR HEALTH CENTRE III	HC III	GOV	254205	505382	13,306,219		13,306,219
1233	545	Nebbi District	OWEKO HEALTH CENTRE II	HC III	GOV	254195	548118	11,350,140		11,350,140
1234	545	Nebbi District	PAMINYA HEALTH CENTRE III	HC III	GOV	254206	548120	13,306,219		13,306,219
1235	545	Nebbi District	PAROMBO HEALTH CENTRE III	HC III	GOV	254220	505380	13,306,219		13,306,219
1236	545	Nebbi District	OUR LADY OF FATIMA ORUSSI HEAL	HC III	UCMB	254188	505401	10,610,309	1,757,018	8,853,291
1237	545	Nebbi District	PADWOT MIDYERE HEALTH CENTRE I	HC III	UPMB	254200	505402	9,973,464	1,757,018	8,216,446

S/N	Vote Code	District	Account Name	Level	Owner	PBS Cost Center ID	IFMIS ID	Annual Budget at facilities 2019/20	o/w Additional EMHS Credit line for PNFPs (at JMS)	Transfers to health facilities
1238	545	Nebbi District	ABONGU HEALTH CENTRE II	HC II	GOV	254194	505386	5,675,070		5,675,070
1239	545	Nebbi District	ERUSSI HEALTH CENTRE II	HC II	GOV	254198	505385	5,675,070		5,675,070
1240	545	Nebbi District	JUPANGIRAHEALTH CENTRE II	HC II	GOV	254196	505398	5,675,070		5,675,070
1241	545	Nebbi District	KIKOBEJUPALA HEALTH CENTRE II	HC II	GOV	254201	505388	5,675,070		5,675,070
1242	545	Nebbi District	KITUNA HEALTH CENTRE II	HC II	GOV	254190	505396	5,675,070		5,675,070
1243	545	Nebbi District	KOCH HEALTH CENTRE II	HC II	GOV	254204	506943	5,675,070		5,675,070
1244	545	Nebbi District	OSSI HEALTH CENTRE II	HC II	GOV	254218	505387	5,675,070		5,675,070
1245	545	Nebbi District	PAGWATA HEALTH CENTRE II	HC II	GOV	254219	505399	5,675,070		5,675,070
1246	545	Nebbi District	PAMAKA HEALTH CENTRE II	HC II	GOV	254193	506944	5,675,070		5,675,070
	545	Nebbi District Total						661,623,931	7,028,074	654,595,858
1247	546	Ntungamo District	TTOJO HOSPITAL DELEGATED FUND	Hospital	GOV	256211	504228	269,460,239		269,460,239
1248	546	Ntungamo District	KITWE HC IV	HC IV	GOV	256214	504209	49,653,311		49,653,311
1249	546	Ntungamo District	RUBAARE HC IV (HSD)	HC IV	GOV	256213	504203	49,653,311		49,653,311
1250	546	Ntungamo District	RWASHAMAIRE HC IV	HC IV	GOV	256212	504220	49,653,311		49,653,311
1251	546	Ntungamo District	BUTARE HC III	HC III	GOV	254241	504211	11,600,577		11,600,577
1252	546	Ntungamo District	BWONGYERA HC III	HC III	GOV	254226	504221	11,600,577		11,600,577
1253	546	Ntungamo District	KARURUMA HC II	HC III	GOV	254245	504224	4,641,533		4,641,533
1254	546	Ntungamo District	KAYONZA HC III	HC III	GOV	254235	548216	11,600,577		11,600,577
1255	546	Ntungamo District	KITONDO HC III	HC III	GOV	254229	506358	11,600,577		11,600,577
1256	546	Ntungamo District	KYAMWASHA HC II	HC III	GOV	254256	504219	4,641,533		4,641,533
1257	546	Ntungamo District	NGOMA HC III	HC III	GOV	254239	504205	11,600,577		11,600,577
1258	546	Ntungamo District	NYAKYEERA HC III	HC III	GOV	254246	504210	11,600,577		11,600,577
1259	546	Ntungamo District	RUGARAMA HC III	HC III	GOV	254250	506351	11,600,577		11,600,577
1260	546	Ntungamo District	RUHAAMA HC III	HC III	GOV	254254	506354	11,600,577		11,600,577
1261	546	Ntungamo District	RUKONI HC III	HC III	GOV	254237	504222	11,600,577		11,600,577
1262	546	Ntungamo District	RWEIKINIRO HC III	HC III	GOV	254258	506353	11,600,577		11,600,577
1263	546	Ntungamo District	ST LUCIA KAGAMBA	HC III	UCMB	254224	504229	6,139,970	567,769	5,572,202
1264	546	Ntungamo District	BUHANAMA HC II	HC II	GOV	254231	506355	2,320,766		2,320,766

S/N	Vote Code	District	Account Name	Level	Owner	PBS Cost Center ID	IFMIS ID	Annual Budget at facilities 2019/20	o/w Additional EMHS Credit line for PNFPs (at JMS)	Transfers to health facilities
1265	546	Ntungamo District	IHUNGA HC II	HC II	GOV	254228	548223	2,320,766		2,320,766
1266	546	Ntungamo District	ITERERO HC II	HC II	GOV	254225	504227	2,320,766		2,320,766
1267	546	Ntungamo District	KAFUNJO HC II	HC II	GOV	254252	504216	2,320,766		2,320,766
1268	546	Ntungamo District	KAINA HC II	HC II	GOV	254234	506352	2,320,766		2,320,766
1269	546	Ntungamo District	KIBEHO HC II	HC II	GOV	254257	504212	2,320,766		2,320,766
1270	546	Ntungamo District	KIGAAGA HC II	HC II	GOV	254240	504207	2,320,766		2,320,766
1271	546	Ntungamo District	KISHAMI HC II	HC II	GOV	254253	504214	2,320,766		2,320,766
1272	546	Ntungamo District	KIYOORA HC II	HC II	GOV	254247	504217	2,320,766		2,320,766
1273	546	Ntungamo District	KYAFOORA HC II	HC II	GOV	254251	504206	2,320,766		2,320,766
1274	546	Ntungamo District	NGOMBA HC II	HC II	GOV	254248	504218	2,320,766		2,320,766
1275	546	Ntungamo District	NYABURIZA HC II	HC II	GOV	254243	504213	2,320,766		2,320,766
1276	546	Ntungamo District	NYABUSHENYI HC II	HC II	GOV	254244	504223	2,320,766		2,320,766
1277	546	Ntungamo District	NYAKIBIGI HC II	HC II	GOV	254230	504225	2,320,766		2,320,766
1278	546	Ntungamo District	NYANGA HC II	HC II	GOV	254249	504208	2,320,766		2,320,766
1279	546	Ntungamo District	NYARUBARE HC II	HC II	GOV	254242	506356	2,320,766		2,320,766
1280	546	Ntungamo District	NYONGOZI HC II	HC II	GOV	254232	504215	2,320,766		2,320,766
1281	546	Ntungamo District	RUKARANGO HC II	HC II	GOV	254236	506360	2,320,766		2,320,766
1282	546	Ntungamo District	RWAMABONDO HC II	HC II	GOV	254238	506359	2,320,766		2,320,766
1283	546	Ntungamo District	RWANDA HC II	HC II	GOV	254227	506361	2,320,766		2,320,766
1284	546	Ntungamo District	RWOHO HC II	HC II	GOV	254255	506357	2,320,766		2,320,766
1285	546	Ntungamo District	RUSHOOKA HEALTH UNIT 2	HC II	UCMB	254233	504230	5,572,202	283,884	5,288,318
	546	Ntungamo District Total						604,157,277	851,653	603,305,624
1286	547	Pader District	Pajule HC IV	HC IV	GOV	256216	506411	33,002,017		33,002,017
1287	547	Pader District	ACHOLIBUR HEALTH CENTRE III	HC III	GOV	254275	548121	9,491,611		9,491,611
1288	547	Pader District	Angagura HC III	HC III	GOV	254273	506397	9,491,611		9,491,611
1289	547	Pader District	Atanga HC III	HC III	GOV	254277	506398	9,491,611		9,491,611
1290	547	Pader District	Awere HC III	HC III	GOV	254274	506399	9,491,611		9,491,611
1291	547	Pader District	Kilak HC III	HC III	GOV	254289	506402	9,491,611		9,491,611
1292	547	Pader District	Laguti HC III	HC III	GOV	254280	506404	9,491,611		9,491,611
1293	547	Pader District	LAPUL OCWIDA HC III	HC III	GOV	272444		9,491,611		9,491,611
1294	547	Pader District	Pader HC III	HC III	GOV	254290	507271	9,491,611		9,491,611
1295	547	Pader District	Puranga HC III	HC III	GOV	254294	507169	9,491,611		9,491,611
1296	547	Pader District	Alim HC II	HC II	GOV	254284	506395	2,896,987		2,896,987
1297	547	Pader District	Amilobo HC II	HC II	GOV	254281	506396	2,896,987		2,896,987
1298	547	Pader District	Bolo HC II	HC II	GOV	254278	506400	2,896,987		2,896,987

S/N	Vote Code	District	Account Name	Level	Owner	PBS Cost Center ID	IFMIS ID	Annual Budget at facilities 2019/20	o/w Additional EMHS Credit line for PNFPs (at JMS)	Transfers to health facilities
1299	547	Pader District	Dure HC II	HC II	GOV	254287	506401	2,896,987		2,896,987
1300	547	Pader District	Lagile HC II	HC II	GOV	254279	506403	2,896,987		2,896,987
1301	547	Pader District	LATANYA HEALTH CENTRE III	HC II	GOV	254268	548122	2,896,987		2,896,987
1302	547	Pader District	LATIGI HC II	HC II	GOV	272574		2,896,987		2,896,987
1303	547	Pader District	LAWIRE HEALTH CENTRE II	HC II	GOV	254283	548123	2,896,987		2,896,987
1304	547	Pader District	Ogago HC II	HC II	GOV	254292	506405	2,896,987		2,896,987
1305	547	Pader District	Ogonyo HC II	HC II	GOV	254293	506406	2,896,987		2,896,987
1306	547	Pader District	Oguta HC II	HC II	GOV	254291	506407	2,896,987		2,896,987
1307	547	Pader District	Okinga HC II	HC II	GOV	254276	506408	2,896,987		2,896,987
1308	547	Pader District	ORYANG HC II	HC II	GOV	272577		2,896,987		2,896,987
1309	547	Pader District	PAIBWOR HC II	HC II	GOV	272576		2,896,987		2,896,987
1310	547	Pader District	Paiula HC II	HC II	GOV	254269	506409	2,896,987		2,896,987
1311	547	Pader District	PAKEYO HC II	HC II	GOV	272575		2,896,987		2,896,987
1312	547	Pader District	Porogali HC II	HC II	GOV	254286	506410	2,896,987		2,896,987
1313	547	Pader District	WIPOLO HEALTH CENTRE	HC II	GOV	254282	548127	2,896,987		2,896,987
1314	547	Pader District	Mary Immaculate Health Centre	HC II	UCMB	254285	506412	5,675,891	223,651	5,452,240
	547	Pader District Total						176,248,172	223,651	176,024,521
1315	548	Pallisa District	PALLISA DISTRICT HOSPITAL	Hospital	GOV	256219	506394	205,161,917		205,161,917
1316	548	Pallisa District	AGULE HEALTH CENTRE III	HC III	GOV	254299	507262	18,242,115		18,242,115
1317	548	Pallisa District	APOPONG HEALTH CENTRE III	HC III	GOV	254301	506376	18,242,115		18,242,115
1318	548	Pallisa District	GOGONYO HEALTH CENTRE III	HC III	GOV	254304	506375	18,242,115		18,242,115
1319	548	Pallisa District	KABOLOI HEALTH CENTRE III	HC III	GOV	254317	506380	18,242,115		18,242,115
1320	548	Pallisa District	KAMEKE HEALTH CENTRE III	HC III	GOV	254310	506378	18,242,115		18,242,115
1321	548	Pallisa District	KAMUGE HEALTH CENTRE III	HC III	GOV	254311	506377	18,242,115		18,242,115
1322	548	Pallisa District	KASODO HEALTH CENTRE III	HC III	GOV	254312	506379	18,242,115		18,242,115

S/N	Vote Code	District	Account Name	Level	Owner	PBS Cost Center ID	IFMIS ID	Annual Budget at facilities 2019/20	o/w Additional EMHS Credit line for PNFPs (at JMS)	Transfers to health facilities
1323	548	Pallisa District	KIBALE HEALTH CENTRE III	HC III	GOV	254313	506381	18,242,115		18,242,115
1324	548	Pallisa District	MPONGI HEALTH CENTRE III	HC III	GOV	254323	507263	18,242,115		18,242,115
1325	548	Pallisa District	OLOK HEALTH CENTRE II	HC III	GOV	254314	506385	15,153,041		15,153,041
1326	548	Pallisa District	PALLISA TC HEALTH CENTE III	HC III	GOV	254319	506374	18,242,115		18,242,115
1327	548	Pallisa District	PALLISA MISSION DISPENSARY	HC III	UCMB	254296	507268	7,313,673	1,611,879	5,701,794
1328	548	Pallisa District	KAUKULA HEALTH CENTRE II	HC II	GOV	254302	507266	7,576,520		7,576,520
1329	548	Pallisa District	LIMOTO HEALTH CEN'TRE II	HC II	GOV	254322	506383	7,576,520		7,576,520
1330	548	Pallisa District	OBUTETE HEALTH CENTRE II	HC II	GOV	254305	506384	7,576,520		7,576,520
1331	548	Pallisa District	OLADOT HEALTH CENTRE II	HC II	GOV	254315	506386	6,655,906		6,655,906
	548	Pallisa District Total						439,435,252	1,611,879	437,823,373
1332	549	Rakai District	RAKAI HOSPITAL	Hospital	GOV	256222	113992	174,991,614		174,991,614
1333	549	Rakai District	Buyamba HC III	HC III	GOV	254344	504246	11,704,861		11,704,861
1334	549	Rakai District	Byakabanda HC III	HC III	GOV	254341	506638	11,704,861		11,704,861
1335	549	Rakai District	Kacheera HC III	HC III	GOV	254352	504247	11,704,861		11,704,861
1336	549	Rakai District	Kibanda HC III	HC III	GOV	254370	504287	11,704,861		11,704,861
1337	549	Rakai District	Kifamba HC III	HC III	GOV	254372	504286	11,704,861		11,704,861
1338	549	Rakai District	Kimuli HC III	HC III	GOV	254356	504248	11,704,861		11,704,861
1339	549	Rakai District	Kiziba HC II	HC III	GOV	254378	504251	11,704,861		11,704,861
1340	549	Rakai District	Kyalulangira HC III	HC III	GOV	254381	504244	11,704,861		11,704,861
1341	549	Rakai District	Lwanda HC III	HC III	GOV	254401	504245	11,704,861		11,704,861
1342	549	Rakai District	BUYAMBA DISP AND MATERNITY UN	HC III	UCMB	254343	504239	4,889,614	529,927	4,359,687
1343	549	Rakai District	Lwamaggwa HC III	HC III	UCMB	254394	506639	12,306,118	529,927	11,776,191
1344	549	Rakai District	MBUYE DISPENSARY	HC III	UCMB	254404	118261	4,889,614	529,927	4,359,687
1345	549	Rakai District	ST BERNARDS MANNYA HEALTH CENT	HC III	UCMB	254334	504243	4,889,614	529,927	4,359,687
1346	549	Rakai District	BbaaleGundaHC II	HC II	GOV	254325	504293	2,707,406		2,707,406
1347	549	Rakai District	Bugona HC II	HC II	GOV	254399	504263	2,707,406		2,707,406

S/N	Vote Code	District	Account Name	Level	Owner	PBS Cost Center ID	IFMIS ID	Annual Budget at facilities 2019/20	o/w Additional EMHS Credit line for PNFPs (at JMS)	Transfers to health facilities
1348	549	Rakai District	Butiti HC II	HC II	GOV	254402	504254	2,707,406		2,707,406
1349	549	Rakai District	Kabusota HC II	HC II	GOV	254396	504264	2,707,406		2,707,406
1350	549	Rakai District	Kagamba HC II	HC II	GOV	254355	504259	2,707,406		2,707,406
1351	549	Rakai District	Kakundi HC II	HC II	GOV	254397	504261	2,707,406		2,707,406
1352	549	Rakai District	Kaleere HC II	HC II	GOV	254345	504256	2,707,406		2,707,406
1353	549	Rakai District	Kasankala HC II	HC II	GOV	254354	504258	2,707,406		2,707,406
1354	549	Rakai District	Katatenga HC II	HC II	GOV	254353	504265	2,707,406		2,707,406
1355	549	Rakai District	Kayanja Prisons HC II	HC II	GOV	256816	504260	2,707,406		2,707,406
1356	549	Rakai District	Kayonza Ddwaniro Health Center	HC II	GOV	254346	504267	2,707,406		2,707,406
1357	549	Rakai District	Kayonza Kacheera HC II	HC II	GOV	254347	504266	2,707,406		2,707,406
1358	549	Rakai District	Kibaale HC II	HC II	GOV	254329	548224	2,707,406		2,707,406
1359	549	Rakai District	Kibuuka HC II	HC II	GOV	254398	506641	2,707,406		2,707,406
1360	549	Rakai District	Kyabigondo HC II	HC II	GOV	254400	504262	2,707,406		2,707,406
1361	549	Rakai District	Kyempewo HC II	HC II	GOV	256903	506642	2,707,406		2,707,406
1362	549	Rakai District	Lukere HC II	HC II	GOV	254379	504252	2,707,406		2,707,406
1363	549	Rakai District	Lwabakooba HC II	HC II	GOV	254357	504257	2,707,406		2,707,406
1364	549	Rakai District	Lwakalolo HC II	HC II	GOV	254348	504255	2,707,406		2,707,406
1365	549	Rakai District	LWAMAGGWA PARISH DISPENSARY	HC II	GOV	254395	504240	2,673,850		2,673,850
1366	549	Rakai District	Lwembajjo HC II	HC II	GOV	254382	504253	2,707,406		2,707,406
1367	549	Rakai District	Magabi HC II	HC II	GOV	254371	504294	2,707,406		2,707,406
1368	549	Rakai District	Michungiro HC II	HC II	GOV	254342	506640	2,707,406		2,707,406
1369	549	Rakai District	RCBHP KASANKALA	HC II	GOV	254331	504232	9,440,264		9,440,264
1370	549	Rakai District	Rwensinga HC II	HC II	GOV	254332	504250	2,707,406		2,707,406
1371	549	Rakai District	KAYAYUMBE HEALTH UNIT CENTER	HC II	UCMB	254403	504241	3,081,391	264,963	2,816,427
	549	Rakai District Total						384,776,165	2,384,671	382,391,494
1372	550	Rukungiri District	Kisiizi Hospital Delegated Fund	Hospital	UPMB	256228	506507	110,270,890	493,664	109,777,226
1373	550	Rukungiri District	Karoli Lwanga Hospital Nyakibale	Hospital	UCMB	256223	506560	140,517,120	493,664	140,023,457
1374	550	Rukungiri District	BUGANGARI HC IV	HC IV	GOV	256224	506518	33,725,083		33,725,083
1375	550	Rukungiri District	BUHUNGA HC IV	HC IV	GOV	256225	506520	33,725,083		33,725,083
1376	550	Rukungiri District	KEBISONI HC IV	HC IV	GOV	256227	507198	33,725,083		33,725,083
1377	550	Rukungiri District	BIKURUNGU HCIII	HC III	GOV	256896	506533	6,671,869		6,671,869
1378	550	Rukungiri District	BUYANJA HC III	HC III	GOV	254434	506505	6,671,869		6,671,869

S/N	Vote Code	District	Account Name	Level	Owner	PBS Cost Center ID	IFMIS ID	Annual Budget at facilities 2019/20	o/w Additional EMHS Credit line for PNFPs (at JMS)	Transfers to health facilities
1379	550	Rukungiri District	BWAMBARA HC III	HC III	GOV	254439	506519	6,671,869		6,671,869
1380	550	Rukungiri District	KARUHEMBE HC II	HC III	GOV	254449	507199	6,671,869		6,671,869
1381	550	Rukungiri District	KAVUUYA MEMORIAL HC III	HC III	GOV	272489		6,671,869		6,671,869
1382	550	Rukungiri District	KISIIZI HC III	HC III	GOV	254467	506504	6,671,869		6,671,869
1383	550	Rukungiri District	NYAKAGYEME HC III	HC III	GOV	254454	507205	6,671,869		6,671,869
1384	550	Rukungiri District	Nyakishenyi Health Unit	HC III	GOV	256927	554554	6,671,869		6,671,869
1385	550	Rukungiri District	RUHINDA HC III	HC III	GOV	254477	507206	6,671,869		6,671,869
1386	550	Rukungiri District	RWENSHAMA HC III	HC III	GOV	254442	506521	6,671,869		6,671,869
1387	550	Rukungiri District	Kibirizi HC III	HC III	UCMB	254430	507213	4,575,770	0	4,575,770
1388	550	Rukungiri District	Ndama HC III	HC III	UCMB	254448	507210	4,575,770	0	4,575,770
1389	550	Rukungiri District	Nyakishenyi HC III	HC III	UCMB	254460	506539	4,575,770	0	4,575,770
1390	550	Rukungiri District	Nyarushanje HC III	HC III	UCMB	254471	506540	4,575,770	0	4,575,770
1391	550	Rukungiri District	Rwengiri HC III	HC III	UCMB	254422	506544	4,575,770	0	4,575,770
1392	550	Rukungiri District	Burombe HC III	HC III	UPMB	254476	506554	4,575,770	0	4,575,770
1393	550	Rukungiri District	BIKUNGU HC II	HC II	GOV	254450	506509	1,975,340		1,975,340
1394	550	Rukungiri District	BUHANDAGAZI HCII	HC II	GOV	254436	506517	1,975,340		1,975,340
1395	550	Rukungiri District	BUNONO HC II	HC II	GOV	254468	506515	1,975,340		1,975,340
1396	550	Rukungiri District	BURORA HCII	HC II	GOV	254469	507202	1,975,340		1,975,340
1397	550	Rukungiri District	BWANDAHCI	HC II	GOV	254428	507207	1,975,340		1,975,340
1398	550	Rukungiri District	BWANGA HC II	HC II	GOV	254470	506508	1,975,340		1,975,340
1399	550	Rukungiri District	GARUBUNDA	HC II	GOV	254443	506511	1,975,340		1,975,340
1400	550	Rukungiri District	IBANDA HC II	HC II	GOV	254466	548291	1,975,340		1,975,340
1401	550	Rukungiri District	IHUNGA HCII	HC II	GOV	254472	506510	1,975,340		1,975,340
1402	550	Rukungiri District	KABUGA HC II	HC II	GOV	254473	507204	1,975,340		1,975,340
1403	550	Rukungiri District	KAHENGYEHCII	HC II	GOV	254444	506512	1,975,340		1,975,340
1404	550	Rukungiri District	KAKAMBA HCII	HC II	GOV	254431	506525	1,975,340		1,975,340
1405	550	Rukungiri District	KASHESHE HC II	HC II	GOV	254435	506506	1,975,340		1,975,340
1406	550	Rukungiri District	KATONYA HC II	HC II	GOV	254462	507201	1,975,340		1,975,340
1407	550	Rukungiri District	KIKARARA HC II	HC II	GOV	254440	506532	1,975,340		1,975,340
1408	550	Rukungiri District	KIKONGI HC II	HC II	GOV	254441	506527	1,975,340		1,975,340
1409	550	Rukungiri District	KYABURERE HCII	HC II	GOV	254426	506529	1,975,340		1,975,340
1410	550	Rukungiri District	MASYA HC II	HC II	GOV	254456	507215	1,975,340		1,975,340
1411	550	Rukungiri District	Murama HC II	HC II	GOV	254463	506553	1,975,340		1,975,340
1412	550	Rukungiri District	NDEERE HC11	HC II	GOV	254418	506528	1,975,340		1,975,340
1413	550	Rukungiri District	NGOMA HC II	HC II	GOV	254464	507203	1,975,340		1,975,340
1414	550	Rukungiri District	NYABITEETE HC II	HC II	GOV	254427	506522	1,975,340		1,975,340

S/N	Vote Code	District	Account Name	Level	Owner	PBS Cost Center ID	IFMIS ID	Annual Budget at facilities 2019/20	o/w Additional EMHS Credit line for PNFPs (at JMS)	Transfers to health facilities
1415	550	Rukungiri District	NYABUSHENYI HC II	HC II	GOV	254474	548220	1,975,340		1,975,340
1416	550	Rukungiri District	NYAKARIRO HC II	HC II	GOV	254455	506523	1,975,340		1,975,340
1417	550	Rukungiri District	NYAKINENGO HC II	HC II	GOV	254459	506530	1,975,340		1,975,340
1418	550	Rukungiri District	NYARUGANDO HC II	HC II	GOV	254465	506516	1,975,340		1,975,340
1419	550	Rukungiri District	NYARWIMUKA HC II	HC II	GOV	254479	506524	1,975,340		1,975,340
1420	550	Rukungiri District	RUBANGA HC II	HC II	GOV	254437	507200	1,975,340		1,975,340
1421	550	Rukungiri District	RUGANDO HCII	HC II	GOV	254451	506531	1,975,340		1,975,340
1422	550	Rukungiri District	RUTEETE HC II	HC II	GOV	254452	507209	1,975,340		1,975,340
1423	550	Rukungiri District	RUYONZA HCII	HC II	GOV	254475	506513	1,975,340		1,975,340
1424	550	Rukungiri District	RWAMUHIMAH HC II	HC II	GOV	254432	506514	1,975,340		1,975,340
1425	550	Rukungiri District	Rweshama HC II	HC II	PNFP	254421	506559	3,829,770	0	3,829,770
1426	550	Rukungiri District	Kahoko HC II	HC II	UCMB	254453	506549	2,133,400	0	2,133,400
1427	550	Rukungiri District	Rutoma HC II	HC II	UCMB	254420	506545	2,133,400	0	2,133,400
1428	550	Rukungiri District	Burama HC II	HC II	UPMB	254438	507214	4,575,770	0	4,575,770
1429	550	Rukungiri District	Kafunjo HCII	HC II	UPMB	254461	505072	1,973,969	0	1,973,969
1430	550	Rukungiri District	Kafunjo Health Centre II	HC II	UPMB	256929	554556	2,133,400	0	2,133,400
1431	550	Rukungiri District	Katerampungu HC II	HC II	UPMB	254425	506552	2,133,400	0	2,133,400
1432	550	Rukungiri District	Kitojo HC II	HC II	UPMB	254433	548319	2,133,400	0	2,133,400
1433	550	Rukungiri District	Kyamakanda HCII	HC II	UPMB	254415	506543	2,133,400	0	2,133,400
1434	550	Rukungiri District	Mabanga HC II	HC II	UPMB	256917	507211	2,133,400	0	2,133,400
1435	550	Rukungiri District	Masya C.O.U Health Centre II	HC II	UPMB	254457	554553	2,133,400	0	2,133,400
1436	550	Rukungiri District	Mitoma HC II	HC II	UPMB	254417	506551	2,133,400	0	2,133,400
1437	550	Rukungiri District	Murama Health Centre II	HC II	UPMB	256928	554555	3,829,770	0	3,829,770
1438	550	Rukungiri District	Nyakabungo HC II	HC II	UPMB	254445	506538	2,133,400	0	2,133,400
1439	550	Rukungiri District	Nyakazinga HC II	HC II	UPMB	254447	506541	2,133,400	0	2,133,400
1440	550	Rukungiri District	Rwabukoba HC II	HC II	UPMB	254478	506550	2,133,400	0	2,133,400
1441	550	Rukungiri District	Rwakigaju HC II	HC II	UPMB	254423	506547	2,133,400	0	2,133,400
1442	550	Rukungiri District	Rwakirungura HC II	HC II	UPMB	254424	506542	2,133,400	0	2,133,400
1443	550	Rukungiri District	Rwerere HC II	HC II	UPMB	254458	507216	4,575,770	0	4,575,770
	550	Rukungiri District Total						558,000,108	987,327	557,012,781
1444	551	Sembabule District	NTUUSI HEALTH CENTRE IV	HC IV	GOV	256229	504957	35,762,149		35,762,149
1445	551	Sembabule District	SEMBABULE HEALTH CENTRE IV	HC IV	GOV	256230	506952	40,398,763		40,398,763
1446	551	Sembabule District	BUSHEKA HEALTH CENTRE II	HC III	GOV	254496	548314	7,919,266		7,919,266

S/N	Vote Code	District	Account Name	Level	Owner	PBS Cost Center ID	IFMIS ID	Annual Budget at facilities 2019/20	o/w Additional EMHS Credit line for PNFPs (at JMS)	Transfers to health facilities
1447	551	Sembabule District	KYABI HEALTH CENTRE III	HC III	GOV	254483	505416	14,934,603		14,934,603
1448	551	Sembabule District	LWEBTAKULI HEALTH CENTRE III	HC III	GOV	254486	504947	11,061,479		11,061,479
1449	551	Sembabule District	LWEMIYAGA HCIII	HC III	GOV	254491	507067	14,934,603		14,934,603
1450	551	Sembabule District	MATEETE HEALTH CENTRE III	HC III	GOV	254481	505417	14,934,603		14,934,603
1451	551	Sembabule District	NTUUSI DISP R E HCIII	HC III	UCMB	254498	504962	5,735,848	966,658	4,769,190
1452	551	Sembabule District	ST AGATHA LWEB HCIII	HC III	UCMB	256914	507069	5,534,560	966,658	4,567,902
1453	551	Sembabule District	ST LUCIEN KATIMBA HCIII	HC III	UCMB	254482	504961	5,735,848	966,658	4,769,190
1454	551	Sembabule District	BULONGO HC II	HC II	GOV	272498		4,164,031		4,164,031
1455	551	Sembabule District	KABALE HEALTH CENTRE II	HC II	GOV	254480	504955	3,959,633		3,959,633
1456	551	Sembabule District	KABUNDI HEALTH CENTRE II	HC II	GOV	254495	504950	3,602,048		3,602,048
1457	551	Sembabule District	KAGANGO HEALTH CENTRE II	HC II	GOV	254484	504951	3,959,633		3,959,633
1458	551	Sembabule District	KAMPALA HEALTH CENTRE II	HC II	GOV	254488	504960	3,959,633		3,959,633
1459	551	Sembabule District	KARUSHONSOMEZI HC II	HC II	GOV	272552		4,164,031		4,164,031
1460	551	Sembabule District	KASAALU HEALTH CENTRE II	HC II	GOV	254497	504948	3,602,048		3,602,048
1461	551	Sembabule District	KASAMBYA HEALTH CENTRE II	HC II	GOV	256925	548213	3,959,633		3,959,633
1462	551	Sembabule District	KAYUNGA HEALTH CENTRE II	HC II	GOV	254494	504949	3,602,048		3,602,048
1463	551	Sembabule District	KEIZOBA HEALTH CENTRE II	HC II	GOV	254489	504959	3,959,633		3,959,633
1464	551	Sembabule District	KYEERA HEALTH CENTRE II	HC II	GOV	254490	504958	3,959,633		3,959,633
1465	551	Sembabule District	LUGUSULU HEALTH CENTRE II	HC II	GOV	256847	504954	7,893,961		7,893,961
1466	551	Sembabule District	MAKOOLE HEALTH CENTRE II	HC II	GOV	254492	507068	3,959,633		3,959,633
1467	551	Sembabule District	MITETE HEALTH CENTRE II	HC II	GOV	254493	504952	3,959,633		3,959,633

S/N	Vote Code	District	Account Name	Level	Owner	PBS Cost Center ID	IFMIS ID	Annual Budget at facilities 2019/20	o/w Additional EMHS Credit line for PNFPs (at JMS)	Transfers to health facilities
1468	551	Sembabule District	MITIIMA HC II	HC II	GOV	272497		4,164,031		4,164,031
1469	551	Sembabule District	NTETE HEALTH CENTRE II	HC II	GOV	254487	504956	3,959,633		3,959,633
	551	Sembabule District Total						223,780,614	2,899,975	220,880,639
1470	552	Sironko District	Budadiri Health Centre	HC IV	GOV	256231	505738	28,300,439		28,300,439
1471	552	Sironko District	Buwasa Health Centre	HC IV	GOV	256232	507047	31,686,058		31,686,058
1472	552	Sironko District	Bugitimwa Health Centre	HC III	GOV	254501	507048	10,378,054		10,378,054
1473	552	Sironko District	Bulujewa Health Centre	HC III	GOV	254521	505745	7,899,050		7,899,050
1474	552	Sironko District	Bulwala Health Centre	HC III	GOV	254502	507050	7,899,050		7,899,050
1475	552	Sironko District	Bumulisha Health Centre	HC III	GOV	254511	505740	7,899,050		7,899,050
1476	552	Sironko District	Bumumulo Health Centre	HC III	GOV	254523	507052	7,899,050		7,899,050
1477	552	Sironko District	Bunagami Health Centre	HC III	GOV	254503	505739	7,899,050		7,899,050
1478	552	Sironko District	Bunaseke Health Centre	HC III	GOV	254504	505736	7,899,050		7,899,050
1479	552	Sironko District	Bundege Health Centre	HC III	GOV	254505	507049	7,252,260		7,252,260
1480	552	Sironko District	Butandiga Health Centre	HC III	GOV	254506	505742	7,899,050		7,899,050
1481	552	Sironko District	Buteza Health Centre	HC III	GOV	254514	507046	11,259,705		11,259,705
1482	552	Sironko District	Buwalasi Health Centre	HC III	GOV	254516	505737	11,259,705		11,259,705
1483	552	Sironko District	Mbaya Health Centre	HC III	GOV	254507	505741	7,899,050		7,899,050
1484	552	Sironko District	Sironko Health Centre	HC III	GOV	254520	505734	11,259,705		11,259,705
1485	552	Sironko District	Buhugu Health Centre	HC III	UPMB	254512	505750	4,546,567	365,830	4,180,736
1486	552	Sironko District	Bubeza Health Centre	HC II	GOV	254499	505743	3,626,130		3,626,130
1487	552	Sironko District	Buboolo Health Centre	HC II	GOV	254518	505746	3,551,565		3,551,565
1488	552	Sironko District	Bugusege Health Centre	HC II	GOV	254515	505735	3,626,130		3,626,130
1489	552	Sironko District	Buyaya Health Centre	HC II	GOV	254519	505744	3,626,130		3,626,130
1490	552	Sironko District	BUYOBO HC II	HC II	GOV	272597		3,616,810		3,616,810
1491	552	Sironko District	Kyesha Health Centre	HC II	GOV	254522	505748	3,626,130		3,626,130
1492	552	Sironko District	Mutufu Health Centre	HC II	GOV	254513	507051	3,626,130		3,626,130
1493	552	Sironko District	NAMPANGA HC II	HC II	GOV	272596		3,616,810		3,616,810
1494	552	Sironko District	Simupondo Health Centre	HC II	GOV	254510	505747	3,626,130		3,626,130
	552	Sironko District Total						211,676,862	365,830	211,311,031

S/N	Vote Code	District	Account Name	Level	Owner	PBS Cost Center ID	IFMIS ID	Annual Budget at facilities 2019/20	o/w Additional EMHS Credit line for PNFPs (at JMS)	Transfers to health facilities
1495	553	Soroti District	Tiriri HC IV	HC IV	GOV	256233	506652	39,465,496		39,465,496
1496	553	Soroti District	Asuret HC III	HC III	GOV	254534	504298	14,066,599		14,066,599
1497	553	Soroti District	Dakabela HC III	HC III	GOV	254531	504295	14,066,599		14,066,599
1498	553	Soroti District	Gweri HC III	HC III	GOV	254537	506654	14,066,599		14,066,599
1499	553	Soroti District	Kamuda HC III	HC III	GOV	254538	506653	14,066,599		14,066,599
1500	553	Soroti District	KICHINJAJI HC III	HC III	GOV	254524	544236	14,066,599		14,066,599
1501	553	Soroti District	Soroti HC III	HC III	GOV	254541	504296	14,066,599		14,066,599
1502	553	Soroti District	Tubur HC III	HC III	GOV	254543	504297	14,066,599		14,066,599
1503	553	Soroti District	Agirigiroi HC II	HC II	GOV	254528	506655	4,150,052		4,150,052
1504	553	Soroti District	Arabaka HC II	HC II	GOV	254529	506657	4,150,052		4,150,052
1505	553	Soroti District	Arapai HC II	HC II	GOV	254530	504304	4,150,052		4,150,052
1506	553	Soroti District	Aukot HC II	HC II	GOV	254535	504303	4,150,052		4,150,052
1507	553	Soroti District	Awaliwal HC II	HC II	GOV	254536	504302	4,150,052		4,150,052
1508	553	Soroti District	Lalle HC II	HC II	GOV	254525	506656	4,150,052		4,150,052
1509	553	Soroti District	Ocokican HC II	HC II	GOV	254533	504300	4,150,052		4,150,052
1510	553	Soroti District	Ojom HC II	HC II	GOV	254540	504299	4,150,052		4,150,052
1511	553	Soroti District	Opuyo HC II	HC II	GOV	254542	504301	4,150,052		4,150,052
1512	553	Soroti District	Katine Catholic Health Centre	HC II	UCMB	254539	31645	4,770,959	429,130	4,341,829
1513	553	Soroti District	Madera Catholic Health Centre	HC II	UCMB	254526	544237	3,157,322	429,130	2,728,192
	553	Soroti District Total						183,210,442	858,261	182,352,181
1514	554	Tororo District	Tororo General Hospital	Hospital	GOV	256234	505603	517,959,256		517,959,256
1515	554	Tororo District	St anthony hospital	Hospital	UCMB	256236	507003	119,324,071	0	119,324,071
1516	554	Tororo District	Mukuju HEALTH CENTER IV	HC IV	GOV	256237	505562	42,453,390		42,453,390
1517	554	Tororo District	Mulanda HEALTH CENTER IV	HC IV	GOV	256238	507001	25,258,218		25,258,218
1518	554	Tororo District	Nagongera HEALTH CENTER IV	HC IV	GOV	256239	128930	26,667,336		26,667,336
1519	554	Tororo District	BENEDICTINE EYE HOSPITAL	HC IV	UCMB	256235	113845	31,389,920	1,113,147	30,276,772

S/N	Vote Code	District	Account Name	Level	Owner	PBS Cost Center ID	IFMIS ID	Annual Budget at facilities 2019/20	o/w Additional EMHS Credit line for PNFPs (at JMS)	Transfers to health facilities
1520	554	Tororo District	Mifumi HC III	HC III	CBO	254554	505601	5,991,763	556,574	5,435,189
1521	554	Tororo District	Atangi HEALTH CENTER III	HC III	GOV	254560	505566	10,536,503		10,536,503
1522	554	Tororo District	Iyolwa HEALTH CENTER III	HC III	GOV	254553	505588	10,536,503		10,536,503
1523	554	Tororo District	Kirewa HEALTH CENTER III	HC III	GOV	254555	506997	10,536,503		10,536,503
1524	554	Tororo District	Kisoko HEALTH CENTER III	HC III	GOV	254558	505576	10,536,503		10,536,503
1525	554	Tororo District	Kiyeyi HEALTH CENTER III	HC III	GOV	254572	505587	10,536,503		10,536,503
1526	554	Tororo District	Kwapa HEALTH CENTER III	HC III	GOV	254559	505565	10,536,503		10,536,503
1527	554	Tororo District	Malaba HEALTH CENTER III	HC III	GOV	254563	548119	10,536,503		10,536,503
1528	554	Tororo District	Mella HEALTH CENTER III	HC III	GOV	254564	505564	10,536,503		10,536,503
1529	554	Tororo District	Merkit HEALTH CENTER III	HC III	GOV	254545	505567	10,536,503		10,536,503
1530	554	Tororo District	Molo HEALTH CENTER III	HC III	GOV	254546	506994	10,536,503		10,536,503
1531	554	Tororo District	Osukuru HEALTH CENTER III	HC III	GOV	254579	505563	10,536,503		10,536,503
1532	554	Tororo District	Panyangasi HEALTH CENTER III	HC III	GOV	254589	505589	10,536,503		10,536,503
1533	554	Tororo District	Paya HEALTH CENTER III	HC III	GOV	254584	505575	10,536,503		10,536,503
1534	554	Tororo District	Petta HEALTH CENTER III	HC III	GOV	254588	505577	10,536,503		10,536,503
1535	554	Tororo District	Poyameri HEALTH CENTER III	HC III	GOV	254562	505590	10,536,503		10,536,503
1536	554	Tororo District	Sop Sop HEALTH CENTER II	HC III	GOV	254592	505582	5,462,440		5,462,440
1537	554	Tororo District	St John's Kayoro HC II	HC II	CBO	256913	507004	2,733,106	278,287	2,454,820
1538	554	Tororo District	Amoni HEALTH CENTER II	HC II	GOV	254544	505571	2,731,220		2,731,220
1539	554	Tororo District	AMURWO	HC II	GOV	272495		2,731,220		2,731,220
1540	554	Tororo District	Apetai HEALTH CENTER II	HC II	GOV	254567	506995	2,731,220		2,731,220
1541	554	Tororo District	Chawolo HEALTH CENTER II	HC II	GOV	254569	505596	2,731,220		2,731,220

S/N	Vote Code	District	Account Name	Level	Owner	PBS Cost Center ID	IFMIS ID	Annual Budget at facilities 2019/20	o/w Additional EMHS Credit line for PNFPs (at JMS)	Transfers to health facilities
1542	554	Tororo District	Fungwe HEALTH CENTER II	HC II	GOV	254552	505591	2,731,220		2,731,220
1543	554	Tororo District	Gwaragwara HEALTH C II	HC II	GOV	254557	506998	2,731,220		2,731,220
1544	554	Tororo District	Kamuli HEALTH CENTERII	HC II	GOV	254568	505570	2,731,220		2,731,220
1545	554	Tororo District	Katajula HEALTH CENTER II	HC II	GOV	254575	505581	2,731,220		2,731,220
1546	554	Tororo District	Kayoro HEALTH CENTER II	HC II	GOV	254580	505574	2,731,220		2,731,220
1547	554	Tororo District	Kidoko HEALTH CENTER II	HC II	GOV	254566	505568	2,731,220		2,731,220
1548	554	Tororo District	Kirewa Chawolo HEALTH CENTER	HC II	GOV	254556	505586	2,731,220		2,731,220
1549	554	Tororo District	Ligingi HEALTH CENTER II	HC II	GOV	254573	507002	2,731,220		2,731,220
1550	554	Tororo District	Lwala HEALTH CCENTER II	HC II	GOV	254570	505597	2,731,220		2,731,220
1551	554	Tororo District	Magola HEALTH CENTER II	HC II	GOV	254561	505592	2,731,220		2,731,220
1552	554	Tororo District	Makawari HEALTH CENTER II	HC II	GOV	254586	505580	2,731,220		2,731,220
1553	554	Tororo District	Maliri HEALTH CENTERII	HC II	GOV	254565	505569	2,731,220		2,731,220
1554	554	Tororo District	Maundo HEALTH CENTERII	HC II	GOV	254578	505578	2,731,220		2,731,220
1555	554	Tororo District	Mbula HEALTH CENTER II	HC II	GOV	254587	507000	2,731,220		2,731,220
1556	554	Tororo District	Morkiswa HEALTH CENTER II	HC II	GOV	254547	505585	2,731,220		2,731,220
1557	554	Tororo District	Morukatipe HEALTH CENTER II	HC II	GOV	254548	505572	2,731,220		2,731,220
1558	554	Tororo District	Mudodo HEALTH CENTER II	HC II	GOV	254590	505595	2,731,220		2,731,220
1559	554	Tororo District	Mwello HEALTH CENTER II	HC II	GOV	254571	505598	2,731,220		2,731,220
1560	554	Tororo District	NAMWAYA HC II	HC II	GOV	272496		2,731,220		2,731,220
1561	554	Tororo District	Nawire HEALTH CENTER II	HC II	GOV	254583	505579	2,731,220		2,731,220

S/N	Vote Code	District	Account Name	Level	Owner	PBS Cost Center ID	IFMIS ID	Annual Budget at facilities 2019/20	o/w Additional EMHS Credit line for PNFPs (at JMS)	Transfers to health facilities
1562	554	Tororo District	Nyalakot HEALTH CENTER II	HC II	GOV	254581	506996	2,731,220		2,731,220
1563	554	Tororo District	Nyamalogo HEALTH CENTER II	HC II	GOV	254574	505599	2,731,220		2,731,220
1564	554	Tororo District	Nyiamera HEALTH CENTER II	HC II	GOV	254550	505593	2,731,220		2,731,220
1565	554	Tororo District	Opedede HEALTH CENTER II	HC II	GOV	254582	505573	2,731,220		2,731,220
1566	554	Tororo District	Osia HEALTH CENTER II	HC II	GOV	254591	505594	2,731,220		2,731,220
1567	554	Tororo District	Pokongo HEALTH CENTER II	HC II	GOV	254576	505584	2,731,220		2,731,220
1568	554	Tororo District	Pusere HEALTH CENTER II	HC II	GOV	254585	506999	2,731,220		2,731,220
1569	554	Tororo District	SONI HC II	HC II	GOV	272494		2,731,220		2,731,220
1570	554	Tororo District	Were HEALTH CENTER II	HC II	GOV	254577	505583	2,731,220		2,731,220
	554	Tororo District Total						1,025,417,313	1,948,008	1,023,469,305
1571	555	Wakiso District	Kisubi Hospital delegated fund	Hospital	UCMB	254624	115544	864,685,204	405,280,571	459,404,633
1572	555	Wakiso District	Saidina Abubakar Islamic Hospi	Hospital	UMMB	256242	505518	464,685,204	214,144,342	250,540,862
1573	555	Wakiso District	Busiro East Primary Health Car	HC IV	GOV	256871	505513	56,427,801		56,427,801
1574	555	Wakiso District	Busiro North Health Sub Distr	HC IV	GOV	256870	505505	56,427,801		56,427,801
1575	555	Wakiso District	Kajjansi Health Centre IV	HC IV	GOV	254671	505507	56,427,801		56,427,801
1576	555	Wakiso District	Kyadondo East Health Sub Distr	HC IV	GOV	256872	505516	56,427,801		56,427,801
1577	555	Wakiso District	Bulondo Health Centre	HC III	GOV	254651	506975	21,198,593		21,198,593
1578	555	Wakiso District	Busawamanze Health Centre	HC III	GOV	254639	505499	21,198,593		21,198,593
1579	555	Wakiso District	Bussi Health Centre	HC III	GOV	254611	123631	21,198,593		21,198,593
1580	555	Wakiso District	Kakiri Health Centre	HC III	GOV	254620	505502	21,198,593		21,198,593
1581	555	Wakiso District	Kasanje Health Centre	HC III	GOV	254623	505496	21,198,593		21,198,593
1582	555	Wakiso District	Kiziba Health Centre	HC III	GOV	254638	505489	21,198,593		21,198,593
1583	555	Wakiso District	Kyengera Health Centre	HC III	GOV	254667	506972	16,146,456		16,146,456
1584	555	Wakiso District	Mende Health Centre	HC III	GOV	254653	505483	21,198,593		21,198,593
1585	555	Wakiso District	Nakawuka Health Centre	HC III	GOV	254672	506974	21,198,593		21,198,593

S/N	Vote Code	District	Account Name	Level	Owner	PBS Cost Center ID	IFMIS ID	Annual Budget at facilities 2019/20	o/w Additional EMHS Credit line for PNFPs (at JMS)	Transfers to health facilities
1586	555	Wakiso District	Nakitokolo Health Centre Namayumba	HC III	GOV	254662	505494	16,146,456		16,146,456
1587	555	Wakiso District	Namayumba Epi Centre	HC III	GOV	254599	123036	21,198,593		21,198,593
1588	555	Wakiso District	Nsangi Health Centre	HC III	GOV	256245	505484	21,198,593		21,198,593
1589	555	Wakiso District	Wakiso EPI Centre Health Centr	HC III	GOV	254674	505479	21,198,593		21,198,593
1590	555	Wakiso District	Wattuba Health Centre	HC III	GOV	254607	505515	21,198,593		21,198,593
1591	555	Wakiso District	Kabubbu Health Centre	HC III	NGO	254596	115536	10,845,703	2,840,386	8,005,317
1592	555	Wakiso District	Lake Victoria Islands Child Ca	HC III	NGO	256874	505528	10,845,703	2,840,386	8,005,317
1593	555	Wakiso District	Nabbingo Primary Health care f	HC III	NGO	254600	505524	10,599,296	2,840,386	7,758,910
1594	555	Wakiso District	Buyege Health centre	HC III	UCMB	254621	115541	11,158,304	3,533,495	7,624,809
1595	555	Wakiso District	St Ulrika Health centre 3	HC III	UCMB	254604	506983	11,158,304	3,533,495	7,624,809
1596	555	Wakiso District	Taqwa Health Centre	HC III	UMMB	254605	115550	11,158,304	3,533,495	7,624,809
1597	555	Wakiso District	Mirembe Health Centre	HC III	UPMB	254663	115533	11,467,174	3,533,494	7,933,680
1598	555	Wakiso District	Nampungwe Health Centre	HC III	UPMB	254618	115537	11,158,304	3,533,495	7,624,809
1599	555	Wakiso District	BandaHealth Centre	HC II	GOV	254652	506977	8,073,228		8,073,228
1600	555	Wakiso District	Kambugu Health Centre	HC II	GOV	254640	505491	8,073,228		8,073,228
1601	555	Wakiso District	Kanzize Health Centre	HC II	GOV	254636	505503	8,073,228		8,073,228
1602	555	Wakiso District	Kasenge Health Centre	HC II	GOV	254666	505495	8,073,228		8,073,228
1603	555	Wakiso District	Kasozo Health Centre	HC II	GOV	254642	505493	8,073,228		8,073,228
1604	555	Wakiso District	KibujjoHealth Centre	HC II	GOV	254660	505509	8,073,228		8,073,228
1605	555	Wakiso District	Kitala Health Centre	HC II	GOV	254625	506969	8,073,228		8,073,228
1606	555	Wakiso District	KyengezaHealth Centre	HC II	GOV	254668	506978	8,073,228		8,073,228
1607	555	Wakiso District	Lubbe Health Centre	HC II	GOV	254616	506971	8,073,228		8,073,228
1608	555	Wakiso District	Lugungudde Health Centre	HC II	GOV	254637	505492	8,073,228		8,073,228
1609	555	Wakiso District	Magogo Health Centre	HC II	GOV	254617	506970	8,073,228		8,073,228
1610	555	Wakiso District	Nakitokolo Health Centre	HC II	GOV	254661	505504	8,073,228		8,073,228
1611	555	Wakiso District	Nalugala Health Centre	HC II	GOV	254626	115504	8,073,228		8,073,228
1612	555	Wakiso District	Namalere Health Centre	HC II	GOV	254664	505514	8,073,228		8,073,228
1613	555	Wakiso District	NsagguHealth Centre	HC II	GOV	256246	505478	8,073,228		8,073,228
1614	555	Wakiso District	Sentema Health Centre	HC II	GOV	254601	505490	8,073,228		8,073,228
1615	555	Wakiso District	Zinga Health Centre	HC II	GOV	254610	123034	8,073,228		8,073,228
1616	555	Wakiso District	Muzinda Katereke Primary Heal	HC II	UCMB	254669	505527	6,488,372	2,113,301	4,375,071
1617	555	Wakiso District	SOS Medical centre PHC	HC II	UMMB	256241	115542	6,488,372	2,113,301	4,375,071

S/N	Vote Code	District	Account Name	Level	Owner	PBS Cost Center ID	IFMIS ID	Annual Budget at facilities 2019/20	o/w Additional EMHS Credit line for PNFPs (at JMS)	Transfers to health facilities
1618	555	Wakiso District	Bbira Dispensary Management Co	HC II	UPMB	254675	505517	6,488,372	2,113,301	4,375,071
1619	555	Wakiso District	ST LUKE HEALTH CENTRE	HC II	UPMB	254655	552355	9,139,988	2,113,301	7,026,687
	555	Wakiso District Total						2,095,998,708	654,066,749	1,441,931,959
1620	556	Yumbe District	Yumbe General Hospital	Hospital	GOV	256247	505545	327,721,164		327,721,164
1621	556	Yumbe District	MIDIGO HC IV	HC IV	GOV	256248	506988	63,554,173		63,554,173
1622	556	Yumbe District	YUMBE HC IV	HC IV	GOV	254697	505530	44,370,736		44,370,736
1623	556	Yumbe District	APO HC II	HC III	GOV	254686	505541	18,851,633		18,851,633
1624	556	Yumbe District	ARIWA HC III	HC III	GOV	254688	505533	22,185,368		22,185,368
1625	556	Yumbe District	BARAKALA HC III	HC III	GOV	254702	505542	18,851,633		18,851,633
1626	556	Yumbe District	DRAMBA HC III	HC III	GOV	254689	505538	18,851,633		18,851,633
1627	556	Yumbe District	KERWA HC II	HC III	GOV	254693	505539	18,851,633		18,851,633
1628	556	Yumbe District	KOCHI HC III	HC III	GOV	254694	505534	22,185,368		22,185,368
1629	556	Yumbe District	KULIKULINGA HC III	HC III	GOV	254700	505532	22,185,368		22,185,368
1630	556	Yumbe District	MATUMA HC III	HC III	GOV	254692	505531	22,185,368		22,185,368
1631	556	Yumbe District	MOCHA HC II	HC III	GOV	254681	505544	18,851,633		18,851,633
1632	556	Yumbe District	YOYO HC III	HC III	GOV	254696	505529	22,185,368		22,185,368
1633	556	Yumbe District	LODONGA HEALTH CENTRE	HC III	UCMB	254698	505546	14,129,988	3,048,500	11,081,488
1634	556	Yumbe District	KEI HEALTH CENTRE PHC COND GRA	HC III	UPMB	254679	506989	14,129,988	3,048,500	11,081,488
1635	556	Yumbe District	ABIRIAMAJO HC II	HC II	GOV	254701	505536	9,425,816		9,425,816
1636	556	Yumbe District	ALIAPI HC II	HC II	GOV	254695	506984	9,425,816		9,425,816
1637	556	Yumbe District	AMBELECHU HC II	HC II	GOV	254699	506987	9,425,816		9,425,816
1638	556	Yumbe District	Gichara Health Centre II	HC II	GOV	254677	610551	9,425,816		9,425,816
1639	556	Yumbe District	Goboro Health Centre II	HC II	GOV	254678	610552	9,425,816		9,425,816
1640	556	Yumbe District	LOBE HC II	HC II	GOV	254691	505535	9,425,816		9,425,816
1641	556	Yumbe District	LOCOMGBO HC II	HC II	GOV	254703	505540	9,425,816		9,425,816
1642	556	Yumbe District	LOKPE HC II	HC II	GOV	254680	506986	9,425,816		9,425,816
1643	556	Yumbe District	Moli Health Centre II	HC II	GOV	254682	610553	9,425,816		9,425,816
1644	556	Yumbe District	MONGOYO HC II	HC II	GOV	254690	505537	9,425,816		9,425,816
1645	556	Yumbe District	OKUYO HC II	HC II	GOV	254687	506985	9,425,816		9,425,816
1646	556	Yumbe District	Ombachi Health Centre II	HC II	GOV	254683	610554	9,425,816		9,425,816
1647	556	Yumbe District	Pajama Health Centre II	HC II	GOV	254684	610555	9,425,816		9,425,816
1648	556	Yumbe District	Tuliki Health Centre II	HC II	GOV	254685	610556	9,425,816		9,425,816
1649	556	Yumbe District	ALNOOR HC III	HC II	UMMB	254676	505543	6,936,654	1,524,250	5,412,404

S/N	Vote Code	District	Account Name	Level	Owner	PBS Cost Center ID	IFMIS ID	Annual Budget at facilities 2019/20	o/w Additional EMHS Credit line for PNFPs (at JMS)	Transfers to health facilities
	556	Yumbe District Total						807,989,136	7,621,251	800,367,885
1650	557	Butaleja District	Busolwe Hospital	Hospital	GOV	256250	110644	187,861,104		187,861,104
1651	557	Butaleja District	Nabiganda HC IV	HC IV	GOV	256251	507057	36,715,061		36,715,061
1652	557	Butaleja District	Bubalya HC III	HC III	GOV	254711	505770	12,255,687		12,255,687
1653	557	Butaleja District	Budumba HC III	HC III	GOV	254704	507055	12,255,687		12,255,687
1654	557	Butaleja District	Bugalo HC III	HC III	GOV	254721	505766	12,255,687		12,255,687
1655	557	Butaleja District	Busaba HC III	HC III	GOV	254707	505765	12,255,687		12,255,687
1656	557	Butaleja District	Busabi HC III	HC III	GOV	254708	505769	12,255,687		12,255,687
1657	557	Butaleja District	Butaleja HC III	HC III	GOV	254713	505764	12,255,687		12,255,687
1658	557	Butaleja District	Kangalaba HC III	HC III	GOV	254714	505767	12,255,687		12,255,687
1659	557	Butaleja District	Nakwasi HC III	HC III	GOV	254712	507058	12,255,687		12,255,687
1660	557	Butaleja District	Naweyo HC III	HC III	GOV	254724	505768	12,255,687		12,255,687
1661	557	Butaleja District	Kachonga HC III	HC III	UCMB	254719	507056	17,071,518	785,851	16,285,666
1662	557	Butaleja District	OUR LADY OF LOURDES, MULAGI HEALTH	HC III	UCMB	254709	554597	8,996,649	785,851	8,210,798
1663	557	Butaleja District	Bingo HC II	HC II	GOV	254720	505773	3,869,262		3,869,262
1664	557	Butaleja District	Bunawale HC II	HC II	GOV	254705	505771	3,869,262		3,869,262
1665	557	Butaleja District	Doho HC II	HC II	GOV	254718	505774	3,869,262		3,869,262
1666	557	Butaleja District	Hahoola HC II	HC II	GOV	254706	505777	3,869,262		3,869,262
1667	557	Butaleja District	Kanyenya HC II	HC II	GOV	254715	505775	3,869,262		3,869,262
1668	557	Butaleja District	Madungha HC II	HC II	GOV	254722	507061	3,869,262		3,869,262
1669	557	Butaleja District	Muhuyu HC II	HC II	GOV	254710	507060	3,869,262		3,869,262
1670	557	Butaleja District	Nakasanga HC II	HC II	GOV	254723	505772	3,869,262		3,869,262
1671	557	Butaleja District	Nampologoma HC II	HC II	GOV	254717	505776	3,869,262		3,869,262
1672	557	Butaleja District	Namulo HC II	HC II	GOV	254716	507059	3,869,262		3,869,262
	557	Butaleja District Total						399,638,135	1,571,703	398,066,432
1673	558	Ibanda District	IBANDA HOSPITAL	Hospital	UCMB	256252	504994	109,093,083	4,551,614	104,541,469
1674	558	Ibanda District	ISHONGORORO HC IV	HC IV	GOV	256253	506344	43,918,366		43,918,366
1675	558	Ibanda District	KANYWAMBOGO HC II	HC III	GOV	254746	507077	14,348,997		14,348,997
1676	558	Ibanda District	KASHOZI HC II	HC III	GOV	254739	504191	6,326,893		6,326,893
1677	558	Ibanda District	KIKYENKYE HC III	HC III	GOV	254743	504183	14,348,997		14,348,997
1678	558	Ibanda District	NYAMAREMBE HC III	HC III	GOV	254759	504184	14,348,997		14,348,997
1679	558	Ibanda District	RUKIRI HC III	HC III	GOV	254761	506345	14,348,997		14,348,997
1680	558	Ibanda District	BIHANGA HC II	HC II	GOV	254758	506349	3,163,447		3,163,447
1681	558	Ibanda District	BIRONGO HC II	HC II	GOV	254750	504188	3,163,447		3,163,447
1682	558	Ibanda District	BWAHWA HC II	HC II	GOV	254756	504187	4,432,644		4,432,644
1683	558	Ibanda District	IRIMYA HC II	HC II	GOV	254745	504992	3,163,447		3,163,447

S/N	Vote Code	District	Account Name	Level	Owner	PBS Cost Center ID	IFMIS ID	Annual Budget at facilities 2019/20	o/w Additional EMHS Credit line for PNFPs (at JMS)	Transfers to health facilities
1684	558	Ibanda District	KAKINGA HC II	HC II	GOV	254738	504192	3,163,447		3,163,447
1685	558	Ibanda District	K'ATEMBE HC II	HC II	GOV	254729	504978	3,163,447		3,163,447
1686	558	Ibanda District	KIBURURA HC II	HC II	GOV	272460		3,297,046		3,297,046
1687	558	Ibanda District	KICUZI HC II	HC II	GOV	254747	504985	4,432,644		4,432,644
1688	558	Ibanda District	KIGUNGA HC II	HC II	GOV	254762	506350	3,163,447		3,163,447
1689	558	Ibanda District	KIHANI HC II	HC II	GOV	254751	504981	3,163,447		3,163,447
1690	558	Ibanda District	KIJONGO HC II	HC II	GOV	254749	506347	3,163,447		3,163,447
1691	558	Ibanda District	MABOMWA HC II	HC II	GOV	254730	504186	3,163,447		3,163,447
1692	558	Ibanda District	MPASHA HC II	HC II	GOV	254763	504194	3,163,447		3,163,447
1693	558	Ibanda District	NYARUKIKA HC II	HC II	GOV	254764	504193	3,163,447		3,163,447
1694	558	Ibanda District	RUGAAGA HC II	HC II	GOV	254744	504982	3,163,447		3,163,447
1695	558	Ibanda District	RUSHANGO HC II	HC II	GOV	254760	504986	3,163,447		3,163,447
1696	558	Ibanda District	RWENGWE HC II	HC II	GOV	254752	504993	3,163,447		3,163,447
1697	558	Ibanda District	RWENSHAMBYA HC II	HC II	GOV	254731	504990	3,163,447		3,163,447
	558	Ibanda District Total						276,348,363	4,551,614	271,796,749
1698	559	Kaabong District	KAABONG HOSPITAL MANAGEMENT	Hospital	GOV	256255	505010	162,600,401		162,600,401
1699	559	Kaabong District	KACHOLO HC III	HC III	GOV	272477		18,202,857		18,202,857
1700	559	Kaabong District	KALAPATA HC III	HC III	GOV	254768	505000	18,202,857		18,202,857
1701	559	Kaabong District	KAPOTH HC II	HC III	GOV	254765	507082	12,055,223		12,055,223
1702	559	Kaabong District	KATHILE HC III	HC III	GOV	254777	507081	18,202,857		18,202,857
1703	559	Kaabong District	KOPOTH HC III	HC III	GOV	272476		18,202,857		18,202,857
1704	559	Kaabong District	LOKOLIA HC III	HC III	GOV	254766	504999	18,202,857		18,202,857
1705	559	Kaabong District	LOYORO HC III	HC III	GOV	272475		18,202,857		18,202,857
1706	559	Kaabong District	KAIMESE HC II	HC II	GOV	254782	505008	6,027,611		6,027,611
1707	559	Kaabong District	KAKAMAR HC II	HC II	GOV	254786	505003	6,027,611		6,027,611
1708	559	Kaabong District	KAMACHARIKOL HC II	HC II	GOV	272538		6,027,611		6,027,611
1709	559	Kaabong District	KAMION HC II	HC II	GOV	254771	505006	6,027,611		6,027,611
1710	559	Kaabong District	LOCHOM HC II	HC II	GOV	254787	505004	6,027,611		6,027,611
1711	559	Kaabong District	LODIKO HC II	HC II	GOV	272541		6,027,611		6,027,611
1712	559	Kaabong District	LOKANAYONA HC II	HC II	GOV	254784	505002	6,027,611		6,027,611
1713	559	Kaabong District	LOKERUI HC II	HC II	GOV	256848	505009	6,027,611		6,027,611
1714	559	Kaabong District	LOKWAKARAMOE HC II	HC II	GOV	254769	507083	6,027,611		6,027,611
1715	559	Kaabong District	LOMERIS HC II	HC II	GOV	256915	507084	6,027,611		6,027,611
1716	559	Kaabong District	LOMODOCH HC II	HC II	GOV	254783	505007	6,027,611		6,027,611
1717	559	Kaabong District	LOYORO HC II	HC II	GOV	254785	505001	6,027,611		6,027,611
1718	559	Kaabong District	MORUKORI HC II	HC II	GOV	272540		6,027,611		6,027,611

S/N	Vote Code	District	Account Name	Level	Owner	PBS Cost Center ID	IFMIS ID	Annual Budget at facilities 2019/20	o/w Additional EMHS Credit line for PNFPs (at JMS)	Transfers to health facilities
1719	559	Kaabong District	MORULEM	HC II	GOV	272537		6,027,611		6,027,611
1720	559	Kaabong District	NARENDEPAK HC II	HC II	GOV	254778	505005	6,027,611		6,027,611
1721	559	Kaabong District	NARIAMAOE HC II	HC II	GOV	272539		6,027,611		6,027,611
1722	559	Kaabong District	TIMU HC II	HC II	GOV	272461		6,027,611		6,027,611
1723	559	Kaabong District	LOTIM COMM. CLINIC C.O.U	HC II	UPMB	254770	551188	3,915,323	0	3,915,323
	559	Kaabong District Total						390,257,479	0	390,257,479
1724	560	Isingiro District	KABUYANDA HEALTH CENTRE IV	HC IV	GOV	256258	506166	31,232,290		31,232,290
1725	560	Isingiro District	NYAMUYANJA HEALTH CENTRE IV	HC IV	GOV	256259	506167	27,584,160		27,584,160
1726	560	Isingiro District	RUGAAGA HEALTH CENTRE IV	HC IV	GOV	256260	507157	31,232,290		31,232,290
1727	560	Isingiro District	RWEKUBO HEALTH CENTRE IV	HC IV	GOV	256257	506168	29,421,040		29,421,040
1728	560	Isingiro District	BUSHEKA HEALTH CENTRE II	HC III	GOV	254797	504953	6,344,542		6,344,542
1729	560	Isingiro District	ENDIINZI HEALTH CENTRE III	HC III	GOV	254798	506169	9,039,117		9,039,117
1730	560	Isingiro District	KANYWAMAIZI HEALTH CENTRE III	HC III	GOV	254809	507158	9,039,117		9,039,117
1731	560	Isingiro District	KASAANA HEALTH CENTRE III	HC III	GOV	254792	506170	9,039,117		9,039,117
1732	560	Isingiro District	KASHUMBA HEALTH CENTRE III	HC III	GOV	254813	506171	9,039,117		9,039,117
1733	560	Isingiro District	KIKAGATE HEALTH CENTRE III	HC III	GOV	254819	506172	9,039,117		9,039,117
1734	560	Isingiro District	KIKOKWA HEALTH CENTRE III	HC III	GOV	254804	507159	9,039,117		9,039,117
1735	560	Isingiro District	KYEIRUMBA HEALTH CENTRE III	HC III	GOV	254800	506173	9,039,117		9,039,117
1736	560	Isingiro District	MABONA HEALTH CENTRE III	HC III	GOV	254803	506174	9,039,117		9,039,117
1737	560	Isingiro District	MBAARE HEALTH CENTRE III	HC III	GOV	254828	507160	9,039,117		9,039,117
1738	560	Isingiro District	NAKIVALE HEALTH CENTRE III	HC III	GOV	254812	506175	9,039,117		9,039,117

S/N	Vote Code	District	Account Name	Level	Owner	PBS Cost Center ID	IFMIS ID	Annual Budget at facilities 2019/20	o/w Additional EMHS Credit line for PNFPs (at JMS)	Transfers to health facilities
1739	560	Isingiro District	NGARAMA HEALTH CENTRE III	HC III	GOV	254832	506176	9,039,117		9,039,117
1740	560	Isingiro District	NSHUNGYEZI HEALTH CENTRE III	HC III	GOV	254816	507161	9,039,117		9,039,117
1741	560	Isingiro District	NYAKITUNDA HEALTH CENTRE III	HC III	GOV	254833	506177	9,039,117		9,039,117
1742	560	Isingiro District	NYARUBUNGO HEALTH CENTRE III	HC III	GOV	253934	506178	9,039,117		9,039,117
1743	560	Isingiro District	RUBOROGOTA HEALTH CENTRE III	HC III	GOV	254841	506179	9,039,117		9,039,117
1744	560	Isingiro District	RUHIRA HEALTH CENTRE III	HC III	GOV	254794	507162	9,039,117		9,039,117
1745	560	Isingiro District	RUSHASHA HEALTH CENTRE III	HC III	GOV	254844	506180	9,039,117		9,039,117
1746	560	Isingiro District	KAKOMA HEALTH CENTRE III	HC III	UCMB	254838	506207	5,740,099	796,050	4,944,049
1747	560	Isingiro District	KYABIRUKWA HEALTH UNIT	HC III	UCMB	254799	507221	5,740,099	796,050	4,944,049
1748	560	Isingiro District	BIRUNDUMA HEALTH CENTRE II	HC II	GOV	254842	506181	3,172,271		3,172,271
1749	560	Isingiro District	BURUNGAMO HEALTH CENTRE II	HC II	GOV	254829	507163	3,172,271		3,172,271
1750	560	Isingiro District	KABUGUHEALTH CENTRE II	HC II	GOV	254808	506205	3,172,271		3,172,271
1751	560	Isingiro District	KAGAAGA HEALTH CENTRE II	HC II	GOV	254830	506183	3,172,271		3,172,271
1752	560	Isingiro District	KAHENDA HEALTH CENTRE II	HC II	GOV	254796	506184	3,172,271		3,172,271
1753	560	Isingiro District	KAKAMBA HEALTH CENTRE II	HC II	GOV	254831	506185	3,172,271		3,172,271
1754	560	Isingiro District	KAMUBEIZI HEALTH CENTRE II	HC II	GOV	254817	506186	3,172,271		3,172,271
1755	560	Isingiro District	KAMURI HEALTH CENTRE II	HC II	GOV	254802	506187	3,172,271		3,172,271
1756	560	Isingiro District	KARAMA HEALTH CENTRE II	HC II	GOV	254839	506188	3,172,271		3,172,271
1757	560	Isingiro District	KAROKARUNGI HEALTH CENTRE II	HC II	GOV	254791	506182	3,172,271		3,172,271

S/N	Vote Code	District	Account Name	Level	Owner	PBS Cost Center ID	IFMIS ID	Annual Budget at facilities 2019/20	o/w Additional EMHS Credit line for PNFPs (at JMS)	Transfers to health facilities
1758	560	Isingiro District	KATANOGA HEALTH CENTRE II	HC II	GOV	254837	506189	3,172,271		3,172,271
1759	560	Isingiro District	KATEMBE HEALTH CENTRE II	HC II	GOV	254806	506190	3,172,271		3,172,271
1760	560	Isingiro District	KIGARAGARA HEALTH CENTRE II	HC II	GOV	254814	506191	3,172,271		3,172,271
1761	560	Isingiro District	KIHIIHI HEALTH CENTRE II	HC II	GOV	254834	506192	3,172,271		3,172,271
1762	560	Isingiro District	KYABAHESE HEALTH CENTRE II	HC II	GOV	254825	506193	3,172,271		3,172,271
1763	560	Isingiro District	KYABINUNGA HEALTH CENTRE II	HC II	GOV	254805	506194	3,172,271		3,172,271
1764	560	Isingiro District	KYAMUSONI HEALTH CENTRE II	HC II	GOV	254840	507164	3,172,271		3,172,271
1765	560	Isingiro District	KYARUGAJU HEALTH CENTRE II	HC II	GOV	254807	506195	3,172,271		3,172,271
1766	560	Isingiro District	KYEZIMBIRE HEALTH CENTRE II	HC II	GOV	254818	506196	3,172,271		3,172,271
1767	560	Isingiro District	MIGYERA HEALTH CENTRE II	HC II	GOV	254835	507165	3,172,271		3,172,271
1768	560	Isingiro District	MUREMA HEALTH CENTRE II	HC II	GOV	254815	506197	3,172,271		3,172,271
1769	560	Isingiro District	NSHORORO HEALTH CENTRE II	HC II	GOV	254826	506198	3,172,271		3,172,271
1770	560	Isingiro District	NTUNGU HEALTH CENTRE II	HC II	GOV	254836	507166	3,172,271		3,172,271
1771	560	Isingiro District	NYAMARUNGI HEALTH CENTRE II	HC II	GOV	254827	506199	3,172,271		3,172,271
1772	560	Isingiro District	NYAMITSINDO HEALTH CENTRE II	HC II	GOV	254822	506200	3,172,271		3,172,271
1773	560	Isingiro District	RUBONDO HEALTH CENTRE II	HC II	GOV	254843	506201	3,172,271		3,172,271
1774	560	Isingiro District	RUYANGA HEALTH CENTRE II	HC II	GOV	254820	507167	3,172,271		3,172,271
1775	560	Isingiro District	RWAKAKWENDA HEALTH CENTRE II	HC II	GOV	254810	506202	3,172,271		3,172,271
1776	560	Isingiro District	RWAMWIJUKA HEALTH CENTRE II	HC II	GOV	254821	506203	3,172,271		3,172,271

S/N	Vote Code	District	Account Name	Level	Owner	PBS Cost Center ID	IFMIS ID	Annual Budget at facilities 2019/20	o/w Additional EMHS Credit line for PNFPs (at JMS)	Transfers to health facilities
1777	560	Isingiro District	RWANJOGYERA HEALTH CENTRE II	HC II	GOV	254788	506210	3,172,271		3,172,271
1778	560	Isingiro District	RWANTAHA HEALTH CENTRE II	HC II	GOV	254845	507168	3,172,271		3,172,271
1779	560	Isingiro District	RWETANGO HEALTH CENTRE II	HC II	GOV	254824	506204	3,172,271		3,172,271
1780	560	Isingiro District	BUHUNGIRO HEALTH CENTRE II	HC II	UCMB	254789	506209	3,561,219	398,025	3,163,194
1781	560	Isingiro District	KABUYANDA HEALTH CENTRE	HC II	UCMB	254811	507222	3,561,219	398,025	3,163,194
1782	560	Isingiro District	ST LUKE KISYORO HEALTH UNIT	HC II	UPMB	254795	506208	3,561,219	398,025	3,163,194
	560	Isingiro District Total						403,155,836	2,786,174	400,369,662
1783	561	Kaliro District	BUMANYA Health Centre IV	HC IV	GOV	256261	504800	58,300,414		58,300,414
1784	561	Kaliro District	BUDOMERO Health Centre II	HC III	GOV	254851	507125	12,236,336		12,236,336
1785	561	Kaliro District	GADUMIRE Health Centre III	HC III	GOV	254855	504803	16,192,997		16,192,997
1786	561	Kaliro District	NAMUGONGO Health Centre III	HC III	GOV	254858	504801	16,192,997		16,192,997
1787	561	Kaliro District	NAMWIWA Health Centre III	HC III	GOV	254862	507124	16,192,997		16,192,997
1788	561	Kaliro District	NAWAIKOKE Health Centre III	HC III	GOV	254864	504802	16,192,997		16,192,997
1789	561	Kaliro District	NAWAMPITI Health Centre II	HC III	GOV	254865	507126	12,236,336		12,236,336
1790	561	Kaliro District	ST. FRANCIS BUDINI HEALTH CENTRE	HC III	UCMB	254850	504810	6,524,536	1,389,081	5,135,454
1791	561	Kaliro District	BUYINDA Health Centre II	HC II	GOV	254861	504804	6,118,168		6,118,168
1792	561	Kaliro District	KALIRO T/C Health Centre II	HC II	GOV	254857	504807	6,118,168		6,118,168
1793	561	Kaliro District	KASOKWE Health Centre II	HC II	GOV	254859	504805	6,118,168		6,118,168
1794	561	Kaliro District	KISINDA HC II	HC II	GOV	272536		6,118,168		6,118,168
1795	561	Kaliro District	KYANI Health Centre II	HC II	GOV	254853	504808	6,118,168		6,118,168
1796	561	Kaliro District	NABIKOOLI Health Centre II	HC II	GOV	254860	504806	6,118,168		6,118,168
1797	561	Kaliro District	BUYUGE HEALTH UNIT	HC II	UPMB	254854	504812	3,522,974	694,541	2,828,433

S/N	Vote Code	District	Account Name	Level	Owner	PBS Cost Center ID	IFMIS ID	Annual Budget at facilities 2019/20	o/w Additional EMHS Credit line for PNFPs (at JMS)	Transfers to health facilities
1798	561	Kaliro District	KALIRO Flep Health Centre II	HC II	UPMB	254856	504809	3,522,974	694,541	2,828,433
1799	561	Kaliro District	NABIGWALI HEALTH UNIT	HC II	UPMB	254852	504811	7,234,091	694,541	6,539,550
	561	Kaliro District Total						205,058,659	3,472,703	201,585,955
1800	562	Kiruhura District	RUSHERE COMMUNITY HEALTH PROG	Hospital	CBO	256263	505969	159,982,280	79,991,140	79,991,140
1801	562	Kiruhura District	Kiruhura HC IV PHC	HC IV	GOV	256264	505944	29,078,917		29,078,917
1802	562	Kiruhura District	Kashongi HC III PHC	HC III	GOV	254882	505951	8,075,902		8,075,902
1803	562	Kiruhura District	Kikatsi HC III PHC	HC III	GOV	254887	506915	8,075,902		8,075,902
1804	562	Kiruhura District	Kinoni HC III PHC	HC III	GOV	254888	505953	8,075,902		8,075,902
1805	562	Kiruhura District	Kitura HC III PHC	HC III	GOV	254890	505949	4,480,324		4,480,324
1806	562	Kiruhura District	L Mbuho HC III PHC	HC III	GOV	254868	505950	8,075,902		8,075,902
1807	562	Kiruhura District	Nyakashara HC III PHC	HC III	GOV	254894	506916	8,075,902		8,075,902
1808	562	Kiruhura District	RWEBIGYEMANO HC III	HC III	GOV	272493		8,075,902		8,075,902
1809	562	Kiruhura District	RWESANDE HC III	HC III	GOV	272492		8,075,902		8,075,902
1810	562	Kiruhura District	Sanga HC III PHC	HC III	GOV	254900	505952	8,075,902		8,075,902
1811	562	Kiruhura District	ST MARY'S HC III KYEIBUZA	HC III	UCMB	254869	505970	9,060,179	0	9,060,179
1812	562	Kiruhura District	Mooya HC II PHC	HC II	GOV	254880	506921	2,240,162		2,240,162
1813	562	Kiruhura District	Nshwere HC II PHC	HC II	GOV	254886	505963	2,240,162		2,240,162
1814	562	Kiruhura District	Nyakahita HC II PHC	HC II	GOV	254892	505968	2,240,162		2,240,162
1815	562	Kiruhura District	Nyakashara HC II PHC	HC II	GOV	254893	505964	2,240,162		2,240,162
1816	562	Kiruhura District	Rurambira HC II PHC	HC II	GOV	254895	505967	8,075,902		8,075,902
1817	562	Kiruhura District	Rwabarata HC II PHC	HC II	GOV	254899	505966	2,240,162		2,240,162
1818	562	Kiruhura District	Rwanyangwe HC II PHC	HC II	GOV	254881	505965	2,240,162		2,240,162
1819	562	Kiruhura District	Rwetamu HC II PHC	HC II	GOV	254889	506922	2,240,162		2,240,162
	562	Kiruhura District Total						290,965,946	79,991,140	210,974,806
1820	563	Koboko District	KOBOKO districtHOSPITAL	Hospital	GOV	256267	504847	117,110,915		117,110,915
1821	563	Koboko District	AYIPE HEALTH CENTRE III	HC III	GOV	254905	504849	14,237,891		14,237,891
1822	563	Koboko District	CHAKULIA HEALTH CENTRE II	HC III	GOV	254901	504857	12,371,288		12,371,288
1823	563	Koboko District	DRANYA HEALTH CENTRE III	HC III	GOV	254903	504850	14,237,891		14,237,891

S/N	Vote Code	District	Account Name	Level	Owner	PBS Cost Center ID	IFMIS ID	Annual Budget at facilities 2019/20	o/w Additional EMHS Credit line for PNFPs (at JMS)	Transfers to health facilities
1824	563	Koboko District	DRICILE HEALTH CENTRE III	HC III	GOV	254914	507141	14,237,891		14,237,891
1825	563	Koboko District	GBOROKOLONGO HEALTH CENTRE III	HC III	GOV	254909	504851	14,237,891		14,237,891
1826	563	Koboko District	LOBULE HEALTH CENTRE III	HC III	GOV	254910	507140	14,237,891		14,237,891
1827	563	Koboko District	LUDARA HEALTH CENTRE III	HC III	GOV	254913	504848	14,237,891		14,237,891
1828	563	Koboko District	BAMURE HEALTH CENTRE II	HC II	GOV	254912	504852	6,185,644		6,185,644
1829	563	Koboko District	KULUBA HEALTH CENTRE II	HC II	GOV	254906	504853	6,185,644		6,185,644
1830	563	Koboko District	LURUJO HEALTH CENTRE II	HC II	GOV	254911	504854	6,185,644		6,185,644
1831	563	Koboko District	ORABA HEALTH CENTRE II	HC II	GOV	254907	504855	6,185,644		6,185,644
1832	563	Koboko District	PAMODO HEALTH CENTRE II	HC II	GOV	254908	504856	6,185,644		6,185,644
1833	563	Koboko District	PIJOKE HEALTH CENTRE II	HC II	GOV	254902	504858	6,185,644		6,185,644
	563	Koboko District Total						252,023,414	0	252,023,414
1834	564	Amolatar District	Amai Hospital	Hospital	UPMB	256269	7442	99,544,870	11,633,875	87,910,995
1835	564	Amolatar District	Amolatar HC IV	HC IV	GOV	256268	504409	32,478,934		32,478,934
1836	564	Amolatar District	Aputi HC III	HC III	GOV	254919	506690	14,113,301		14,113,301
1837	564	Amolatar District	Etam HC III	HC III	GOV	254921	504410	14,113,301		14,113,301
1838	564	Amolatar District	Nakatiti HC II	HC III	GOV	254922	504415	11,271,320		11,271,320
1839	564	Amolatar District	Namasale HC III	HC III	GOV	254924	504411	14,113,301		14,113,301
1840	564	Amolatar District	Community health centre alemer	HC II	CBO	254916	504417	2,891,492	195,746	2,695,746
1841	564	Amolatar District	Acii HC II	HC II	GOV	254923	504414	5,635,660		5,635,660
1842	564	Amolatar District	Alyechmeda HC II	HC II	GOV	254918	506691	5,635,660		5,635,660
1843	564	Amolatar District	Anamwany HC II	HC II	GOV	254915	504416	5,635,660		5,635,660
1844	564	Amolatar District	Arwotcek HC II	HC II	GOV	254920	504412	5,635,660		5,635,660
1845	564	Amolatar District	Awonangiro HC II	HC II	GOV	254917	504413	5,635,660		5,635,660
1846	564	Amolatar District	Biko HC II	HC II	GOV	254925	506692	5,635,660		5,635,660
	564	Amolatar District Total						222,340,479	11,829,621	210,510,858
1847	565	Amuria District	AMURIA DLG HSD	Hospital	GOV	256270	506694	93,653,339		93,653,339

S/N	Vote Code	District	Account Name	Level	Owner	PBS Cost Center ID	IFMIS ID	Annual Budget at facilities 2019/20	o/w Additional EMHS Credit line for PNFPs (at JMS)	Transfers to health facilities
1848	565	Amuria District	ABARILELA HEALTH CENTRE III	HC III	GOV	254932	504431	11,964,007		11,964,007
1849	565	Amuria District	AKERIAU HEALTH CENTRE II	HC III	GOV	256821	504426	7,284,436		7,284,436
1850	565	Amuria District	AMUSUS HEALTH CENTRE 2 PHC	HC III	GOV	254944	506697	11,460,495		11,460,495
1851	565	Amuria District	ASAMUK HEALTH CENTRE III	HC III	GOV	254940	504436	11,460,495		11,460,495
1852	565	Amuria District	MORUNGATUNY HEALTH CENTRE III	HC III	GOV	254949	504434	11,469,252		11,469,252
1853	565	Amuria District	ORUNGO HEALTH CENTRE III	HC III	GOV	254955	504437	11,460,495		11,460,495
1854	565	Amuria District	WERAHEALTH CENTRE III	HC III	GOV	256920	548066	11,624,684		11,624,684
1855	565	Amuria District	AMUCU HEALTH CENTRE III	HC III	UCMB	254939	504446	8,651,054	1,003,340	7,647,714
1856	565	Amuria District	ST CLARE ORUNGO HEALTH CENTRE	HC III	UCMB	254928	504450	10,695,477	1,003,340	9,692,137
1857	565	Amuria District	ST MICHAEL HEALTH CARE FOUNDATION	HC III	UCMB	254930	504451	8,942,282	1,003,340	7,938,942
1858	565	Amuria District	ABIA HEALTH CENTRE II PHC	HC II	GOV	254945	504432	3,642,218		3,642,218
1859	565	Amuria District	ALERE HEALTH CENTRE II	HC II	GOV	256822	504427	3,642,218		3,642,218
1860	565	Amuria District	AMILIMIL HEALTH CENTRE II	HC II	GOV	254926	504433	3,642,218		3,642,218
1861	565	Amuria District	AMOLO HEALTH CENTRE II	HC II	GOV	256824	504430	3,642,218		3,642,218
1862	565	Amuria District	ARUTE HEALTH CENTRE II	HC II	GOV	254933	506696	3,642,218		3,642,218
1863	565	Amuria District	GOLOKWARA HEALTH CENTRE II	HC II	GOV	256823	504429	3,642,218		3,642,218
1864	565	Amuria District	OLWA HEALTH CENTRE II	HC II	GOV	254950	504435	3,642,218		3,642,218
1865	565	Amuria District	ABEKO HEALTH CENTRE 2 PHC	HC II	UPMB	254947	506698	8,363,262	501,670	7,861,593
1866	565	Amuria District	AMURIA CoU HC II	HC II	UPMB	254937	504447	5,092,186	501,670	4,590,516
	565	Amuria District Total						237,616,988	4,013,359	233,603,630

S/N	Vote Code	District	Account Name	Level	Owner	PBS Cost Center ID	IFMIS ID	Annual Budget at facilities 2019/20	o/w Additional EMHS Credit line for PNFPs (at JMS)	Transfers to health facilities
1867	566	Manafwa District	Bubulo HCIV	HC IV	GOV	256274	506220	34,795,633		34,795,633
1868	566	Manafwa District	Bugobero HCIV	HC IV	GOV	256272	506227	34,795,633		34,795,633
1869	566	Manafwa District	Bukewa HCIII	HC III	GOV	254970	507223	11,462,491		11,462,491
1870	566	Manafwa District	BukimanayiHCIII	HC III	GOV	254971	506221	10,092,267		10,092,267
1871	566	Manafwa District	Butiru HCIII	HC III	GOV	254968	506217	11,463,480		11,463,480
1872	566	Manafwa District	Lwanjusi HCIII	HC III	GOV	254965	506219	11,463,480		11,463,480
1873	566	Manafwa District	Butiru Chrisco HCIII	HC III	UPMB	254966	506216	7,301,041	984,547	6,316,494
1874	566	Manafwa District	Ikaali HCII	HC II	GOV	254959	506222	4,243,918		4,243,918
1875	566	Manafwa District	Butiru Holy Family	HC II	UCMB	254967	506224	2,528,005	492,273	2,035,732
1876	566	Manafwa District	BUBULO WALANGA COU DISP	HC II	UPMB	254972	551183	2,724,445	492,273	2,232,172
	566	Manafwa District Total						130,870,394	1,969,093	128,901,301
1877	567	Bukwo District	BUKWO GENERAL HOSPITAL	Hospital	GOV	256275	504334	140,523,727		140,523,727
1878	567	Bukwo District	BUKWOHEALTHCENTRE	HC IV	UCMB	256276	504335	4,952,762	156,436	4,796,326
1879	567	Bukwo District	CHESOWER HEALTH CENTRE III	HC III	GOV	254979	504333	13,372,011		13,372,011
1880	567	Bukwo District	KAPKOLOSWO HEALTH CENTRE III	HC III	GOV	254983	504332	10,547,526		10,547,526
1881	567	Bukwo District	KORTEK HEALTH CENTRE III	HC III	GOV	254986	506665	10,547,526		10,547,526
1882	567	Bukwo District	MUTUSHET HEALTH CENTRE II	HC III	GOV	254980	504326	6,236,136		6,236,136
1883	567	Bukwo District	RIWO HC III	HC III	GOV	272481		11,489,021		11,489,021
1884	567	Bukwo District	AMANANG HEALTH CENTRE II	HC II	GOV	254976	504322	3,118,068		3,118,068
1885	567	Bukwo District	ARALAM HEALTH CENTRE II	HC II	GOV	254982	504331	3,858,476		3,858,476
1886	567	Bukwo District	BRIM HEALTH CENTRE II	HC II	GOV	254987	504324	3,118,068		3,118,068
1887	567	Bukwo District	CHEPKWASTA HEALTH CENTRE II	HC II	GOV	254977	506664	3,858,476		3,858,476
1888	567	Bukwo District	CHESIMAT HEALTH CENTRE II	HC II	GOV	254985	504330	3,858,476		3,858,476
1889	567	Bukwo District	KAMET HEALTH CENTRE II	HC II	GOV	254981	504327	3,118,068		3,118,068

S/N	Vote Code	District	Account Name	Level	Owner	PBS Cost Center ID	IFMIS ID	Annual Budget at facilities 2019/20	o/w Additional EMHS Credit line for PNFPs (at JMS)	Transfers to health facilities
1890	567	Bukwo District	KAPKOROS HEALTH CENTRE II	HC II	GOV	254984	504323	3,118,068		3,118,068
1891	567	Bukwo District	KAPNANDI HC II	HC II	GOV	272527		3,319,997		3,319,997
1892	567	Bukwo District	KAPSARUR HEALTH CENTRE II	HC II	GOV	254978	504325	3,118,068		3,118,068
1893	567	Bukwo District	KAPSEKEK	HC II	GOV	272528		3,319,997		3,319,997
1894	567	Bukwo District	KAPSES HC II	HC II	GOV	272545		3,319,997		3,319,997
1895	567	Bukwo District	KWIRWOT HEALTH CENTRE II	HC II	GOV	254988	504329	3,118,068		3,118,068
1896	567	Bukwo District	SIIT HC II	HC II	GOV	272546		3,319,997		3,319,997
1897	567	Bukwo District	TULEL HEALTH CENTRE II	HC II	GOV	254989	504328	3,118,068		3,118,068
	567	Bukwo District Total						244,350,598	156,436	244,194,162
1898	568	Mityana District	Mityana Hospital	Hospital	GOV	256280	19550	313,458,068		313,458,068
1899	568	Mityana District	Kyantungo Health Centre IV	HC IV	GOV	256278	504887	29,806,873		29,806,873
1900	568	Mityana District	Mwera Health Centre IV	HC IV	GOV	256279	504886	29,806,873		29,806,873
1901	568	Mityana District	Ssekanyonyi Health Centre IV	HC IV	GOV	256281	504888	29,806,873		29,806,873
1902	568	Mityana District	Bulera HC III	HC III	GOV	255003	504894	8,933,001		8,933,001
1903	568	Mityana District	Busunju HC II	HC III	GOV	255036	504906	6,862,498		6,862,498
1904	568	Mityana District	Kajoji HC II	HC III	GOV	254992	504914	8,933,001		8,933,001
1905	568	Mityana District	Kalangalo HC II	HC III	GOV	255019	504903	6,862,498		6,862,498
1906	568	Mityana District	Kikandwa HC III	HC III	GOV	255022	504896	8,933,001		8,933,001
1907	568	Mityana District	Kitongo HC III	HC III	GOV	255015	506776	8,933,001		8,933,001
1908	568	Mityana District	Kyamusisi HC III	HC III	GOV	254999	504895	8,933,001		8,933,001
1909	568	Mityana District	Maanyi Health Centre III	HC III	GOV	255026	504892	8,933,001		8,933,001
1910	568	Mityana District	Malangala Health Centre III	HC III	GOV	255029	504893	8,933,001		8,933,001
1911	568	Mityana District	Namungo HC II	HC III	GOV	255034	506781	6,862,498		6,862,498
1912	568	Mityana District	ArchBishop Kiwanuka DHSP	HC III	UCMB	254990	504921	4,686,453	256,093	4,430,360
1913	568	Mityana District	Bukalammuli Health Centre	HC III	UCMB	255023	504919	3,295,028	256,093	3,038,935
1914	568	Mityana District	Cardinal Nsubuga Memorial HC I	HC III	UCMB	255013	506785	4,686,453	256,093	4,430,360
1915	568	Mityana District	Kambaala HC III	HC III	UCMB	255025	504926	4,686,453	256,093	4,430,360
1916	568	Mityana District	St Noa Buyambi HC II	HC III	UCMB	254998	504918	3,295,028	256,093	3,038,935
1917	568	Mityana District	ST. PADREPIO HC III/GOVERN	HC III	UCMB	255035	504925	4,686,453	256,093	4,430,360
1918	568	Mityana District	Lulagala HC III	HC III	UPMB	255011	504911	4,686,453	256,093	4,430,360
1919	568	Mityana District	Namutamba HC III	HC III	UPMB	255000	504913	4,686,453	256,093	4,430,360

S/N	Vote Code	District	Account Name	Level	Owner	PBS Cost Center ID	IFMIS ID	Annual Budget at facilities 2019/20	o/w Additional EMHS Credit line for PNFPs (at JMS)	Transfers to health facilities
1920	568	Mityana District	Kalama HC II	HC II	GOV	255018	504907	2,918,346		2,918,346
1921	568	Mityana District	Kanyanya HC II	HC II	GOV	255028	506780	2,918,346		2,918,346
1922	568	Mityana District	Kasiikombe HC II	HC II	GOV	254993	504910	2,918,346		2,918,346
1923	568	Mityana District	Kibaale HC II	HC II	GOV	255004	504249	2,918,346		2,918,346
1924	568	Mityana District	Kiteredde HC II	HC II	GOV	255020	504909	2,918,346		2,918,346
1925	568	Mityana District	Kiyoganyi HC II	HC II	GOV	255021	506782	2,918,346		2,918,346
1926	568	Mityana District	Lusaalira HC II	HC II	GOV	254994	506779	2,918,346		2,918,346
1927	568	Mityana District	Miseebe HC II	HC II	GOV	255005	504901	2,918,346		2,918,346
1928	568	Mityana District	Mpongo HC II	HC II	GOV	255027	506778	2,918,346		2,918,346
1929	568	Mityana District	Nakaziba HC II	HC II	GOV	255016	504908	2,918,346		2,918,346
1930	568	Mityana District	Namigavu HC II	HC II	GOV	255024	504900	2,918,346		2,918,346
1931	568	Mityana District	Nawangiri Bekina HC II	HC II	GOV	255017	504902	2,918,346		2,918,346
1932	568	Mityana District	Holy Family Nalugi HC II	HC II	UCMB	254991	504927	3,038,935	128,047	2,910,888
	568	Mityana District Total						558,765,038	2,176,791	556,588,246
1933	569	Nakaseke District	Nakaseke Hospital	Hospital	GOV	256283	505360	297,642,530		297,642,530
1934	569	Nakaseke District	Kiwoko Hospital	Hospital	UPMB	256282	34181	73,614,148	0	73,614,148
1935	569	Nakaseke District	Ngoma HCIV	HC IV	GOV	256284	505361	27,081,362		27,081,362
1936	569	Nakaseke District	Semuto HC IV	HC IV	GOV	256285	505362	27,081,362		27,081,362
1937	569	Nakaseke District	Bidabugya HC III	HC III	GOV	255041	505365	12,556,578		12,556,578
1938	569	Nakaseke District	BUTALANGU HC III	HC III	GOV	272446		12,556,578		12,556,578
1939	569	Nakaseke District	Kapeeka HC III	HC III	GOV	255037	505363	12,556,578		12,556,578
1940	569	Nakaseke District	Kikamulo HC III	HC III	GOV	255044	505367	12,556,578		12,556,578
1941	569	Nakaseke District	Kinyogoga HC III	HC III	GOV	255045	505366	12,556,578		12,556,578
1942	569	Nakaseke District	MIFUNYA HC III	HC III	GOV	272480		12,556,578		12,556,578
1943	569	Nakaseke District	Wakyato HC III	HC III	GOV	255052	505364	12,556,578		12,556,578
1944	569	Nakaseke District	Kirema HCIII	HC III	UPMB	255049	505374	2,423,404	732,988	1,690,416
1945	569	Nakaseke District	Bulyake HC II	HC II	GOV	255042	505370	4,451,685		4,451,685
1946	569	Nakaseke District	Kalagala HC II	HC II	GOV	255051	505369	4,451,685		4,451,685
1947	569	Nakaseke District	Kalege HC II	HC II	GOV	255050	505371	4,451,685		4,451,685
1948	569	Nakaseke District	Kigege HCII	HC II	GOV	255046	506862	4,451,685		4,451,685
1949	569	Nakaseke District	Kikandwa HC II	HC II	GOV	255048	548336	4,451,685		4,451,685
1950	569	Nakaseke District	Kyangato HC II	HC II	GOV	255043	505368	4,451,685		4,451,685
1951	569	Nakaseke District	Nakaseeta HC II	HC II	GOV	255047	548313	4,451,685		4,451,685
1952	569	Nakaseke District	Wansalangi HC II	HC II	GOV	255053	506861	4,451,685		4,451,685
1953	569	Nakaseke District	Kabogwe HCII	HC II	UCMB	255038	505373	1,690,416	366,494	1,323,922
1954	569	Nakaseke District	Lusanja HC II	HC II	UCMB	255039	506863	1,690,416	366,494	1,323,922
1955	569	Nakaseke District	Namusale HC II	HC II	UPMB	255040	505372	1,690,416	366,494	1,323,922

S/N	Vote Code	District	Account Name	Level	Owner	PBS Cost Center ID	IFMIS ID	Annual Budget at facilities 2019/20	o/w Additional EMHS Credit line for PNFPs (at JMS)	Transfers to health facilities
1956	569	Nakaseke District	St John's Bukatira HCII	HC II	UPMB	256863	505375	1,690,416	366,494	1,323,922
	569	Nakaseke District Total						558,114,001	2,198,964	555,915,038
1957	570	Amuru District	Attiak Health Centre IV	HC IV	GOV	256286	504515	38,040,923		38,040,923
1958	570	Amuru District	Bibia Health Centre III	HC III	GOV	255071	504516	11,144,041		11,144,041
1959	570	Amuru District	Kaladima Health Centre III	HC III	GOV	255077	506722	11,144,041		11,144,041
1960	570	Amuru District	Olwal Health Centre III	HC III	GOV	255074	504524	11,144,041		11,144,041
1961	570	Amuru District	Otwee	HC III	GOV	255065		9,106,168		9,106,168
1962	570	Amuru District	otwee HC III	HC III	GOV	272473		9,106,168		9,106,168
1963	570	Amuru District	Pawel Health Centre II	HC III	GOV	255072	504517	7,068,294		7,068,294
1964	570	Amuru District	Pogo Health Centre II	HC III	GOV	255083	504528	7,068,294		7,068,294
1965	570	Amuru District	AmuruHealth Centre III	HC III	UCMB	255070	504529	9,185,437	317,154	8,868,283
1966	570	Amuru District	Pabbo Health Centre III	HC III	UCMB	255081	504530	9,185,437	317,154	8,868,283
1967	570	Amuru District	Amuru Health Centre II	HC II	GOV	255058	504511	6,433,987		6,433,987
1968	570	Amuru District	Appa HC II	HC II	GOV	272458		3,160,491		3,160,491
1969	570	Amuru District	Awer Health Centre II	HC II	GOV	255078	506723	3,160,491		3,160,491
1970	570	Amuru District	Bira Health Centre II	HC II	GOV	255082	506725	3,160,491		3,160,491
1971	570	Amuru District	Guruguru Health Centre II	HC II	GOV	255075	504523	3,160,491		3,160,491
1972	570	Amuru District	Jenggari Health Centre Ii	HC II	GOV	255057	506724	3,160,491		3,160,491
1973	570	Amuru District	Labongogali Health Centre II	HC II	GOV	256826	504510	3,160,491		3,160,491
1974	570	Amuru District	Mutema Health Centre II	HC II	GOV	255059	504513	3,160,491		3,160,491
1975	570	Amuru District	Odokonyero Health Centre II	HC II	GOV	255060	504527	3,160,491		3,160,491
1976	570	Amuru District	Okidi Health Centre II	HC II	GOV	255061	504520	3,160,491		3,160,491
1977	570	Amuru District	Okunggedi Health Centre II	HC II	GOV	255069	504512	3,160,491		3,160,491
1978	570	Amuru District	Olinga Health Centre II	HC II	GOV	255062	504526	3,160,491		3,160,491
1979	570	Amuru District	Omeo I Health Centre II	HC II	GOV	255063	504514	3,160,491		3,160,491
1980	570	Amuru District	Otici Health Centre	HC II	GOV	255064	504521	3,160,491		3,160,491
1981	570	Amuru District	Otong Health Centre II	HC II	GOV	255080	504525	3,160,491		3,160,491
1982	570	Amuru District	Pacilo Health Center II	HC II	GOV	255066	504519	3,160,491		3,160,491
1983	570	Amuru District	Palukere Health Centre II	HC II	GOV	255067	504518	3,160,491		3,160,491
1984	570	Amuru District	Parabongo Health Centre II	HC II	GOV	255073	504522	3,160,491		3,160,491
1985	570	Amuru District	Keyo Health Centre II	HC II	UPMB	255076	506726	4,592,718	158,577	4,434,142
	570	Amuru District Total						186,947,889	792,884	186,155,005
1986	571	Budaka District	BUDAKA HEALTH CENTRE IV	HC IV	GOV	256288	504344	25,229,877		25,229,877
1987	571	Budaka District	IKIIKI HEALTH CENTRE III	HC III	GOV	255087	504343	13,296,500		13,296,500

S/N	Vote Code	District	Account Name	Level	Owner	PBS Cost Center ID	IFMIS ID	Annual Budget at facilities 2019/20	o/w Additional EMHS Credit line for PNFPs (at JMS)	Transfers to health facilities
1988	571	Budaka District	KADERUNA HEALTH CENTRE III	HC III	GOV	255088	504347	13,296,500		13,296,500
1989	571	Budaka District	KAMERUKA HEALTH CENTRE III	HC III	GOV	255089	504353	13,296,500		13,296,500
1990	571	Budaka District	KAMONKOLI HEALTH CENTRE III	HC III	GOV	255090	504350	13,296,500		13,296,500
1991	571	Budaka District	KATIRA HEALTH CENTRE III	HC III	GOV	255091	504352	13,296,500		13,296,500
1992	571	Budaka District	KEREKERENE HEALTH CENTRE III	HC III	GOV	255093	504345	13,296,500		13,296,500
1993	571	Budaka District	LYAMA HEALTH CENTRE III	HC III	GOV	255094	504346	13,296,500		13,296,500
1994	571	Budaka District	Mugiti	HC III	GOV	255084		13,296,500		13,296,500
1995	571	Budaka District	NABOA HEALTH CENTRE III	HC III	GOV	255096	504349	13,296,500		13,296,500
1996	571	Budaka District	NAMUSITA HEALTH CENTRE II	HC III	GOV	255102	504348	8,427,506		8,427,506
1997	571	Budaka District	NASANGA HC III	HC III	GOV	272474		13,296,500		13,296,500
1998	571	Budaka District	SAPIRI HEALTHCENTRE III	HC III	GOV	255099	506672	13,296,500		13,296,500
1999	571	Budaka District	NAMENGOHEALTH CENTRE III	HC III	UCMB	255100	504355	9,856,014	653,735	9,202,280
2000	571	Budaka District	BUTOVE HEALTH CENTRE II	HC II	GOV	255085	506671	4,213,753		4,213,753
2001	571	Budaka District	KEBULA HEALTH CENTRE II	HC II	GOV	255092	504351	4,213,753		4,213,753
	571	Budaka District Total						198,202,404	653,735	197,548,669
2002	572	Oyam District	Aber hospital Operations	Hospital	UCMB	256289	506371	241,806,350	34,142,675	207,663,675
2003	572	Oyam District	Anyeke Health Centre IV	HC IV	GOV	256290	506368	67,917,359		67,917,359
2004	572	Oyam District	Agulurude Health Centre III	HC III	GOV	255119	506367	20,826,206		20,826,206
2005	572	Oyam District	Ariba Health Centre II	HC III	GOV	255108	505900	9,420,522		9,420,522
2006	572	Oyam District	Atura Health Centre II	HC III	GOV	255107	505902	9,420,522		9,420,522
2007	572	Oyam District	Ngai Health Centre III	HC III	GOV	255124	506366	20,826,206		20,826,206
2008	572	Oyam District	Otwal Health Centre III	HC III	GOV	255125	506365	20,826,206		20,826,206
2009	572	Oyam District	Iceme Health Centre III	HC III	PARTNERSHIP	255114	506369	12,794,439	2,878,454	9,915,985
2010	572	Oyam District	Minakulu Health Centre III	HC III	UCMB	255103	506370	9,092,323	1,027,396	8,064,927
2011	572	Oyam District	ABANYA HC II	HC II	GOV	272591		4,710,261		4,710,261

S/N	Vote Code	District	Account Name	Level	Owner	PBS Cost Center ID	IFMIS ID	Annual Budget at facilities 2019/20	o/w Additional EMHS Credit line for PNFPs (at JMS)	Transfers to health facilities
2012	572	Oyam District	Abela Health Centre II	HC II	GOV	255111	506901	4,710,261		4,710,261
2013	572	Oyam District	Aber Health Centre II	HC II	GOV	255106	505899	4,710,261		4,710,261
2014	572	Oyam District	Acimi Health Centre II	HC II	GOV	255123	506899	4,710,261		4,710,261
2015	572	Oyam District	Acokora Health Centre II	HC II	GOV	255104	506898	4,710,261		4,710,261
2016	572	Oyam District	ACUT HC II	HC II	GOV	272593		4,710,261		4,710,261
2017	572	Oyam District	Adigo Health Centre II	HC II	GOV	255117	505898	4,710,261		4,710,261
2018	572	Oyam District	Adyegi Health Centre II	HC II	GOV	255105	505897	4,710,261		4,710,261
2019	572	Oyam District	Akwangi Health Centre II	HC II	GOV	255115	505901	4,710,261		4,710,261
2020	572	Oyam District	Alao Health Centre II	HC II	GOV	255110	505904	4,710,261		4,710,261
2021	572	Oyam District	Alira B Health Centre II	HC II	GOV	255112	505905	4,710,261		4,710,261
2022	572	Oyam District	ALONI HC II	HC II	GOV	272592		4,710,261		4,710,261
2023	572	Oyam District	Amwa Health Centre II	HC II	GOV	255122	506900	4,710,261		4,710,261
2024	572	Oyam District	ASWA RANCH HC II	HC II	GOV	272594		4,710,261		4,710,261
2025	572	Oyam District	Atipe Health Centre II	HC II	GOV	255109	505903	4,710,261		4,710,261
2026	572	Oyam District	Iceme Health Centre II	HC II	GOV	255113	505895	4,710,261		4,710,261
2027	572	Oyam District	KAMDINI HC II	HC II	GOV	272590		4,710,261		4,710,261
2028	572	Oyam District	LAWIYE ADUL HC II	HC II	GOV	272595		4,710,261		4,710,261
2029	572	Oyam District	Loro Health Centre II	HC II	GOV	255118	505894	4,710,261		4,710,261
2030	572	Oyam District	Minakulu Health Centre II	HC II	GOV	255121	506897	4,710,261		4,710,261
2031	572	Oyam District	Zambia Health Centre II	HC II	GOV	255116	505896	4,710,261		4,710,261
	572	Oyam District Total						511,845,617	38,048,526	473,797,092
2032	573	Abim District	ABIM HOSPITAL ACCOUNT	Hospital	GOV	256291	505444	168,600,401		168,600,401
2033	573	Abim District	ABIM DLG ORWAMUGE HEALTH CENTER	HC III	GOV	255133	505445	9,318,706		9,318,706
2034	573	Abim District	ALEREK HEALTH CENTRE III	HC III	GOV	255130	506960	9,318,706		9,318,706
2035	573	Abim District	NYAKWAE HEALTH CENTRE III	HC III	GOV	255141	505446	9,318,706		9,318,706
2036	573	Abim District	MORULEM PNFP HOSPITAL	HC III	UCMB	255136	505914	42,453,141	0	42,453,141
2037	573	Abim District	ABIM DLG ATUNGA HEALTH CENTER	HC II	GOV	255127	505913	4,301,902		4,301,902
2038	573	Abim District	ABIM DLG AWACH HEALTH CENTER	HC II	GOV	255131	505910	4,301,902		4,301,902
2039	573	Abim District	ADEA HEALTH CENTRE II	HC II	GOV	255134	506961	4,301,902		4,301,902

S/N	Vote Code	District	Account Name	Level	Owner	PBS Cost Center ID	IFMIS ID	Annual Budget at facilities 2019/20	o/w Additional EMHS Credit line for PNFPs (at JMS)	Transfers to health facilities
2040	573	Abim District	AREBWOLE HC II	HC II	GOV	272524		4,301,902		4,301,902
2041	573	Abim District	GANGMING HEALTH CENTRE II	HC II	GOV	255132	505909	4,301,902		4,301,902
2042	573	Abim District	KATABOK HEALTH CENTRE II	HC II	GOV	255137	505447	4,301,902		4,301,902
2043	573	Abim District	KIRU HEALTH CENTRE II	HC II	GOV	255142	505911	4,301,902		4,301,902
2044	573	Abim District	KOYA HEALTH CENTRE II	HC II	GOV	255129	505908	4,301,902		4,301,902
2045	573	Abim District	OBOLOKOME HEALTH CENTRE II	HC II	GOV	255135	505448	4,301,902		4,301,902
2046	573	Abim District	OPOPONGO HEALTH CENTRE II	HC II	GOV	255138	505912	4,301,902		4,301,902
2047	573	Abim District	ORETA HEALTH CENTRE II	HC II	GOV	255139	505449	4,301,902		4,301,902
2048	573	Abim District	PUPU KAMUYA HEALTH CENTRE II	HC II	GOV	255140	505906	4,301,902		4,301,902
2049	573	Abim District	WILELA HEALTH CENTRE II	HC II	GOV	255126	505907	4,301,902		4,301,902
2050	573	Abim District	KANU PNFP HOSPITAL	HC II	UPMB	255128	505915	13,503,705	0	13,503,705
	573	Abim District Total						308,438,090	0	308,438,090
2051	574	Namutumba District	NSINZE HC IV	HC IV	GOV	256292	506228	48,313,433		48,313,433
2052	574	Namutumba District	BULANGE HCIII	HC III	GOV	255143	506230	12,887,820		12,887,820
2053	574	Namutumba District	IVUKULA HC III	HC III	GOV	255152	506231	12,887,820		12,887,820
2054	574	Namutumba District	KAGULU HC II	HC III	GOV	255162	507231	8,828,157		8,828,157
2055	574	Namutumba District	MAGADA HC III	HC III	GOV	255163	507227	12,887,820		12,887,820
2056	574	Namutumba District	NABISOIGI HC III	HC III	GOV	255159	507228	12,887,820		12,887,820
2057	574	Namutumba District	NAMUTUMBA HC III	HC III	GOV	255167	506229	12,887,820		12,887,820
2058	574	Namutumba District	BUGOBI HC II	HC II	GOV	255147	507233	11,202,128		11,202,128
2059	574	Namutumba District	BUKONTE HC II	HC II	GOV	255168	506242	4,414,079		4,414,079
2060	574	Namutumba District	BUWONGO HC II	HC II	GOV	255169	506232	4,414,079		4,414,079
2061	574	Namutumba District	BUYOBOYA HC II	HC II	GOV	255149	506240	4,414,079		4,414,079
2062	574	Namutumba District	IRIMBI HC II	HC II	GOV	255160	506237	4,414,079		4,414,079
2063	574	Namutumba District	KAITI HC II	HC II	GOV	255161	506239	4,414,079		4,414,079
2064	574	Namutumba District	KIKALU HC II	HC II	GOV	255153	506236	4,414,079		4,414,079
2065	574	Namutumba District	KIRANGA HC II	HC II	GOV	255156	507229	4,414,079		4,414,079
2066	574	Namutumba District	KISHIMU HC II	HC II	GOV	255145	507232	4,414,079		4,414,079

S/N	Vote Code	District	Account Name	Level	Owner	PBS Cost Center ID	IFMIS ID	Annual Budget at facilities 2019/20	o/w Additional EMHS Credit line for PNFPs (at JMS)	Transfers to health facilities
2067	574	Namutumba District	LWATAMA HC II	HC II	GOV	255154	506234	4,414,079		4,414,079
2068	574	Namutumba District	MULAMA HC II	HC II	GOV	256891	506238	4,414,079		4,414,079
2069	574	Namutumba District	NAKYERE HC II	HC II	GOV	255157	506233	4,414,079		4,414,079
2070	574	Namutumba District	NAMUSITA HC II	HC II	GOV	255151	506235	4,414,079		4,414,079
2071	574	Namutumba District	NAMUWONDO HC II	HC II	GOV	255166	506241	4,414,079		4,414,079
2072	574	Namutumba District	NANGONDE HC II	HC II	GOV	255155	507230	4,414,079		4,414,079
2073	574	Namutumba District	BUGOBI HC II (NGO)	HC II	PARTNERSHIP	256893	506247	4,134,781	139,649	3,995,133
2074	574	Namutumba District	IVUKULA HC II	HC II	UPMB	255150	506243	2,207,039	139,649	2,067,391
2075	574	Namutumba District	KIGALAMA HC II	HC II	UPMB	255165	506248	2,207,039	139,649	2,067,391
2076	574	Namutumba District	MPULIRA HC II	HC II	UPMB	255158	507234	2,207,039	139,649	2,067,391
2077	574	Namutumba District	NAMALEMBA HC II	HC II	UPMB	255164	506246	2,207,039	139,649	2,067,391
2078	574	Namutumba District	NAWAIKONA HC II	HC II	UPMB	255170	507235	2,207,039	139,649	2,067,391
2079	574	Namutumba District	NAWAMPANDU HC II	HC II	UPMB	256892	506245	2,207,039	139,649	2,067,391
	574	Namutumba District Total						211,956,936	977,540	210,979,395
2080	575	Dokolo District	Dokolo HC IV	HC IV	GOV	256293	505843	30,187,748		30,187,748
2081	575	Dokolo District	Adok HC II	HC III	GOV	255173	506883	9,247,480		9,247,480
2082	575	Dokolo District	Agwata HC III	HC III	GOV	255175	506882	14,074,864		14,074,864
2083	575	Dokolo District	Awelo HC II	HC III	GOV	255182	505851	9,247,480		9,247,480
2084	575	Dokolo District	Bata HC III	HC III	GOV	255179	505844	14,074,864		14,074,864
2085	575	Dokolo District	Kangai HC III	HC III	GOV	255181	505845	14,074,864		14,074,864
2086	575	Dokolo District	Kwera HC III	HC III	GOV	255184	505846	14,074,864		14,074,864
2087	575	Dokolo District	Abalang HC II	HC II	GOV	255185	505849	4,623,740		4,623,740
2088	575	Dokolo District	ADAGMON HC II	HC II	GOV	272542		4,623,740		4,623,740
2089	575	Dokolo District	Alapata HC II	HC II	GOV	255171	505853	4,623,740		4,623,740
2090	575	Dokolo District	Amwoma HC II	HC II	GOV	255177	505847	4,623,740		4,623,740
2091	575	Dokolo District	Anyacoto HC II	HC II	GOV	255183	505854	4,623,740		4,623,740
2092	575	Dokolo District	Atabu HC II	HC II	GOV	255178	505848	4,623,740		4,623,740
2093	575	Dokolo District	Awiri HC II	HC II	GOV	255180	505852	4,623,740		4,623,740
2094	575	Dokolo District	Bardyang HC II	HC II	GOV	255174	505855	4,623,740		4,623,740
2095	575	Dokolo District	Kachung HC II	HC II	GOV	255172	505850	4,623,740		4,623,740
2096	575	Dokolo District	Amuda HC II (UMCB HC)	HC II	UCMB	255176	505856	7,584,000	0	7,584,000
	575	Dokolo District Total						154,179,821	0	154,179,821
2097	576	Buliisa District	BULIISA GENERAL HOSPITAL	Hospital	GOV	256294	505857	208,033,734		208,033,734
2098	576	Buliisa District	BULIISA HEALTH CENTRE IV	HC IV	GOV	256295	506884	40,466,521		40,466,521

S/N	Vote Code	District	Account Name	Level	Owner	PBS Cost Center ID	IFMIS ID	Annual Budget at facilities 2019/20	o/w Additional EMHS Credit line for PNFPs (at JMS)	Transfers to health facilities
2099	576	Buliisa District	AVOGERA HEALTH CENTRE II	HC III	GOV	255193	505860	16,186,897		16,186,897
2100	576	Buliisa District	BIISO HEALTH CENTRE III	HC III	GOV	255188	505861	16,186,897		16,186,897
2101	576	Buliisa District	BUTIABA HEALTH CENTRE II	HC III	GOV	255190	506885	16,186,897		16,186,897
2102	576	Buliisa District	BUGOIGO HEALTH CENTRE II	HC II	GOV	255189	505859	9,290,064		9,290,064
2103	576	Buliisa District	KIGWERA HEALTH CENTRE II	HC II	GOV	255191	505863	9,290,064		9,290,064
2104	576	Buliisa District	KIHUNGYA HEALTHH CENTRE II	HC II	GOV	255192	505862	9,290,064		9,290,064
	576	Buliisa District Total						324,931,139	0	324,931,139
2105	577	Maracha District	Maracha Hospital Delegated	Hospital	UCMB	256298	505616	140,650,826	1,274,671	139,376,155
2106	577	Maracha District	MARACHA HC IV	HC IV	GOV	272562		20,066,483		20,066,483
2107	577	Maracha District	AJIKORO HC II	HC III	GOV	255198	507010	9,632,311		9,632,311
2108	577	Maracha District	ELIOFE HC III	HC III	GOV	255202	507008	13,094,561		13,094,561
2109	577	Maracha District	KAMAKA HC III	HC III	GOV	255199	505611	13,094,561		13,094,561
2110	577	Maracha District	KIJOMORO HC III	HC III	GOV	255195	505608	13,094,561		13,094,561
2111	577	Maracha District	NYADRI HC III	HC III	GOV	255196	505609	13,094,561		13,094,561
2112	577	Maracha District	OLEBA HC III	HC III	GOV	255197	507007	13,094,561		13,094,561
2113	577	Maracha District	OLUVU HC III	HC III	GOV	255201	505613	13,094,561		13,094,561
2114	577	Maracha District	OVUJO HC III	HC III	GOV	255200	505610	13,094,561		13,094,561
2115	577	Maracha District	TARA HC III	HC III	GOV	255203	505612	13,094,561		13,094,561
2116	577	Maracha District	WADRA HC III	HC III	GOV	255206	507009	13,094,561		13,094,561
2117	577	Maracha District	YIVU ABEA HEALTH CENTER GENERAL FU	HC III	UPMB	255204	507011	12,970,285	8,310	12,961,975
2118	577	Maracha District	AMANUPI HC II	HC II	GOV	272467		4,816,155		4,816,155
2119	577	Maracha District	CURUBE HC II	HC II	GOV	255194	505615	4,816,155		4,816,155
2120	577	Maracha District	LIKO HC II	HC II	GOV	272465		4,816,155		4,816,155
2121	577	Maracha District	LOINYA HC II	HC II	GOV	255205	505614	4,816,155		4,816,155
2122	577	Maracha District	ODUPIRI HC II	HC II	GOV	272466		4,816,155		4,816,155
	577	Maracha District Total						325,251,736	1,282,981	323,968,754
2123	578	Bukedea District	BUKEDEA HEALTH CENTRE IV	HC IV	GOV	256300	504605	36,949,592		36,949,592
2124	578	Bukedea District	AKUORO	HC III	GOV	255211		17,601,827		17,601,827

S/N	Vote Code	District	Account Name	Level	Owner	PBS Cost Center ID	IFMIS ID	Annual Budget at facilities 2019/20	o/w Additional EMHS Credit line for PNFPs (at JMS)	Transfers to health facilities
2125	578	Bukedea District	KABARWA HEALTH CENTRE III	HC III	GOV	255219	506584	17,601,827		17,601,827
2126	578	Bukedea District	KACHUMBALA HEALTH CENTRE III	HC III	GOV	255215	504607	17,601,827		17,601,827
2127	578	Bukedea District	KIDONGOLE HEALTH CENTRE III	HC III	GOV	255216	504608	17,601,827		17,601,827
2128	578	Bukedea District	KOLIR HEALTH CENTRE III	HC III	GOV	255218	506583	17,601,827		17,601,827
2129	578	Bukedea District	MALERA HEALTH CENTRE III	HC III	GOV	255220	504606	17,601,827		17,601,827
2130	578	Bukedea District	ST MARTHA MATERNITY HOME HC II	HC II	GOV	255210	504611	5,794,570		5,794,570
2131	578	Bukedea District	TAJAR HEALTH CENTRE II	HC II	GOV	255217	504609	5,794,570		5,794,570
2132	578	Bukedea District	BUKEDEA MISSION HC II	HC II	UCMB	255212	506585	7,043,378	349,148	6,694,230
2133	578	Bukedea District	KACHUMBALA MISSION DISPENSARY	HC II	UCMB	255214	504610	7,043,378	349,148	6,694,230
578		Bukedea District Total						168,236,452	698,296	167,538,155
2134	579	Bududa District	Bududa HospitalAccount	Hospital	GOV	256301	506302	163,925,397		163,925,397
2135	579	Bududa District	Bubungi Health Centre II	HC III	GOV	255229	506297	17,399,692		17,399,692
2136	579	Bududa District	Bufuma Health Centre III	HC III	GOV	255228	506295	18,992,007		18,992,007
2137	579	Bududa District	Bukalasi Health Centre III	HC III	GOV	255223	506293	18,992,007		18,992,007
2138	579	Bududa District	Bukibokolo Health Centre III	HC III	GOV	255224	507247	18,992,006		18,992,006
2139	579	Bududa District	Bukigai Health Centre III	HC III	GOV	255226	506292	19,181,834		19,181,834
2140	579	Bududa District	Bulucheke Health Centre III	HC III	GOV	255227	507246	18,992,007		18,992,007
2141	579	Bududa District	Bushika Health Centre III	HC III	GOV	255230	506296	18,992,007		18,992,007
2142	579	Bududa District	Bushiyi Health centre III	HC III	GOV	255231	506294	18,992,007		18,992,007
2143	579	Bududa District	Bumusi Health Centre II	HC II	GOV	255233	506298	8,699,846		8,699,846
2144	579	Bududa District	Bunamono HealthCentre II	HC II	GOV	255232	507248	8,699,846		8,699,846
2145	579	Bududa District	Buwagiyu Health Centre II	HC II	GOV	255234	506299	8,699,846		8,699,846
2146	579	Bududa District	Bukigai SDA Health Centre II	HC II	UPMB	255225	507249	3,254,909	830,205	2,424,703
2147	579	Bududa District	Namaitu COUHealth Centre II	HC II	UPMB	255222	506300	3,254,909	830,205	2,424,703
579		Bududa District Total						347,068,319	1,660,411	345,407,908
2148	580	Lyantonde District	LYANTONDE HOSPITAL	Hospital	GOV	256302	462053	160,280,107		160,280,107
2149	580	Lyantonde District	KALIIRO HCIII	HC III	GOV	255238	505719	9,845,289		9,845,289

S/N	Vote Code	District	Account Name	Level	Owner	PBS Cost Center ID	IFMIS ID	Annual Budget at facilities 2019/20	o/w Additional EMHS Credit line for PNFPs (at JMS)	Transfers to health facilities
2150	580	Lyantonde District	KASAGAMA HCIII	HC III	GOV	255237	505721	9,845,289		9,845,289
2151	580	Lyantonde District	KINUUKA HCIII	HC III	GOV	255235	505718	9,845,289		9,845,289
2152	580	Lyantonde District	LYAKAJURA HCII	HC III	GOV	255255	505725	5,439,995		5,439,995
2153	580	Lyantonde District	MPUMUDDE HCIII	HC III	GOV	255236	505720	9,845,289		9,845,289
2154	580	Lyantonde District	ST ELIZABETH KIJJUKIZO DISPENSARY	HC III	UCMB	255240	505733	3,948,693	78,377	3,870,316
2155	580	Lyantonde District	LYANTONDE MUSLIM HEALTH CENTRE	HC III	UMMB	255252	507045	5,887,876	78,377	5,809,499
2156	580	Lyantonde District	BUYAGA HCII	HC II	GOV	255253	505722	2,719,997		2,719,997
2157	580	Lyantonde District	BUYANJA HCII	HC II	GOV	255245	505731	2,719,997		2,719,997
2158	580	Lyantonde District	KABATEMA HCII	HC II	GOV	255241	507044	2,719,997		2,719,997
2159	580	Lyantonde District	KABAYANDA HCII	HC II	GOV	255251	505726	2,719,997		2,719,997
2160	580	Lyantonde District	KABETEMERE HCII	HC II	GOV	255239	505730	2,719,997		2,719,997
2161	580	Lyantonde District	KATOVU HCII	HC II	GOV	255250	505727	2,719,997		2,719,997
2162	580	Lyantonde District	KEMUNYU HCII	HC II	GOV	255257	505732	2,719,997		2,719,997
2163	580	Lyantonde District	KIYINDA HCII	HC II	GOV	255243	505723	2,719,997		2,719,997
2164	580	Lyantonde District	KYAKUTEREKERA HCII	HC II	GOV	255244	507043	2,719,997		2,719,997
2165	580	Lyantonde District	KYEMAMBA HCII	HC II	GOV	255254	505724	2,719,997		2,719,997
2166	580	Lyantonde District	KYENSHAMA HCII	HC II	GOV	255248	505729	2,719,997		2,719,997
2167	580	Lyantonde District	NAMUTAMBA HCII	HC II	GOV	255247	505728	2,719,997		2,719,997
	580	Lyantonde District Total						247,577,793	156,754	247,421,039
2168	581	Amudat District	AMUDAT HOSP DELEG FUND	Hospital	UPMB	256303	504425	103,491,080	1,324,748	102,166,332
2169	581	Amudat District	KARITA HEALTH UNIT	HC III	GOV	255259	504420	34,417,545		34,417,545
2170	581	Amudat District	LOROO HEALTH UNIT	HC III	GOV	255262	504419	20,417,545		20,417,545
2171	581	Amudat District	ACHORICHOR HEALTH UNIT	HC II	GOV	256819	504421	11,396,459		11,396,459
2172	581	Amudat District	ALAKASHEALTH UNIT	HC II	GOV	255258	504423	11,396,459		11,396,459
2173	581	Amudat District	AMUDAT HEALTH UNIT	HC II	GOV	256820	504422	11,396,459		11,396,459
2174	581	Amudat District	CHEPTAPOYO HEALTH UNIT	HC II	GOV	255261	504424	11,396,459		11,396,459
2175	581	Amudat District	LOKALES HEALTH UNIT	HC II	GOV	255260	506693	11,396,459		11,396,459
	581	Amudat District Total						215,308,464	1,324,748	213,983,716
2176	582	Buikwe District	Kawolo hospital	Hospital	GOV	256305	504594	260,904,600		260,904,600
2177	582	Buikwe District	Nkokonjeru hospital delegated	Hospital	UCMB	256306	504595	82,589,958	10,251,785	72,338,173

S/N	Vote Code	District	Account Name	Level	Owner	PBS Cost Center ID	IFMIS ID	Annual Budget at facilities 2019/20	o/w Additional EMHS Credit line for PNFPs (at JMS)	Transfers to health facilities
2178	582	Buikwe District	Nyenga hospital delegated fund	Hospital	UCMB	256307	504596	81,778,375	10,151,044	71,627,331
2179	582	Buikwe District	St Charles Lwanga hospital	Hospital	UCMB	256304	504597	29,206,563	3,625,373	25,581,190
2180	582	Buikwe District	Buikwe District HC III	HC III	GOV	255278	504583	14,057,849		14,057,849
2181	582	Buikwe District	Kasubi Health Centre	HC III	GOV	255266	20422	14,057,849		14,057,849
2182	582	Buikwe District	Makindu Health Centre	HC III	GOV	255284	504579	14,057,849		14,057,849
2183	582	Buikwe District	Ngogwe Health Centre	HC III	GOV	255275	504580	14,057,849		14,057,849
2184	582	Buikwe District	Ssi Health Centre	HC III	GOV	255294	506576	14,057,849		14,057,849
2185	582	Buikwe District	Makonge health centre III	HC III	UPMB	255283	504599	6,783,227	943,084	5,840,144
2186	582	Buikwe District	Bubiuro Health Centre II	HC II	GOV	255263	506580	5,184,054		5,184,054
2187	582	Buikwe District	Ddungi Health Centre	HC II	GOV	255286	504587	5,184,054		5,184,054
2188	582	Buikwe District	Kikwayi Health Centre	HC II	GOV	255268	504591	5,184,054		5,184,054
2189	582	Buikwe District	Namulesa Health Centre	HC II	GOV	255274	504592	5,184,054		5,184,054
2190	582	Buikwe District	Nkokonjeru TCHC	HC II	GOV	255290	504588	5,184,054		5,184,054
2191	582	Buikwe District	Ssenyi Health Centre	HC II	GOV	255276	504593	5,184,054		5,184,054
2192	582	Buikwe District	Kavule Dispensary	HC II	UCMB	255295	504601	4,205,072	471,542	3,733,530
2193	582	Buikwe District	Kisimba Muslim	HC II	UMMB	255282	504600	4,205,072	471,542	3,733,530
	582	Buikwe District Total						571,066,437	25,914,369	545,152,068
2194	583	Buyende District	KIDERA HEALTH CENTRE IV	HC IV	GOV	256308	548090	58,750,674		58,750,674
2195	583	Buyende District	BUGAYA HEALTH CENTRE III	HC III	GOV	255304	548288	30,580,396		30,580,396
2196	583	Buyende District	BUYENDE HEALTH CENTRE III	HC III	GOV	255308	504128	30,342,348		30,342,348
2197	583	Buyende District	IRUNDU HEALTH CENTRE III	HC III	GOV	255312	555565	30,342,348		30,342,348
2198	583	Buyende District	NKONDO HEALTH CENTRE III	HC III	GOV	255319	504127	30,342,348		30,342,348
2199	583	Buyende District	ST. MATIA MULUMBA IRUNDU HC	HC III	UCMB	255302	504129	11,318,641	2,809,189	8,509,452
2200	583	Buyende District	WESUNIRE HEALTH CENTRE	HC III	UCMB	255310	506756	11,409,052	2,809,189	8,599,863
2201	583	Buyende District	Kigingi COU Project	HC III	UPMB	255318	551185	11,409,052	2,809,189	8,599,863
2202	583	Buyende District	BUKUNGU HEALTH CENTRE II	HC II	GOV	255314	504130	10,258,303		10,258,303
2203	583	Buyende District	IRINGA HEALTH CENTRE II	HC II	GOV	255317	506755	10,258,303		10,258,303

S/N	Vote Code	District	Account Name	Level	Owner	PBS Cost Center ID	IFMIS ID	Annual Budget at facilities 2019/20	o/w Additional EMHS Credit line for PNFPs (at JMS)	Transfers to health facilities
2204	583	Buyende District	KAGULU HEALTH CENTRE II	HC II	GOV	255313	504133	10,258,303		10,258,303
2205	583	Buyende District	KAKOOGHE HEALTH CENTRE II	HC II	GOV	255309	504131	10,258,303		10,258,303
2206	583	Buyende District	NAMUSIKIZI HC II	HC II	GOV	272543		10,258,303		10,258,303
2207	583	Buyende District	NGANDHO HEALTH CENTRE II	HC II	GOV	255307	504132	10,258,303		10,258,303
2208	583	Buyende District	WESUNIRE FLEP BUSOGA HEALTH CENTRE	HC II	UCMB	255311	551184	5,002,650	1,404,595	3,598,056
2209	583	Buyende District	Buyanja SDA Dispensary	HC II	UPMB	255315	555563	5,002,650	1,404,595	3,598,056
2210	583	Buyende District	NAMULIKYA HEALTH UNIT	HC II	UPMB	255305	544226	7,196,112	1,404,595	5,791,517
	583	Buyende District Total						293,246,090	12,641,351	280,604,739
2211	584	Kyegegwa District	KYELEGWAHC IV	HC IV	GOV	256309	505227	42,564,114		42,564,114
2212	584	Kyegegwa District	BUJUBULI HC III	HC III	GOV	255326	506826	20,297,359		20,297,359
2213	584	Kyegegwa District	HAPUUYO HC III	HC III	GOV	255321	505230	20,297,359		20,297,359
2214	584	Kyegegwa District	KAKABARA HCIII	HC III	GOV	255323	505229	20,297,359		20,297,359
2215	584	Kyegegwa District	KARWENYI HC II	HC III	GOV	255329	505231	16,763,110		16,763,110
2216	584	Kyegegwa District	KASULE HC III	HC III	GOV	255325	505228	20,297,359		20,297,359
2217	584	Kyegegwa District	KAZINGA HC III	HC III	GOV	255333	505233	20,297,359		20,297,359
2218	584	Kyegegwa District	MPARA HC III	HC III	GOV	255328	505236	20,297,359		20,297,359
2219	584	Kyegegwa District	ST THEREZA WEKOMIRE	HC III	UCMB	255320	505235	11,876,980	3,030,292	8,846,688
2220	584	Kyegegwa District	BUGOGO HEALTH UNIT	HC II	GOV	255324	506823	8,381,555		8,381,555
2221	584	Kyegegwa District	KIGAMBO HC II	HC II	GOV	255322	506824	8,381,555		8,381,555
2222	584	Kyegegwa District	KISHAGAZI HEALTH CENTRE III	HC II	GOV	255330	548079	8,381,555		8,381,555
2223	584	Kyegegwa District	MIGAMBA HC II	HC II	GOV	255331	506825	8,381,555		8,381,555
2224	584	Kyegegwa District	MIGONGWE HC II	HC II	GOV	272512		8,381,555		8,381,555
2225	584	Kyegegwa District	MUKONDO HC II	HC II	GOV	255327	505234	8,381,555		8,381,555
2226	584	Kyegegwa District	RUHANGIRE HC II	HC II	GOV	255332	505232	8,381,555		8,381,555
	584	Kyegegwa District Total						251,659,241	3,030,292	248,628,949
2227	585	Lamwo District	MADI OPEI HC IV	HC IV	GOV	256310	504306	18,985,731		18,985,731
2228	585	Lamwo District	PADIBE HC IV	HC IV	GOV	256311	504305	23,321,299		23,321,299
2229	585	Lamwo District	AGORO HC III	HC III	GOV	255340	504310	8,576,629		8,576,629
2230	585	Lamwo District	KATUM HC II	HC III	GOV	255345	504315	5,355,990		5,355,990

S/N	Vote Code	District	Account Name	Level	Owner	PBS Cost Center ID	IFMIS ID	Annual Budget at facilities 2019/20	o/w Additional EMHS Credit line for PNFPs (at JMS)	Transfers to health facilities
2231	585	Lamwo District	LOKUNG HC III	HC III	GOV	255343	504307	8,687,947		8,687,947
2232	585	Lamwo District	PADIBE WEST HC III	HC III	GOV	255348	506660	8,576,629		8,576,629
2233	585	Lamwo District	PALABEK GEM HC III	HC III	GOV	255350	504308	8,576,629		8,576,629
2234	585	Lamwo District	PALABEK KAL HC III	HC III	GOV	255351	506658	8,687,947		8,687,947
2235	585	Lamwo District	PALABEK OGILI HC III	HC III	GOV	255352	506659	8,576,629		8,576,629
2236	585	Lamwo District	PALOGA HC III	HC III	GOV	255354	504309	8,576,629		8,576,629
2237	585	Lamwo District	ST PETER AND PAUL HC III	HC III	UCMB	255337	504320	8,318,123	580,325	7,737,798
2238	585	Lamwo District	ANAKA HC III	HC II	GOV	255349	506663	2,677,995		2,677,995
2239	585	Lamwo District	APYETA HC II	HC II	GOV	255334	504321	2,677,995		2,677,995
2240	585	Lamwo District	DIBOLYEC HC II	HC II	GOV	255342	506661	2,677,995		2,677,995
2241	585	Lamwo District	KAPETA HC II	HC II	GOV	255353	504317	5,807,400		5,807,400
2242	585	Lamwo District	MADIKILOC HC II	HC II	GOV	255335	506662	2,677,995		2,677,995
2243	585	Lamwo District	NGOMOROMO HC II	HC II	GOV	255341	504313	2,677,995		2,677,995
2244	585	Lamwo District	OGAKO HC II	HC II	GOV	255347	504316	2,677,995		2,677,995
2245	585	Lamwo District	OKOL HC II	HC II	GOV	255336	504319	2,677,995		2,677,995
2246	585	Lamwo District	PANGIRA HC II	HC II	GOV	255344	504314	2,677,995		2,677,995
2247	585	Lamwo District	PAUMA HC II	HC II	GOV	255346	504318	2,677,995		2,677,995
2248	585	Lamwo District	PAWACH HC II	HC II	GOV	255339	504312	2,677,995		2,677,995
2249	585	Lamwo District	POTIKA HC II	HC II	GOV	255338	504311	2,677,995		2,677,995
585		Lamwo District Total						151,505,531	580,325	150,925,205
2250	586	Otuke District	ORUM HEALTH CENTRE IV	HC IV	GOV	256313	54485	22,029,473		22,029,473
2251	586	Otuke District	ANPMOROTO HEALTH CENTRE II	HC III	GOV	255356	505892	6,934,971		6,934,971
2252	586	Otuke District	ATANGWATA HEALTH CENTRE III	HC III	GOV	255364	505891	10,094,478		10,094,478
2253	586	Otuke District	BARJOBI HEALTH CENTRE III	HC III	GOV	255360	54483	10,094,478		10,094,478
2254	586	Otuke District	OGWETE HEALTH CENTRE II	HC III	GOV	255357	505893	6,934,971		6,934,971
2255	586	Otuke District	OKWANG HEALTH CENTRE III	HC III	GOV	255362	54481	10,094,478		10,094,478
2256	586	Otuke District	OKWONGO HEALTH CENTRE III	HC III	GOV	255358	54482	10,094,478		10,094,478
2257	586	Otuke District	OLILIM HEALTH CENTRE III	HC III	GOV	255363	54486	10,094,478		10,094,478

S/N	Vote Code	District	Account Name	Level	Owner	PBS Cost Center ID	IFMIS ID	Annual Budget at facilities 2019/20	o/w Additional EMHS Credit line for PNFPs (at JMS)	Transfers to health facilities
2258	586	Otuke District	ALIWANG HEALTH CENTRE III	HC III	UCMB	255359	506896	10,535,437	805,026	9,730,412
2259	586	Otuke District	ACANE HC II	HC II	GOV	272588		3,467,485		3,467,485
2260	586	Otuke District	ALANGO HEALTH CENTRE II	HC II	GOV	255355	506895	3,467,485		3,467,485
2261	586	Otuke District	AMUNGA HC II	HC II	GOV	272587		3,467,485		3,467,485
2262	586	Otuke District	ATING HC II	HC II	GOV	272586		3,467,485		3,467,485
2263	586	Otuke District	BAROCOK HEALTH CENTRE II	HC II	GOV	255361	54488	3,467,485		3,467,485
2264	586	Otuke District	OLURO HC II	HC II	GOV	272589		3,467,485		3,467,485
	586	Otuke District Total						117,712,154	805,026	116,907,129
2265	587	Zombo District	Nyapea Hospital Delegated Fund	Hospital	UCMB	256314	505547	164,494,879	23,316,249	141,178,630
2266	587	Zombo District	WARR HC III	HC IV	GOV	255370	505549	37,140,892		37,140,892
2267	587	Zombo District	PAKADHA HEALTH CENTRE III	HC III	CBO	255378	505559	5,590,917	295,458	5,295,458
2268	587	Zombo District	ALANGI HC III	HC III	GOV	255374	506991	18,570,446		18,570,446
2269	587	Zombo District	JANG'OKORO HC III	HC III	GOV	255366	505550	18,570,446		18,570,446
2270	587	Zombo District	KANGO HC III	HC III	GOV	255373	505551	18,570,446		18,570,446
2271	587	Zombo District	PAIDHA HC III	HC III	GOV	255380	505548	18,570,446		18,570,446
2272	587	Zombo District	THERURU HC HC II	HC III	GOV	255367	506993	12,940,812		12,940,812
2273	587	Zombo District	ZEU HC III	HC III	GOV	255382	506990	18,570,446		18,570,446
2274	587	Zombo District	AGIERMACH HEALTH CENTRE III	HC III	UCMB	255372	505557	8,534,695	295,458	8,239,237
2275	587	Zombo District	ZUMBO HEALTH CENTRE III	HC III	UPMB	255376	505556	8,534,695	295,458	8,239,237
2276	587	Zombo District	AMWONYU HEALTH CENTRE II	HC II	GOV	255381	505561	6,470,406		6,470,406
2277	587	Zombo District	ATYAK HC II	HC II	GOV	255369	505552	6,470,406		6,470,406
2278	587	Zombo District	ATYENDA HC II	HC II	GOV	255375	505553	6,470,406		6,470,406
2279	587	Zombo District	AYAKA HC II	HC II	GOV	255365	506992	6,470,406		6,470,406
2280	587	Zombo District	OTHEKO HC II	HC II	GOV	255377	505554	6,470,406		6,470,406
2281	587	Zombo District	PAMITU HC II	HC II	GOV	255379	505555	6,470,406		6,470,406
2282	587	Zombo District	WARR ISLAMIC HEALTH CENTRE III	HC II	UMMB	255368	505558	5,643,039	147,729	5,495,310
	587	Zombo District Total						374,554,596	24,350,353	350,204,243

S/N	Vote Code	District	Account Name	Level	Owner	PBS Cost Center ID	IFMIS ID	Annual Budget at facilities 2019/20	o/w Additional EMHS Credit line for PNFPs (at JMS)	Transfers to health facilities
2283	588	Alebtong District	ALEBTONG HEALTH CENTRE	HC IV	GOV	256315	504531	30,157,955		30,157,955
2284	588	Alebtong District	ABAKO HEALTH CENTRE	HC III	GOV	255387	504534	17,776,585		17,776,585
2285	588	Alebtong District	AMUGU HEALTH CENTRE	HC III	GOV	255393	504533	17,776,585		17,776,585
2286	588	Alebtong District	ANGETTA	HC III	GOV	255384		17,776,585		17,776,585
2287	588	Alebtong District	APALA HEALTH CENTRE	HC III	GOV	255395	504532	17,776,585		17,776,585
2288	588	Alebtong District	AWEI	HC III	GOV	257018		17,776,585		17,776,585
2289	588	Alebtong District	OMORO HEALTH CENTRE	HC III	GOV	255397	506727	17,776,585		17,776,585
2290	588	Alebtong District	ALANYI DISPENSARY	HC III	UCMB	255388	7447	5,880,083	1,758,582	4,121,501
2291	588	Alebtong District	ALOI ONGOM	HC III	UCMB	255392	504538	7,587,226	1,758,582	5,828,644
2292	588	Alebtong District	ABIA HEALTH CENTRE	HC II	GOV	255389	506729	8,243,002		8,243,002
2293	588	Alebtong District	ADWIR HEALTH CENTRE	HC II	GOV	255398	504537	8,243,002		8,243,002
2294	588	Alebtong District	AKURA HEALTH CENTRE	HC II	GOV	255391	506728	8,243,002		8,243,002
2295	588	Alebtong District	OBIM HEALTH CENTRE	HC II	GOV	255394	504535	8,243,002		8,243,002
2296	588	Alebtong District	OTENO HEALTH CENTRE	HC II	GOV	255390	504536	8,243,002		8,243,002
2297	588	Alebtong District	ABAKO ELIM HC II	HC II	UPMB	255396	506730	7,272,057	879,291	6,392,766
	588	Alebtong District Total						198,771,841	4,396,455	194,375,386
2298	589	Bulambuli District	Muyembe HC IV	HC IV	GOV	256316	506561	27,060,485		27,060,485
2299	589	Bulambuli District	Buginyanya HC III	HC III	GOV	255404	506566	11,170,596		11,170,596
2300	589	Bulambuli District	Bukhalu HC III	HC III	GOV	255405	506564	11,170,596		11,170,596
2301	589	Bulambuli District	Buluganya HCIII	HC III	GOV	255410	506563	11,170,596		11,170,596
2302	589	Bulambuli District	Bumasobo HC III	HC III	GOV	255412	506562	11,170,596		11,170,596
2303	589	Bulambuli District	BUMUGUSHA HC II	HC III	GOV	255418	506572	10,116,764		10,116,764
2304	589	Bulambuli District	BUMWAMBU HC III	HC III	GOV	256898	506574	8,818,014		8,818,014
2305	589	Bulambuli District	Bunambutye HC III	HC III	GOV	255413	506565	11,170,596		11,170,596
2306	589	Bulambuli District	Bunangaka	HC III	GOV	255402		10,619,188		10,619,188
2307	589	Bulambuli District	BUYAGA HEALTH CENTRE	HC III	GOV	255408	507219	10,116,764		10,116,764
2308	589	Bulambuli District	GAMATIMBEI HC III	HC III	GOV	255416	507220	10,116,764		10,116,764
2309	589	Bulambuli District	Masira HC III	HC III	GOV	255415	507217	11,170,596		11,170,596
2310	589	Bulambuli District	Atali HCII	HC II	GOV	255399	506567	4,261,891		4,261,891

S/N	Vote Code	District	Account Name	Level	Owner	PBS Cost Center ID	IFMIS ID	Annual Budget at facilities 2019/20	o/w Additional EMHS Credit line for PNFPs (at JMS)	Transfers to health facilities
2311	589	Bulambuli District	BUGUDOI HC II	HC II	GOV	272544		4,261,891		4,261,891
2312	589	Bulambuli District	BUKILOGOTO HC II	HC II	GOV	272579		4,261,891		4,261,891
2313	589	Bulambuli District	Bulaago HCII	HC II	GOV	255409	507218	4,261,891		4,261,891
2314	589	Bulambuli District	BUMAGENI HC II	HC II	GOV	255406	506573	4,261,891		4,261,891
2315	589	Bulambuli District	Bwikhonge HC II	HC II	GOV	255414	506568	4,261,891		4,261,891
2316	589	Bulambuli District	NABIWUTULU HC II	HC II	GOV	272529		4,261,891		4,261,891
2317	589	Bulambuli District	Wakhanyunyi HCII	HC II	GOV	256897	506569	4,261,891		4,261,891
2318	589	Bulambuli District	TUNYI DISPENSARY	HC II	UCMB	255419	506570	2,444,705	460,126	1,984,579
	589	Bulambuli District Total						180,411,392	460,126	179,951,266
2319	590	Buvuma District	BUVUMA HEALTH CENTRE IV	HC IV	GOV	256317	506596	32,705,303		32,705,303
2320	590	Buvuma District	BUGAYA HEALTH CENTRE III	HC III	GOV	255421	504648	12,430,720		12,430,720
2321	590	Buvuma District	BUSAMUZI HEALTH CENTRE III	HC III	GOV	255424	504649	12,430,720		12,430,720
2322	590	Buvuma District	NAMATALE HEALTH CENTRE II	HC III	GOV	255426	504654	12,430,720		12,430,720
2323	590	Buvuma District	BUWOOYA HEALTH CENTRE II	HC II	GOV	255423	504650	4,596,629		4,596,629
2324	590	Buvuma District	BWEEMA HEALTH CENTRE 11	HC II	GOV	255427	506599	4,596,629		4,596,629
2325	590	Buvuma District	LUBYA HEALTH CENTRE II	HC II	GOV	255429	504652	4,596,629		4,596,629
2326	590	Buvuma District	LUKALE HC II	HC II	GOV	272459		4,596,629		4,596,629
2327	590	Buvuma District	LWAJJE HEALTH CENTRE II	HC II	GOV	255428	506597	4,596,629		4,596,629
2328	590	Buvuma District	NKATA HEALTH CENTRE II	HC II	GOV	255422	504651	4,596,629		4,596,629
2329	590	Buvuma District	LINGIRA YOUTH WITH A MISSION	HC II	UPMB	255425	504653	5,010,827	724,617	4,286,211
	590	Buvuma District Total						102,588,068	724,617	101,863,451
2330	591	Gomba District	Gomba HSDPHC	HC IV	GOV	256318	504149	41,382,501		41,382,501
2331	591	Gomba District	Kanoni Health Centre III	HC III	GOV	255437	504135	11,162,925		11,162,925
2332	591	Gomba District	Kifampa Health Centre III	HC III	GOV	255434	504134	11,162,925		11,162,925
2333	591	Gomba District	Kisozi Health Centre II	HC III	GOV	255435	504138	11,162,925		11,162,925
2334	591	Gomba District	Kyaayi Health Centre III	HC III	GOV	255431	504137	11,162,925		11,162,925
2335	591	Gomba District	Mamba Health Centre II	HC III	GOV	255439	506757	6,409,723		6,409,723

S/N	Vote Code	District	Account Name	Level	Owner	PBS Cost Center ID	IFMIS ID	Annual Budget at facilities 2019/20	o/w Additional EMHS Credit line for PNFPs (at JMS)	Transfers to health facilities
2336	591	Gomba District	Mpenja Health Centre III	HC III	GOV	255444	504136	11,162,925		11,162,925
2337	591	Gomba District	Ngomanene Health Centre II	HC III	GOV	255447	504145	6,409,723		6,409,723
2338	591	Gomba District	Bukalagi Health Centre.	HC III	UCMB	255438	506758	5,773,116	735,739	5,037,378
2339	591	Gomba District	Bulwadda Health Centre II	HC II	GOV	255433	504142	3,204,861		3,204,861
2340	591	Gomba District	Buyanja Health Centre II	HC II	GOV	255441	504141	3,204,861		3,204,861
2341	591	Gomba District	Kanziira Health Centre II	HC II	GOV	255445	504146	3,204,861		3,204,861
2342	591	Gomba District	KASAMBYA HEALTH CENTRE II	HC II	GOV	255442	504140	3,204,861		3,204,861
2343	591	Gomba District	Kewelimidde Health Centre II	HC II	GOV	255430	504147	3,204,861		3,204,861
2344	591	Gomba District	Kitwe Health Centre II	HC II	GOV	255443	504139	3,204,861		3,204,861
2345	591	Gomba District	Mawuki Health Centre II	HC II	GOV	255436	504143	3,204,861		3,204,861
2346	591	Gomba District	Namabeya Health Centre II	HC II	GOV	255440	504148	3,204,861		3,204,861
2347	591	Gomba District	Ngeribalya Health Centre II	HC II	GOV	255446	504144	3,204,861		3,204,861
	591	Gomba District Total						144,633,438	735,739	143,897,699
2348	592	Kiryandongo District	KIRYANDONGO HOSPITAL	Hospital	GOV	256319	504845	306,722,044		306,722,044
2349	592	Kiryandongo District	DIIMA HEALTH CENTRE III	HC III	GOV	255467	504844	21,060,939		21,060,939
2350	592	Kiryandongo District	KIGUMBA HEALTH CENTRE III	HC III	GOV	255454	504840	21,060,939		21,060,939
2351	592	Kiryandongo District	MASINDI PORT HEALTH CENTRE	HC III	GOV	255465	504843	21,060,939		21,060,939
2352	592	Kiryandongo District	MUTUNDA HEALTH CENTRE III	HC III	GOV	255468	507138	21,060,939		21,060,939
2353	592	Kiryandongo District	PANYADOLI HEALTH CENTRE III	HC III	GOV	255458	507137	20,279,852		20,279,852
2354	592	Kiryandongo District	KATULIKIRE HEALTH CENTRE	HC III	UCMB	255461	504846	9,272,128	1,949,080	7,323,048
2355	592	Kiryandongo District	ST MARY'SKIGUMBA HEALTH CEN	HC III	UCMB	255452	507139	9,272,128	1,949,080	7,323,048
2356	592	Kiryandongo District	ST THADDEUS KARUNGU HEALTH CE	HC III	UCMB	255453	548070	9,272,128	1,949,080	7,323,048
2357	592	Kiryandongo District	APODORWA HEALTH CENTRE II	HC II	GOV	255457	504832	6,674,676		6,674,676
2358	592	Kiryandongo District	DIIKA HEALTH CENTRE II	HC II	GOV	255463	504834	6,674,676		6,674,676

S/N	Vote Code	District	Account Name	Level	Owner	PBS Cost Center ID	IFMIS ID	Annual Budget at facilities 2019/20	o/w Additional EMHS Credit line for PNFPs (at JMS)	Transfers to health facilities
2359	592	Kiryandongo District	KADUKU HEALTH CENTRE II	HC II	GOV	255464	504836	6,674,676		6,674,676
2360	592	Kiryandongo District	KARUMA HEALTH CENTRE II	HC II	GOV	255466	504838	6,674,676		6,674,676
2361	592	Kiryandongo District	KICWABUJINGO HEALTH CENTRE II	HC II	GOV	255449	507134	6,674,676		6,674,676
2362	592	Kiryandongo District	KIIGYAHEALTH CENTRE II	HC II	GOV	255455	504839	6,674,676		6,674,676
2363	592	Kiryandongo District	KIROKO HEALTH CENTRE II	HC II	GOV	255450	507136	6,674,676		6,674,676
2364	592	Kiryandongo District	KITWARA HEALTH CENTRE II	HC II	GOV	255462	504835	6,674,676		6,674,676
2365	592	Kiryandongo District	MPUMWEHEALTH CENTRE II	HC II	GOV	255456	504833	6,674,676		6,674,676
2366	592	Kiryandongo District	NYAKADO'I HEALTH CENTRE II	HC II	GOV	255451	504842	10,139,926		10,139,926
2367	592	Kiryandongo District	PANYADOLI HILLS HEALTH CENTRE	HC II	GOV	255459	504841	8,059,336		8,059,336
2368	592	Kiryandongo District	TECWA HEALTH CENTRE II	HC II	GOV	255460	507135	6,674,676		6,674,676
2369	592	Kiryandongo District	YABWENG HEALTH CENTRE II	HC II	GOV	255469	504837	6,674,676		6,674,676
	592	Kiryandongo District Total						530,682,733	5,847,239	524,835,494
2370	593	Luuka District	KIYUNGA HEALTH CENTER IV	HC IV	GOV	256320	506466	44,053,303		44,053,303
2371	593	Luuka District	BUKANGA HEALTH CENTER III	HC III	GOV	255482	506470	11,877,036		11,877,036
2372	593	Luuka District	BUKENDI HEALTH CENTER II	HC III	GOV	255488	507190	7,496,070		7,496,070
2373	593	Luuka District	BUKOOMA HEALTH CENTER III	HC III	GOV	255485	506471	11,877,036		11,877,036
2374	593	Luuka District	IKONIA HEALTH CENTER III	HC III	GOV	255498	506468	11,877,036		11,877,036
2375	593	Luuka District	IKUMBYA HEALTH CENTER III	HC III	GOV	255490	507188	11,877,036		11,877,036
2376	593	Luuka District	IRONGO HEALTH CENTER III	HC III	GOV	255493	506469	11,877,036		11,877,036

S/N	Vote Code	District	Account Name	Level	Owner	PBS Cost Center ID	IFMIS ID	Annual Budget at facilities 2019/20	o/w Additional EMHS Credit line for PNFPs (at JMS)	Transfers to health facilities
2377	593	Luuka District	WAIBUGA HEALTH CENTER III	HC III	GOV	255502	506467	11,877,036		11,877,036
2378	593	Luuka District	MAWUNDO Health Centre III	HC III	UPMB	255503	507193	5,858,590	811,450	5,047,141
2379	593	Luuka District	NAWANSEGA Health Centre III	HC III	UPMB	255496	506483	5,858,590	811,450	5,047,141
2380	593	Luuka District	BUGAMBO HEALTH CENTER II	HC II	GOV	255491	506474	3,748,035		3,748,035
2381	593	Luuka District	BULALU HEALTH CENTER II	HC II	GOV	255487	506476	3,748,035		3,748,035
2382	593	Luuka District	BUSALAMU HEALTH CENTER II	HC II	GOV	255481	506472	3,748,035		3,748,035
2383	593	Luuka District	BUSANDA HEALTH CENTER II	HC II	GOV	255483	506477	3,748,035		3,748,035
2384	593	Luuka District	BUSIRO HEALTH CENTER II	HC II	GOV	255501	507192	3,748,035		3,748,035
2385	593	Luuka District	INNULA HEALTH CENTER II	HC II	GOV	255475	507189	3,748,035		3,748,035
2386	593	Luuka District	KALYOWA HEALTH CENTER II	HC II	GOV	255494	506478	3,748,035		3,748,035
2387	593	Luuka District	KIBINGA HEALTH CENTER II	HC II	GOV	255477	506482	3,748,035		3,748,035
2388	593	Luuka District	KIWALAZI HEALTH CENTER II	HC II	GOV	255495	507191	3,748,035		3,748,035
2389	593	Luuka District	IWAKI HEALTH CENTER II	HC II	GOV	255504	506481	3,748,035		3,748,035
2390	593	Luuka District	NAIRIKA HEALTH CENTER II	HC II	GOV	255484	506473	3,748,035		3,748,035
2391	593	Luuka District	NAKISWIGA HEALTH CENTER II	HC II	GOV	255499	506479	3,748,035		3,748,035
2392	593	Luuka District	NANTAMALI HEALTH CENTER II	HC II	GOV	255492	506475	3,748,035		3,748,035
2393	593	Luuka District	NAWAMPITI HEALTH CENTER II	HC II	GOV	255500	506480	3,748,035		3,748,035
2394	593	Luuka District	Nawanyago Health Centre II	HC II	GOV	255489	556979	3,748,035		3,748,035
2395	593	Luuka District	BUSALAMU Health Centre II	HC II	UPMB	255480	507195	3,610,393	405,725	3,204,668

S/N	Vote Code	District	Account Name	Level	Owner	PBS Cost Center ID	IFMIS ID	Annual Budget at facilities 2019/20	o/w Additional EMHS Credit line for PNFPs (at JMS)	Transfers to health facilities
2396	593	Luuka District	BUTTERMAN OUTREACH CENTRE HEALTH	HC II	UPMB	254632	505487	3,610,393	405,725	3,204,668
2397	593	Luuka District	Nawanyago Health Centre II (NGO)	HC II	UPMB	256895	506487	3,610,393	405,725	3,204,668
	593	Luuka District Total						201,580,474	2,840,074	198,740,400
2398	594	Namayingo District	BUYINJA HEALTH CENTRE	HC IV	GOV	256321	504506	35,998,647		35,998,647
2399	594	Namayingo District	BANDAHC III	HC III	GOV	255511	504504	13,403,205		13,403,205
2400	594	Namayingo District	BUMOOHI HC III	HC III	GOV	255516	506719	13,403,205		13,403,205
2401	594	Namayingo District	LOLWEHC II	HC III	GOV	255527	504501	8,900,114		8,900,114
2402	594	Namayingo District	MUTUMBAHC III	HC III	GOV	255521	504503	13,403,205		13,403,205
2403	594	Namayingo District	SIGULU HC III	HC III	GOV	255528	504505	13,403,205		13,403,205
2404	594	Namayingo District	BUSIRO CHURCH OF GOD	HC III	UPMB	255509	506720	5,579,239	1,225,029	4,354,211
2405	594	Namayingo District	BUCHUMBAHC II	HC II	GOV	255506	504498	4,450,057		4,450,057
2406	594	Namayingo District	BUGALIHC II	HC II	GOV	255520	504495	4,450,057		4,450,057
2407	594	Namayingo District	BUGANAHC II	HC II	GOV	255523	504499	4,450,057		4,450,057
2408	594	Namayingo District	BUJWANGAHC II	HC II	GOV	255507	504496	4,450,057		4,450,057
2409	594	Namayingo District	BUKIMBIHC II	HC II	GOV	255512	506714	4,450,057		4,450,057
2410	594	Namayingo District	BUMALENGEHC II	HC II	GOV	255524	506717	4,450,057		4,450,057
2411	594	Namayingo District	BUYOMBOHC II	HC II	GOV	255508	506715	4,450,057		4,450,057
2412	594	Namayingo District	DOHWEHC II	HC II	GOV	255513	504493	4,450,057		4,450,057
2413	594	Namayingo District	HAAMAHC II	HC II	GOV	255525	506718	4,450,057		4,450,057
2414	594	Namayingo District	ISINDEHC II	HC II	GOV	255514	504492	4,450,057		4,450,057
2415	594	Namayingo District	KIFUYOHC II	HC II	GOV	255517	504490	4,450,057		4,450,057
2416	594	Namayingo District	LUGALAHHC II	HC II	GOV	255510	504497	4,450,057		4,450,057
2417	594	Namayingo District	MULOMBI Health Centre	HC II	GOV	255522	504494	4,450,057		4,450,057
2418	594	Namayingo District	NAMAVUNDU HC II	HC II	GOV	255519	504491	4,450,057		4,450,057
2419	594	Namayingo District	NAMAYUGE HC II	HC II	GOV	255515	506716	4,450,057		4,450,057
2420	594	Namayingo District	RABACHHC II	HC II	GOV	255529	504500	4,450,057		4,450,057
2421	594	Namayingo District	SHANYONJA HC II	HC II	GOV	255505	506713	4,450,057		4,450,057
2422	594	Namayingo District	SINGILAHHC II	HC II	GOV	255526	504502	4,450,057		4,450,057
2423	594	Namayingo District	SIRO HC II	HC II	GOV	272468		4,450,057		4,450,057
2424	594	Namayingo District	ST MATIA MULUMBA HUBUSWALE	HC II	UCMB	256825	504508	4,354,211	612,514	3,741,696
	594	Namayingo District Total						192,996,115	1,837,543	191,158,572

S/N	Vote Code	District	Account Name	Level	Owner	PBS Cost Center ID	IFMIS ID	Annual Budget at facilities 2019/20	o/w Additional EMHS Credit line for PNFPs (at JMS)	Transfers to health facilities
2425	595	Ntoroko District	KARUGUTU HC IV	HC IV	GOV	256322	504196	23,750,753		23,750,753
2426	595	Ntoroko District	RWEBISENGO HC IV	HC IV	GOV	272563		23,750,753		23,750,753
2427	595	Ntoroko District	BWERAMULE HC II	HC III	GOV	255530	504199	10,501,295		10,501,295
2428	595	Ntoroko District	NTOROKO HC III	HC III	GOV	255532	504198	10,895,735		10,895,735
2429	595	Ntoroko District	MUSANDAMA HC II	HC II	GOV	255534	504200	7,402,780		7,402,780
2430	595	Ntoroko District	RWANGARA HC II	HC II	GOV	255531	504201	7,402,780		7,402,780
2431	595	Ntoroko District	STELLA MARIS NTOROKO HEALTH UNIT	HC II	UCMB	255533	504202	4,924,603	23,948	4,900,655
	595	Ntoroko District Total						88,628,700	23,948	88,604,752
2432	596	Serere District	APAPAI HC IV	HC IV	GOV	256323	504966	42,957,636		42,957,636
2433	596	Serere District	SERERE H/C IV	HC IV	GOV	256324	504963	42,957,636		42,957,636
2434	596	Serere District	AARAPOO HC II	HC III	GOV	255551	507073	9,116,684		9,116,684
2435	596	Serere District	ATIIRA HC III	HC III	GOV	255538	507072	13,136,954		13,136,954
2436	596	Serere District	BUGONDO HC III	HC III	GOV	255539	504967	13,136,954		13,136,954
2437	596	Serere District	KADUNGULU HC III	HC III	GOV	255541	507071	13,136,954		13,136,954
2438	596	Serere District	KAGWARA HC II	HC III	GOV	255542	504972	9,116,684		9,116,684
2439	596	Serere District	KATETA HC III	HC III	GOV	255544	504970	13,136,954		13,136,954
2440	596	Serere District	KYERE HC III	HC III	GOV	255549	504964	13,136,954		13,136,954
2441	596	Serere District	PINGIRE HC III	HC III	GOV	255550	504968	13,136,954		13,136,954
2442	596	Serere District	KIDETOK MISSION HC III	HC III	UCMB	255552	504974	7,200,659	1,562,057	5,638,602
2443	596	Serere District	KYERE MISSION HC III	HC III	UCMB	255547	507074	7,200,659	1,562,057	5,638,602
2444	596	Serere District	AKOBOI HC II	HC II	GOV	255555	505918	4,558,342		4,558,342
2445	596	Serere District	KAMOD HC II	HC II	GOV	255540	507070	4,558,342		4,558,342
2446	596	Serere District	KAMUSALA HC II	HC II	GOV	255543	504971	4,558,342		4,558,342
2447	596	Serere District	KATETA MORU HEALTH CENTRE PHC	HC II	GOV	255545	548124	4,558,342		4,558,342
2448	596	Serere District	OBURIN HC II	HC II	GOV	255554	504969	4,558,342		4,558,342
2449	596	Serere District	OMAGORO HC II	HC II	GOV	255548	504965	4,558,342		4,558,342
2450	596	Serere District	KATETA C.O.U HEALTH CENTRE	HC II	UPMB	255546	548125	3,600,329	781,028	2,819,300
2451	596	Serere District	MIRIA HC II	HC II	UPMB	255553	504973	3,600,329	781,028	2,819,300
	596	Serere District Total						231,922,390	4,686,170	227,236,220
2452	597	Kyankwanzi District	Ntwetwe Health Centre IV	HC IV	GOV	256325	506488	45,045,370		45,045,370
2453	597	Kyankwanzi District	Bananywa Health Centre II	HC III	GOV	255567	506499	10,878,662		10,878,662
2454	597	Kyankwanzi District	Butemba Health Centre III	HC III	GOV	255562	506489	15,532,438		15,532,438

S/N	Vote Code	District	Account Name	Level	Owner	PBS Cost Center ID	IFMIS ID	Annual Budget at facilities 2019/20	o/w Additional EMHS Credit line for PNFPs (at JMS)	Transfers to health facilities
2455	597	Kyankwanzi District	Kikolimbo Health Centre II	HC III	GOV	255571	506494	10,878,662		10,878,662
2456	597	Kyankwanzi District	Kikonda Health Centre III	HC III	GOV	255568	507196	13,416,436		13,416,436
2457	597	Kyankwanzi District	Kiyuni Health Centre III	HC III	GOV	255563	506490	13,416,436		13,416,436
2458	597	Kyankwanzi District	Kyankwanzi Health Centre III	HC III	GOV	255564	506492	13,416,436		13,416,436
2459	597	Kyankwanzi District	Mujunza Health Centre II	HC III	GOV	255569	506496	12,501,010		12,501,010
2460	597	Kyankwanzi District	Nalinya Ndagire Health Centre	HC III	GOV	255566	506491	13,416,436		13,416,436
2461	597	Kyankwanzi District	Banda Health Centre II	HC II	GOV	255565	506493	5,439,331		5,439,331
2462	597	Kyankwanzi District	KIKUMBYA HC II	HC II	GOV	272511		5,439,331		5,439,331
2463	597	Kyankwanzi District	Kisala Health Centre II	HC II	GOV	255556	506495	5,439,331		5,439,331
2464	597	Kyankwanzi District	Nakitembe Health Centre II	HC II	GOV	255572	506498	5,439,331		5,439,331
2465	597	Kyankwanzi District	Sirimula Health Centre II	HC II	GOV	255570	506497	5,439,331		5,439,331
2466	597	Kyankwanzi District	St Balikuddembe DMU	HC II	UCMB	255558	506500	6,634,084	681,097	5,952,987
2467	597	Kyankwanzi District	StTheresa Health Centre II Nd	HC II	UCMB	255560	506503	4,478,974	681,097	3,797,877
2468	597	Kyankwanzi District	Bukwiri COU Dispensary	HC II	UPMB	255561	506501	4,478,974	681,097	3,797,877
2469	597	Kyankwanzi District	Masodde Social Service	HC II	UPMB	255557	506502	4,478,974	681,097	3,797,877
	597	Kyankwanzi District Total						195,769,546	2,724,390	193,045,157
2470	598	Kalungu District	VILLA MARIA HOSPITAL	Hospital	UCMB	256329	27090	114,851,539	10,679,071	104,172,468
2471	598	Kalungu District	BUKULULA HEALTH CENTRE IV(HSD)	HC IV	GOV	256327	506124	30,917,644		30,917,644
2472	598	Kalungu District	KYAMULIBWA HEALTH CENTRE IV	HC IV	UCMB	256326	506136	7,579,165	1,257,035	6,322,130
2473	598	Kalungu District	KABAAL HC III	HC III	GOV	272447		11,700,155		11,700,155
2474	598	Kalungu District	KABALE HEALTH CENTRE III	HC III	GOV	255573	506131	11,700,155		11,700,155
2475	598	Kalungu District	KALUNGU HEALTH CENTRE III	HC III	GOV	255581	506129	11,700,155		11,700,155
2476	598	Kalungu District	KASAMBYA HEALTH CENTRE III	HC III	GOV	255578	505203	11,700,155		11,700,155
2477	598	Kalungu District	KIRAGGA HEALTH CENTRE III	HC III	GOV	255585	506126	11,700,155		11,700,155
2478	598	Kalungu District	KITI HEALTH CENTRE III	HC III	GOV	255595	506128	11,700,155		11,700,155
2479	598	Kalungu District	KYAMULIBWA HEALTH CENTRE III	HC III	GOV	255582	506130	11,700,155		11,700,155

S/N	Vote Code	District	Account Name	Level	Owner	PBS Cost Center ID	IFMIS ID	Annual Budget at facilities 2019/20	o/w Additional EMHS Credit line for PNFPs (at JMS)	Transfers to health facilities
2480	598	Kalungu District	LUKAYA HEALTH CENTRE III	HC III	GOV	255584	506125	11,700,155		11,700,155
2481	598	Kalungu District	ST MONOCA BIRONGO HEALTH CENTR	HC III	UCMB	255574	506140	3,789,582	628,517	3,161,065
2482	598	Kalungu District	KABUNGO HEALTH CENTRE III	HC III	UPMB	255599	506135	5,016,736	628,517	4,388,219
2483	598	Kalungu District	KALUNGI HEALTH CENTRE III	HC III	UPMB	255594	506134	5,016,736	628,517	4,388,219
2484	598	Kalungu District	KIGAAJU HEALTH CENTRE II	HC II	GOV	255580	506127	3,550,708		3,550,708
2485	598	Kalungu District	KIGASA HEALTHCENTRE II	HC II	GOV	255586	506133	3,550,708		3,550,708
2486	598	Kalungu District	NABUTWONGWA HEALTH CENTRE III	HC II	GOV	255577	506132	3,550,708		3,550,708
2487	598	Kalungu District	BWANDA HEALTH CENTRE EYECARE	HC II	UCMB	255600	507147	3,161,065	314,259	2,846,806
2488	598	Kalungu District	KABUKUNGE MUSLIM HEALTH CENTRE	HC II	UMMB	255575	507148	3,388,219	314,259	3,073,960
2489	598	Kalungu District	WELLSPRING CHILDREN MEDICAL CEN	HC II	UPMB	255583	506137	4,388,219	314,259	4,073,960
	598	Kalungu District Total						282,362,269	14,764,434	267,597,835
2490	599	Lwengo District	Kiwangala HC IV	HC IV	GOV	256332	505828	32,202,191		32,202,191
2491	599	Lwengo District	Kyazanga HC IV	HC IV	GOV	256333	505832	32,202,191		32,202,191
2492	599	Lwengo District	Lwengo HC IV	HC IV	GOV	256334	505825	30,849,471		30,849,471
2493	599	Lwengo District	Kakoma HC II	HC III	GOV	255626	506876	6,601,818		6,601,818
2494	599	Lwengo District	Katovu HC III	HC III	GOV	255631	505830	12,066,802		12,066,802
2495	599	Lwengo District	Kinoni HC III	HC III	GOV	255618	506874	12,066,802		12,066,802
2496	599	Lwengo District	Kyetume HC III	HC III	GOV	255628	506873	12,066,802		12,066,802
2497	599	Lwengo District	Naanywa HC III	HC III	GOV	255612	505826	12,066,802		12,066,802
2498	599	Lwengo District	Kyamaganda HC	HC III	UCMB	255619	505840	6,556,717	1,400,993	5,155,724
2499	599	Lwengo District	Nkoni HC	HC III	UCMB	255622	505838	6,556,717	1,400,993	5,155,724
2500	599	Lwengo District	St Francis Mbirizi HC	HC III	UCMB	255613	506880	6,684,215	1,400,993	5,283,222
2501	599	Lwengo District	Kagganda HC II	HC II	GOV	255610	505834	3,300,909		3,300,909
2502	599	Lwengo District	Kalegero HCII	HC II	GOV	255630	506877	3,300,909		3,300,909
2503	599	Lwengo District	Kasana HC II	HC II	GOV	255611	506875	3,300,909		3,300,909
2504	599	Lwengo District	Kikenene HC II	HC II	GOV	255617	505827	3,300,909		3,300,909
2505	599	Lwengo District	Kisansala HC II	HC II	GOV	255620	505829	3,300,909		3,300,909

S/N	Vote Code	District	Account Name	Level	Owner	PBS Cost Center ID	IFMIS ID	Annual Budget at facilities 2019/20	o/w Additional EMHS Credit line for PNFPs (at JMS)	Transfers to health facilities
2506	599	Lwengo District	Lwengenyi HC II	HC II	GOV	255629	505831	3,300,909		3,300,909
2507	599	Lwengo District	Nakateete HC II	HC II	GOV	255616	505833	3,300,925		3,300,925
2508	599	Lwengo District	Ssenya HC II	HC II	GOV	255623	505835	3,300,909		3,300,909
2509	599	Lwengo District	Makondo HC	HC II	UCMB	255632	505839	4,465,048	641,500	3,823,547
2510	599	Lwengo District	Munatham HC	HC II	UMMB	255625	506881	3,277,616	400,496	2,877,119
2511	599	Lwengo District	Kimwanyi cou	HC II	UPMB	255621	506879	4,555,724	400,496	4,155,227
2512	599	Lwengo District	KitooroLuyembe HC	HC II	UPMB	255624	505836	4,887,206	400,496	4,486,710
	599	Lwengo District Total						213,513,408	6,045,968	207,467,439
2513	600	Bukomansimbi District	BUTENGA HCIV	HC IV	GOV	256336	504613	37,569,330		37,569,330
2514	600	Bukomansimbi District	BIGASA HCIII	HC III	GOV	255638	506586	16,154,471		16,154,471
2515	600	Bukomansimbi District	KITANDA HCIII	HC III	GOV	255646	504614	16,154,471		16,154,471
2516	600	Bukomansimbi District	MIRAMBI HCIII	HC III	GOV	256337	504615	14,696,316		14,696,316
2517	600	Bukomansimbi District	BUYOGA HEALTH CENTRE PHC	HC III	UCMB	255644	506588	4,184,561	753,868	3,430,693
2518	600	Bukomansimbi District	KITAASA HCIII	HC III	UCMB	255641	504618	4,184,561	753,868	3,430,693
2519	600	Bukomansimbi District	MAKUKUULU HEALTH CENTRE PHC	HC III	UCMB	255645	506590	4,184,561	753,868	3,430,693
2520	600	Bukomansimbi District	KABIGI HCIII	HC III	UMMB	255640	506589	4,184,561	753,868	3,430,693
2521	600	Bukomansimbi District	KAWOKO HCIII	HC III	UMMB	256335	504620	4,184,561	753,868	3,430,693
2522	600	Bukomansimbi District	LUYITAYITA HCIII	HC III	UPMB	255639	504621	4,184,561	753,868	3,430,693
2523	600	Bukomansimbi District	KAGOGGO HCII	HC II	GOV	255642	504616	6,659,479		6,659,479
2524	600	Bukomansimbi District	KIGANGAZZI HCII	HC II	GOV	255637	506587	6,659,479		6,659,479
2525	600	Bukomansimbi District	KISOJJO HCII	HC II	GOV	255643	504617	6,659,479		6,659,479
	600	Bukomansimbi District Total						129,660,391	4,523,206	125,137,184
2526	601	Mitooma District	Mitooma Health Centre IV	HC IV	GOV	256338	506846	48,758,456		48,758,456
2527	601	Mitooma District	Bitereko Health Centre III	HC III	GOV	255651	505318	9,565,085		9,565,085
2528	601	Mitooma District	Bukuba Health Centre II	HC III	GOV	255656	505321	5,898,876		5,898,876
2529	601	Mitooma District	Kabira Health Centre III	HC III	GOV	255652	505316	9,565,085		9,565,085
2530	601	Mitooma District	Kanyabwanga Health Centre III	HC III	GOV	255654	505315	9,565,085		9,565,085
2531	601	Mitooma District	Kashenshero Health Centre III	HC III	GOV	255657	505317	9,565,085		9,565,085
2532	601	Mitooma District	Mutara Health Centre III	HC III	GOV	255666	506847	9,565,085		9,565,085
2533	601	Mitooma District	Rwoburunga Health Centre III	HC III	GOV	255660	505314	9,565,085		9,565,085
2534	601	Mitooma District	Nyakatsiro Health Centre III	HC III	UCMB	255650	505325	3,767,180	795,733	2,971,448

S/N	Vote Code	District	Account Name	Level	Owner	PBS Cost Center ID	IFMIS ID	Annual Budget at facilities 2019/20	o/w Additional EMHS Credit line for PNFPs (at JMS)	Transfers to health facilities
2535	601	Mitooma District	PHC Bubangizi Health Centre II	HC III	UCMB	255649	505327	3,767,180	795,733	2,971,448
2536	601	Mitooma District	Bukongoro Health Centre II	HC II	GOV	255663	506849	2,949,438		2,949,438
2537	601	Mitooma District	Iramira Health Centre II	HC II	GOV	255647	506848	2,949,438		2,949,438
2538	601	Mitooma District	Kigyende Health Centre II	HC II	GOV	255655	505323	2,949,438		2,949,438
2539	601	Mitooma District	Kyeibare Health Centre II	HC II	GOV	255664	505320	2,949,438		2,949,438
2540	601	Mitooma District	Mayanga Health Centre II	HC II	GOV	255661	505319	2,949,438		2,949,438
2541	601	Mitooma District	Nyakishojwa Health Centre II	HC II	GOV	255662	505322	2,949,438		2,949,438
2542	601	Mitooma District	Ryengyerero Health Centre II	HC II	GOV	255653	506850	2,949,438		2,949,438
2543	601	Mitooma District	Nyakizinga Health Centre II	HC II	UCMB	255665	505328	2,971,448	397,866	2,573,581
2544	601	Mitooma District	Rurama Health Centre II	HC II	UPMB	255659	505326	2,971,448	397,866	2,573,581
	601	Mitooma District Total						146,171,166	2,387,198	143,783,967
2545	602	Rubirizi District	RUGAZI HC IV	HC IV	GOV	256339	506947	30,306,007		30,306,007
2546	602	Rubirizi District	KATERERA HCIII	HC III	GOV	255669	506948	9,476,630		9,476,630
2547	602	Rubirizi District	KATUNGURU HEALTH CENTRE III	HC III	GOV	255671	505405	9,476,630		9,476,630
2548	602	Rubirizi District	KICHWAMBA HEALTH CENTRE III	HC III	GOV	255674	505406	9,476,630		9,476,630
2549	602	Rubirizi District	MUSHUMBA HC III	HC III	GOV	272449		9,476,630		9,476,630
2550	602	Rubirizi District	BUTOHA HEALTH CENTRE II	HC II	GOV	255677	505411	2,526,074		2,526,074
2551	602	Rubirizi District	KASHAKA HEALTH CENTRE II	HC II	GOV	255670	506949	2,526,074		2,526,074
2552	602	Rubirizi District	KAZINGA HEALTH CENTRE II	HC II	GOV	255672	505409	2,526,074		2,526,074
2553	602	Rubirizi District	KIRUGU SUB COUNTY HEALTH SERVI	HC II	GOV	256864	505408	2,526,074		2,526,074
2554	602	Rubirizi District	KISHENYI HEALTH CENTRE II	HC II	GOV	255673	505410	2,526,074		2,526,074
2555	602	Rubirizi District	KYABAKARA HEALTH CENTRE II	HC II	GOV	255676	505407	2,526,074		2,526,074
2556	602	Rubirizi District	MUNYONYI HC II	HC II	GOV	272448		2,526,074		2,526,074
2557	602	Rubirizi District	RUMURI HEALTH CENTRE II	HC II	GOV	255675	506950	2,526,074		2,526,074
2558	602	Rubirizi District	RUTOTO SUB COUNTY HEALTH SERVI	HC II	GOV	255680	505413	2,526,074		2,526,074

S/N	Vote Code	District	Account Name	Level	Owner	PBS Cost Center ID	IFMIS ID	Annual Budget at facilities 2019/20	o/w Additional EMHS Credit line for PNFPs (at JMS)	Transfers to health facilities
2559	602	Rubirizi District	RYERU SUB COUNTY HEALTH SERVIC	HC II	GOV	256865	505412	2,526,074		2,526,074
2560	602	Rubirizi District	RUGAZI MISSIONDISPENSARY	HC II	UCMB	255678	506951	3,366,711	218,043	3,148,668
2561	602	Rubirizi District	RUTOTO DISPENSARY PHC	HC II	UPMB	255679	505414	3,366,711	218,043	3,148,668
	602	Rubirizi District Total						100,206,686	436,086	99,770,600
2562	603	Ngora District	Ngora Hospital Delegated	Hospital	UPMB	255681	506867	224,866,146	18,756,583	206,109,563
2563	603	Ngora District	Ngora Health Center IV	HC IV	GOV	255682	506868	27,799,108		27,799,108
2564	603	Ngora District	Agu Health Center III	HC III	GOV	255693	505801	11,828,278		11,828,278
2565	603	Ngora District	Ajeluk Health Center III	HC III	GOV	255691	505800	11,828,278		11,828,278
2566	603	Ngora District	Kapir Health Center III	HC III	GOV	255687	506865	11,828,278		11,828,278
2567	603	Ngora District	Kobuin Health Center III	HC III	GOV	255685	505799	11,828,278		11,828,278
2568	603	Ngora District	Mukura Health Center III	HC III	GOV	255692	505798	11,828,278		11,828,278
2569	603	Ngora District	Ngora DMU Health Center III	HC III	GOV	255694	505797	11,828,278		11,828,278
2570	603	Ngora District	Atoot Health Center II	HC II	GOV	255689	506866	4,984,256		4,984,256
2571	603	Ngora District	Omiito Health Center II	HC II	GOV	255688	505802	4,984,256		4,984,256
2572	603	Ngora District	Opot Health Center II	HC II	GOV	255690	505803	4,984,256		4,984,256
2573	603	Ngora District	St Anthony NGO Health Center I	HC II	UCMB	255667	505805	4,250,722	366,481	3,884,242
	603	Ngora District Total						342,838,414	19,123,064	323,715,350
2574	604	Napak District	ST KIZITO MATANY HOSPITAL	Hospital	UCMB	256342	505763	293,200,371	0	293,200,371
2575	604	Napak District	IRIIRI HC III	HC III	GOV	255695	505754	16,664,861		16,664,861
2576	604	Napak District	LOKOPO HEALTH CENTRE III	HC III	GOV	255699	505757	16,664,861		16,664,861
2577	604	Napak District	LOPEEI HC III	HC III	GOV	255701	505756	16,664,861		16,664,861
2578	604	Napak District	LORENGECHORA HC III	HC III	GOV	255697	505755	18,401,415		18,401,415
2579	604	Napak District	LOTOME HC III	HC III	GOV	255702	505758	16,664,861		16,664,861
2580	604	Napak District	KANGOLE HC III	HC III	UCMB	255703	507054	12,773,464	1,164,139	11,609,325
2581	604	Napak District	AMEDEK HC II	HC II	GOV	255696	505759	6,992,430		6,992,430
2582	604	Napak District	APEITOLIM HC II	HC II	GOV	255700	505761	6,992,430		6,992,430
2583	604	Napak District	KALOKENGEL HC II	HC II	GOV	272501		6,992,430		6,992,430
2584	604	Napak District	MORULINGA HC II	HC II	GOV	256343	507053	6,992,430		6,992,430
2585	604	Napak District	NABWAL HC II	HC II	GOV	255698	505760	6,992,430		6,992,430
2586	604	Napak District	NAKICHUMET HC II	HC II	GOV	272499		6,992,430		6,992,430

S/N	Vote Code	District	Account Name	Level	Owner	PBS Cost Center ID	IFMIS ID	Annual Budget at facilities 2019/20	o/w Additional EMHS Credit line for PNFPs (at JMS)	Transfers to health facilities
2587	604	Napak District	NAMENDERA HC II	HC II	GOV	272500		6,992,430		6,992,430
2588	604	Napak District	NGOLERIET HC II	HC II	GOV	255704	505762	6,992,430		6,992,430
	604	Napak District Total						446,974,135	1,164,138	445,809,997
2589	605	Kibuku District	KIBUKU HEALTH CENTRE IV	HC IV	GOV	256344	505887	55,255,528		55,255,528
2590	605	Kibuku District	BULANGIRAHEALTH CENTRE III	HC III	GOV	255715	505882	12,382,622		12,382,622
2591	605	Kibuku District	BUSETAHEALTH CENTRE III	HC III	GOV	255729	506338	12,382,622		12,382,622
2592	605	Kibuku District	KADAMA HEALTH CENTRE III	HC III	GOV	255719	505879	12,382,622		12,382,622
2593	605	Kibuku District	KASASIRA HEALTH CENTRE III	HC III	GOV	255731	507261	12,382,622		12,382,622
2594	605	Kibuku District	KIRIKA HEALTH CENTRE III	HC III	GOV	255722	505880	12,382,622		12,382,622
2595	605	Kibuku District	NABULI HEALTH CENTRE III	HC III	GOV	255725	505881	12,382,622		12,382,622
2596	605	Kibuku District	NALUBEMBE	HC III	GOV	255727		12,382,622		12,382,622
2597	605	Kibuku District	TIRINYIHEALTH CENTRE III	HC III	GOV	255732	506337	12,382,622		12,382,622
2598	605	Kibuku District	DODOI HEALTH CENTRE II	HC II	GOV	255709	505883	3,854,057		3,854,057
2599	605	Kibuku District	KABWERI HEALTH CENTRE II	HC II	GOV	255706	505885	3,854,057		3,854,057
2600	605	Kibuku District	KENKEBU HEALTH CENTRE II	HC II	GOV	255712	505886	3,854,057		3,854,057
2601	605	Kibuku District	IWATAMA HEALTH CENTRE II	HC II	GOV	255713	505884	3,854,057		3,854,057
2602	605	Kibuku District	NALUBEMBE HC II	HC II	GOV	272507		3,854,057		3,854,057
	605	Kibuku District Total						173,586,790	0	173,586,790
2603	606	Nwoya District	NWOYA DISTRICT HOSPITAL	Hospital	GOV	256346	507029	276,051,920		276,051,920
2604	606	Nwoya District	ALERO HC III	HC III	GOV	255738	505677	20,582,924		20,582,924
2605	606	Nwoya District	KOCH GOMA HC III	HC III	GOV	255743	505678	20,582,924		20,582,924
2606	606	Nwoya District	KOCH LII HCII	HC III	GOV	255744	505679	13,698,864		13,698,864
2607	606	Nwoya District	PURONGO HC III	HC III	GOV	255747	507030	20,582,924		20,582,924
2608	606	Nwoya District	APARANGA HC II	HC II	GOV	255746	507032	6,849,432		6,849,432

S/N	Vote Code	District	Account Name	Level	Owner	PBS Cost Center ID	IFMIS ID	Annual Budget at facilities 2019/20	o/w Additional EMHS Credit line for PNFPs (at JMS)	Transfers to health facilities
2609	606	Nwoya District	COOROM HC II	HC II	GOV	255733	505681	6,849,432		6,849,432
2610	606	Nwoya District	LANGOL HC II	HC II	GOV	255740	505683	6,849,432		6,849,432
2611	606	Nwoya District	LATORO HC II	HC II	GOV	255745	505680	6,849,432		6,849,432
2612	606	Nwoya District	LULYANGO HC II	HC II	GOV	255739	505682	6,849,432		6,849,432
2613	606	Nwoya District	PAARA HC II	HC II	GOV	272469		6,849,432		6,849,432
2614	606	Nwoya District	PANOKRACH HC II	HC II	GOV	255741	507031	6,849,432		6,849,432
2615	606	Nwoya District	TODORA HC II	HC II	GOV	255742	505684	6,849,432		6,849,432
2616	606	Nwoya District	GOOD SHEPHERD HC 11	HC II	UPMB	255737	505687	7,461,700	1,174,749	6,286,951
2617	606	Nwoya District	ST ANDREW HC 11	HC II	UPMB	255734	505686	7,461,700	1,174,749	6,286,951
2618	606	Nwoya District	WII ANAKA CU COM HC 11	HC II	UPMB	255736	505688	7,461,700	1,174,749	6,286,951
	606	Nwoya District Total						428,680,111	3,524,247	425,155,864
2619	607	Kole District	Aboke HC IV	HC IV	GOV	256347	506669	37,333,718		37,333,718
2620	607	Kole District	Akalo HC III	HC III	GOV	255750	504341	17,717,349		17,717,349
2621	607	Kole District	Alito HC III	HC III	GOV	255751	504339	17,717,349		17,717,349
2622	607	Kole District	Apalabarawo HC III	HC III	GOV	255752	504340	17,717,349		17,717,349
2623	607	Kole District	Ayer HC II	HC III	GOV	255754	504336	14,270,918		14,270,918
2624	607	Kole District	Bala HC III	HC III	GOV	255757	506668	17,717,349		17,717,349
2625	607	Kole District	OPETA HC III	HC III	GOV	272491		17,717,349		17,717,349
2626	607	Kole District	Ayara HC II	HC II	GOV	255753	504342	7,135,459		7,135,459
2627	607	Kole District	Bung HC II	HC II	GOV	255756	506667	7,135,459		7,135,459
2628	607	Kole District	Okole HC II	HC II	GOV	255755	504337	14,927,286		14,927,286
2629	607	Kole District	Opeta HC II	HC II	GOV	255749	504338	7,135,459		7,135,459
2630	607	Kole District	Aboke Mission HC II	HC II	UCMB	255748	506670	6,357,245	697,516	5,659,730
	607	Kole District Total						182,882,289	697,516	182,184,773
2631	608	Butambala District	Gombe Hospital	Hospital	GOV	256348	24853	162,657,334		162,657,334
2632	608	Butambala District	Bulo HCIII	HC III	GOV	255758	505931	8,461,786		8,461,786
2633	608	Butambala District	Butaaka HCII	HC III	GOV	255772	505934	6,122,728		6,122,728
2634	608	Butambala District	Epcentre HCIII	HC III	GOV	255760	506910	9,417,828		9,417,828
2635	608	Butambala District	Kitimba HCIII	HC III	GOV	255768	505932	9,417,828		9,417,828
2636	608	Butambala District	Kyabaddaza HCIII	HC III	GOV	255764	505933	9,417,828		9,417,828
2637	608	Butambala District	Ngando HCIII	HC III	GOV	255774	506911	9,417,828		9,417,828
2638	608	Butambala District	Kibibi Nursing Home	HC III	UMMB	255770	28340	4,289,282	695,775	3,593,507
2639	608	Butambala District	Butende HCII	HC II	GOV	255776	505938	3,094,700		3,094,700
2640	608	Butambala District	Kabasanda HCII	HC II	GOV	255767	505935	3,061,364		3,061,364
2641	608	Butambala District	Kibugga HCII	HC II	GOV	255765	505936	3,061,364		3,061,364
2642	608	Butambala District	KirokolaHCII	HC II	GOV	255762	506912	3,061,364		3,061,364

S/N	Vote Code	District	Account Name	Level	Owner	PBS Cost Center ID	IFMIS ID	Annual Budget at facilities 2019/20	o/w Additional EMHS Credit line for PNFPs (at JMS)	Transfers to health facilities
2643	608	Butambala District	Kiziiko HCII	HC II	GOV	255771	505940	3,094,700		3,094,700
2644	608	Butambala District	Nsozibirye HCII	HC II	GOV	255769	505937	3,074,699		3,074,699
2645	608	Butambala District	Ntolomwe HCII	HC II	GOV	255773	505939	3,094,700		3,094,700
2646	608	Butambala District	Kiddawalime Nursing Home	HC II	UMMB	255761	505942	2,847,091	347,888	2,499,203
2647	608	Butambala District	Bugobango Dispensary	HC II	UPMB	255775	28341	2,847,091	347,888	2,499,203
	608	Butambala District Total						246,439,517	1,391,550	245,047,967
2648	609	Sheema District	KITAGATA Hospital DEC Fund	Hospital	GOV	256350	505477	162,657,726		162,657,726
2649	609	Sheema District	SHUUKU HEALTH CENTRE IV	HC IV	GOV	256351	504977	32,921,120		32,921,120
2650	609	Sheema District	BUGONGI HEALTH CENTRE III	HC III	GOV	255782	505450	10,820,750		10,820,750
2651	609	Sheema District	KIGARAMA HEALTH CENTRE III	HC III	GOV	255796	505451	10,820,750		10,820,750
2652	609	Sheema District	KYANGYENYI HEALTHCENTRE III	HC III	GOV	255799	505453	10,820,750		10,820,750
2653	609	Sheema District	KYEIHARA HEALTH CENTRE II	HC III	GOV	255792	505466	4,310,746		4,310,746
2654	609	Sheema District	MABAARE HEALTH CENTRE II	HC III	GOV	255803	505459	4,310,746		4,310,746
2655	609	Sheema District	BIGONA HEALTH CENTRE II	HC II	GOV	255807	506962	2,155,373		2,155,373
2656	609	Sheema District	BURARO HEALTH CENTRE II	HC II	GOV	255790	505467	2,155,373		2,155,373
2657	609	Sheema District	KARUGORORA HEALTH CENTRE II	HC II	GOV	255791	506964	2,155,373		2,155,373
2658	609	Sheema District	KASAANA EAST HC II	HC II	GOV	272472		2,145,922		2,145,922
2659	609	Sheema District	KASAANA WEST HEALTH CENTRE II	HC II	GOV	255778	506963	2,155,373		2,155,373
2660	609	Sheema District	KASAANA EAST HEALTH CENTRE II	HC II	GOV	255779	505464	2,155,373		2,155,373
2661	609	Sheema District	KYEIBANGA HEALTH CENTRE II	HC II	GOV	255797	505468	2,155,373		2,155,373
2662	609	Sheema District	MATSYORO HEALTH CENTRE II	HC II	GOV	255800	505458	2,155,373		2,155,373
2663	609	Sheema District	MUZIRA HEALTH CENTRE II	HC II	GOV	255801	505456	2,155,373		2,155,373

S/N	Vote Code	District	Account Name	Level	Owner	PBS Cost Center ID	IFMIS ID	Annual Budget at facilities 2019/20	o/w Additional EMHS Credit line for PNFPs (at JMS)	Transfers to health facilities
2664	609	Sheema District	RUGARAMA HEALTH CENTRE II	HC II	GOV	255804	505463	2,155,373		2,155,373
2665	609	Sheema District	RUKONDO HEALTH CENTRE II	HC II	GOV	255793	505465	2,155,373		2,155,373
2666	609	Sheema District	NYAKASHOGA HEALTHCENTRE II	HC II	UCMB	255783	505472	1,465,364	34,863	1,430,500
2667	609	Sheema District	ST CLARET HEALTH CENTRE II	HC II	UCMB	255780	505473	1,465,364	34,863	1,430,500
2668	609	Sheema District	NYAMABAARE HEALTH CENTRE II	HC II	UPMB	255806	506966	1,465,364	34,863	1,430,500
	609	Sheema District Total						264,758,331	104,589	264,653,741
2669	610	Buhweju District	Nsiika HCIV	HC IV	GOV	256352	507151	31,643,978		31,643,978
2670	610	Buhweju District	Bihanga HCIII	HC III	GOV	255808	507153	11,098,186		11,098,186
2671	610	Buhweju District	Burere HCIII	HC III	GOV	255813	507152	11,098,186		11,098,186
2672	610	Buhweju District	Engaju HC11	HC III	GOV	255814	506141	7,844,924		7,844,924
2673	610	Buhweju District	Karungu HCIII	HC III	GOV	255816	506145	11,098,186		11,098,186
2674	610	Buhweju District	Mushasha HCII	HC III	GOV	255810	506143	7,844,924		7,844,924
2675	610	Buhweju District	Butare Health Centre	HC III	UCMB	255819	506149	8,846,363	1,244,125	7,602,238
2676	610	Buhweju District	Bitsya HCII	HC II	GOV	255809	506142	3,922,462		3,922,462
2677	610	Buhweju District	Bwoga HCII	HC II	GOV	255818	506148	3,922,462		3,922,462
2678	610	Buhweju District	Kiyanja HCII	HC II	GOV	255815	507150	3,922,462		3,922,462
2679	610	Buhweju District	Kyeyare HCII	HC II	GOV	255820	506147	3,922,462		3,922,462
2680	610	Buhweju District	Rushambya HCII	HC II	GOV	255812	506146	3,922,462		3,922,462
2681	610	Buhweju District	Rwanyamabare HCII	HC II	GOV	255817	506144	3,922,462		3,922,462
2682	610	Buhweju District	Kikamba HCII	HC II	UPMB	255811	507154	4,423,182	622,063	3,801,120
	610	Buhweju District Total						117,432,702	1,866,188	115,566,514
2683	611	Agago District	Dr Ambrosoli Memorial Hospital	Hospital	UCMB	256918	507239	275,424,533	0	275,424,533
2684	611	Agago District	ACHOLPII HEALTH CENTRE III	HC III	GOV	255836	506270	12,834,592		12,834,592
2685	611	Agago District	ADILANG HEALTH CENTRE III	HC III	GOV	255832	507240	12,834,592		12,834,592
2686	611	Agago District	LAPIRIN HEALTH CENTRE II	HC III	GOV	255845	506273	12,834,592		12,834,592
2687	611	Agago District	LIRA KATO HEALTH CENTRE III	HC III	GOV	255826	507241	12,834,592		12,834,592

S/N	Vote Code	District	Account Name	Level	Owner	PBS Cost Center ID	IFMIS ID	Annual Budget at facilities 2019/20	o/w Additional EMHS Credit line for PNFPs (at JMS)	Transfers to health facilities
2688	611	Agago District	LIRA PALWO HEALTH CENTRE III	HC III	GOV	255827	506269	12,834,592		12,834,592
2689	611	Agago District	LUKOLE HEALTH CENTRE III	HC III	GOV	255835	506267	12,834,592		12,834,592
2690	611	Agago District	PAIMOL HEALTH CENTRE III	HC III	GOV	255850	506271	12,834,592		12,834,592
2691	611	Agago District	PATONGO HEALTH CENTRE III	HC III	GOV	255855	506266	12,834,592		12,834,592
2692	611	Agago District	WOL HEALTH CENTRE III	HC III	GOV	255856	506268	12,834,592		12,834,592
2693	611	Agago District	ABILININO HC II	HC II	GOV	272564		2,858,552		2,858,552
2694	611	Agago District	ACURU HEALTH CENTRE II	HC II	GOV	255844	506278	2,858,552		2,858,552
2695	611	Agago District	ALOP HEALTH CENTRE II	HC II	GOV	255831	506285	2,858,552		2,858,552
2696	611	Agago District	AMYEL HEALTH CENTRE II	HC II	GOV	255841	506289	2,858,552		2,858,552
2697	611	Agago District	GEREGERE HEALTH CENTRE II	HC II	GOV	255849	507242	2,858,552		2,858,552
2698	611	Agago District	KABALA HEALTH CENTRE II	HC II	GOV	255852	506281	2,858,552		2,858,552
2699	611	Agago District	KOKIL HEALTHCENTRE II	HC II	GOV	255851	506272	2,858,552		2,858,552
2700	611	Agago District	KUYWEE HEALTH CENTRE II	HC II	GOV	255858	506279	2,858,552		2,858,552
2701	611	Agago District	KWONKIC HEALTH CENTRE II	HC II	GOV	255839	507243	2,858,552		2,858,552
2702	611	Agago District	LAMIYO HEALTH CENTRE II	HC II	GOV	255838	506275	2,858,552		2,858,552
2703	611	Agago District	LANYIRINYIRI HC II	HC II	GOV	272565		2,858,552		2,858,552
2704	611	Agago District	LAYTTA HEALTH CENTRE II	HC II	GOV	255824	506284	2,858,552		2,858,552
2705	611	Agago District	LIGILIGI HEALTH CENTRE II	HC II	GOV	255833	506276	2,858,552		2,858,552
2706	611	Agago District	LIRA KAKET HEALTH CENTRE II	HC II	GOV	255825	507245	2,858,552		2,858,552
2707	611	Agago District	OBOLOKOME HEALTH CENTRE II	HC II	GOV	255843	548324	2,858,552		2,858,552

S/N	Vote Code	District	Account Name	Level	Owner	PBS Cost Center ID	IFMIS ID	Annual Budget at facilities 2019/20	o/w Additional EMHS Credit line for PNFPs (at JMS)	Transfers to health facilities
2708	611	Agago District	ODOKOMIT HEALTH CENTRE II	HC II	GOV	255837	506290	2,858,552		2,858,552
2709	611	Agago District	OGWANG KAMOLO HEALTH CENTRE II	HC II	GOV	255842	506286	2,858,552		2,858,552
2710	611	Agago District	OKWADOKO HC II	HC II	GOV	272567		2,858,552		2,858,552
2711	611	Agago District	OLUNG HEALTH CENTRE II	HC II	GOV	255846	506274	2,858,552		2,858,552
2712	611	Agago District	OMIYA PACWA HEALYH CENTRE II	HC II	GOV	255847	506283	2,858,552		2,858,552
2713	611	Agago District	OMOT HEALTH CENTRE II	HC II	GOV	255848	506287	2,858,552		2,858,552
2714	611	Agago District	ONGALO HEALTH CENTRE II	HC II	GOV	255840	506282	2,858,552		2,858,552
2715	611	Agago District	ONUDOAPET HC II	HC II	GOV	272566		2,858,552		2,858,552
2716	611	Agago District	ORINA HEALTH CENTRE II	HC II	GOV	255834	506288	2,858,552		2,858,552
2717	611	Agago District	OTUMPILI HC II	HC II	GOV	272568		2,858,552		2,858,552
2718	611	Agago District	PACER HEALTH CENTRE II	HC II	GOV	255853	506277	2,858,552		2,858,552
2719	611	Agago District	PAKOR HEALTH CENTRE II	HC II	GOV	255854	507244	2,858,552		2,858,552
2720	611	Agago District	TOROMA HEALTH CENTRE II	HC II	GOV	255857	506280	2,858,552		2,858,552
	611	Agago District Total						470,975,307	0	470,975,307
2721	612	Kween District	KAPRORON HCIV	HC IV	GOV	256354	505806	24,491,164		24,491,164
2722	612	Kween District	ATARIHCIII	HC III	GOV	256878	505811	6,849,753		6,849,753
2723	612	Kween District	BENETHCIII	HC III	GOV	255880	505810	6,849,753		6,849,753
2724	612	Kween District	BINYINY HCIII	HC III	GOV	255873	505808	6,849,753		6,849,753
2725	612	Kween District	CHEMWOM HCIII	HC III	GOV	255869	505809	6,849,753		6,849,753
2726	612	Kween District	KAPTUM HCIII	HC III	GOV	255875	505820	6,849,753		6,849,753
2727	612	Kween District	KIRIKIHC III	HC III	GOV	255876	505813	4,943,432		4,943,432
2728	612	Kween District	KWANYTY HCIII	HC III	GOV	255879	505807	6,849,753		6,849,753
2729	612	Kween District	NGENGEHCIII	HC III	GOV	255884	506869	6,849,753		6,849,753
2730	612	Kween District	TERENPOY HC III	HC III	GOV	272450	505812	6,849,753		6,849,753
2731	612	Kween District	CHEPSUKUNYA HC II	HC II	GOV	255883	505814	2,471,716		2,471,716
2732	612	Kween District	KABKOCH HCII	HC II	GOV	255863	505815	2,471,716		2,471,716
2733	612	Kween District	KAPSAMA HCII	HC II	GOV	255864	505819	2,471,716		2,471,716

S/N	Vote Code	District	Account Name	Level	Owner	PBS Cost Center ID	IFMIS ID	Annual Budget at facilities 2019/20	o/w Additional EMHS Credit line for PNFPs (at JMS)	Transfers to health facilities
2734	612	Kween District	KWORUSHC II	HC II	GOV	255878	506870	6,015,440		6,015,440
2735	612	Kween District	MENGYA HCII	HC II	GOV	255871	506871	2,471,716		2,471,716
2736	612	Kween District	MOYOK HCII	HC II	GOV	255865	505816	2,471,716		2,471,716
2737	612	Kween District	MULUNGWA HCII	HC II	GOV	255866	505824	2,471,716		2,471,716
2738	612	Kween District	SIKWO HCII	HC II	GOV	255867	505817	2,471,716		2,471,716
2739	612	Kween District	SUNDET HCII	HC II	GOV	255885	505818	2,471,716		2,471,716
2740	612	Kween District	TUIKAT HCII	HC II	GOV	255868	548078	2,471,716		2,471,716
2741	612	Kween District	Likil HC II	HC II	UCMB	255870	505821	1,991,542	208,578	1,782,964
2742	612	Kween District	Kabelyo HC II	HC II	UPMB	255882	505822	1,991,542	208,578	1,782,964
2743	612	Kween District	Kongta HC II	HC II	UPMB	255881	505823	1,991,542	208,578	1,782,964
	612	Kween District Total						118,468,133	625,735	117,842,398
2744	613	Kagadi District	KAGADI HOSPITAL	Hospital	GOV	256150	505208	244,890,107		244,890,107
2745	613	Kagadi District	BWIKARA HC III	HC III	GOV	253562	506810	19,692,821		19,692,821
2746	613	Kagadi District	ISUNGA HC III	HC III	GOV	253571	505188	19,692,821		19,692,821
2747	613	Kagadi District	KIRYANGA HC III	HC III	GOV	253567	505185	19,692,821		19,692,821
2748	613	Kagadi District	KYABASARA HC II	HC III	GOV	253591	505189	15,348,658		15,348,658
2749	613	Kagadi District	KYATEREKERA HC III	HC III	GOV	253572	505192	19,692,821		19,692,821
2750	613	Kagadi District	MABAAL HC III	HC III	GOV	253576	505183	19,692,821		19,692,821
2751	613	Kagadi District	MPEEFU HC III KASOJO	HC III	GOV	253581	505184	19,692,821		19,692,821
2752	613	Kagadi District	MPEEFU HEALTH UNIT	HC III	GOV	253580	505187	31,775,381		31,775,381
2753	613	Kagadi District	MUHORRO HC III	HC III	GOV	255891	505181	19,795,509		19,795,509
2754	613	Kagadi District	MUHORRO HU	HC III	GOV	253584	505206	15,348,658		15,348,658
2755	613	Kagadi District	MUHORRO KABUGA HC III	HC III	GOV	272483		19,705,657		19,705,657
2756	613	Kagadi District	RUGASHALI HC III	HC III	GOV	253593	505186	19,692,821		19,692,821
2757	613	Kagadi District	BANYATEREZA SIST KINYARU	HC III	UCMB	255889	505180	9,279,341	1,902,565	7,376,776
2758	613	Kagadi District	KAHUNDE SUBDISPENSARY II	HC III	UCMB	255888	505170	6,724,709	1,902,565	4,822,144
2759	613	Kagadi District	MUGALIKE HC III	HC III	UCMB	253574	505179	9,279,341	1,902,565	7,376,776
2760	613	Kagadi District	BURORA HC II	HC II	GOV	253560	548340	7,674,329		7,674,329
2761	613	Kagadi District	GALIBOLEKA HC II	HC II	GOV	253583	506811	7,674,329		7,674,329
2762	613	Kagadi District	KYAKABADIMA HC II	HC II	GOV	253570	505190	7,674,329		7,674,329
2763	613	Kagadi District	KYAMASEGA HC II	HC II	GOV	253577	506812	7,674,329		7,674,329
2764	613	Kagadi District	MUGALIKE HC II	HC II	GOV	253575	505193	7,674,329		7,674,329
2765	613	Kagadi District	NDAIGA HC II	HC II	GOV	253586	505191	7,674,329		7,674,329
	613	Kagadi District Total						556,043,080	5,707,696	550,335,385

S/N	Vote Code	District	Account Name	Level	Owner	PBS Cost Center ID	IFMIS ID	Annual Budget at facilities 2019/20	o/w Additional EMHS Credit line for PNFPs (at JMS)	Transfers to health facilities
2766	614	Kakumiro District	KAKINDO HU	HC IV	GOV	256152	505199	57,941,326		57,941,326
2767	614	Kakumiro District	KAKUMIROHU	HC IV	GOV	256149	505195	57,941,326		57,941,326
2768	614	Kakumiro District	BIREMBO SUBCOUNTY GENERAL FUND	HC III	GOV	253556	505207	13,924,583		13,924,583
2769	614	Kakumiro District	IGAYAZA HC II	HC III	GOV	253558	506817	21,291,627		21,291,627
2770	614	Kakumiro District	KASAMBYA HU	HC III	GOV	253564	548323	21,291,627		21,291,627
2771	614	Kakumiro District	KIGANDO HC II	HC III	GOV	253563	505198	13,924,583		13,924,583
2772	614	Kakumiro District	KISEGWE HC III	HC III	GOV	272553		21,291,627		21,291,627
2773	614	Kakumiro District	KISIITA HU	HC III	GOV	253569	506816	21,291,627		21,291,627
2774	614	Kakumiro District	KYABASAIJJA HU	HC III	GOV	253561	506814	21,291,627		21,291,627
2775	614	Kakumiro District	NALWEYO HU	HC III	GOV	253585	506818	21,291,627		21,291,627
2776	614	Kakumiro District	NKOOKO HEALTH UNIT	HC III	GOV	253588	505202	21,291,627		21,291,627
2777	614	Kakumiro District	ST MARYS HC III KAKINDO	HC III	UCMB	255896	505178	8,231,862	2,264,729	5,967,133
2778	614	Kakumiro District	BETANIA H C II	HC II	CBO	255897	505174	4,239,345	1,132,365	3,106,980
2779	614	Kakumiro District	KABUUBWA HU	HC II	GOV	253587	505201	6,962,291		6,962,291
2780	614	Kakumiro District	KATAIHUKA HU	HC II	GOV	253557	505204	6,962,291		6,962,291
2781	614	Kakumiro District	MASAKA HU	HC II	GOV	253568	505205	6,962,291		6,962,291
2782	614	Kakumiro District	MUKOORA HEALTH UNIT	HC II	GOV	253589	505200	6,962,291		6,962,291
2783	614	Kakumiro District	BUKUMI HC II	HC II	UCMB	255895	506807	4,239,345	1,132,365	3,106,980
2784	614	Kakumiro District	MPASAANA HC II	HC II	UCMB	255898	505169	4,239,345	1,132,365	3,106,980
2785	614	Kakumiro District	NCWANGA HC II	HC II	UPMB	255894	505171	4,239,345	1,132,365	3,106,980
	614	Kakumiro District Total						345,811,617	6,794,188	339,017,429
2786	615	Omoro District	LALOGI REFERRAL FACILITY	HC IV	GOV	256099	506759	34,955,904		34,955,904
2787	615	Omoro District	BOBI HCIII	HC III	GOV	252909	504156	9,977,640		9,977,640
2788	615	Omoro District	LANENOBBER HCIII	HC III	GOV	252935	506762	9,977,640		9,977,640
2789	615	Omoro District	LAPAINAT HCIII	HC III	GOV	252934	506760	9,977,640		9,977,640
2790	615	Omoro District	LOYOAJONGA HC III	HC III	GOV	272451		9,977,640		9,977,640
2791	615	Omoro District	ODEK HCIII	HC III	GOV	252916	504151	9,977,640		9,977,640
2792	615	Omoro District	ONGAKO HCIII	HC III	GOV	252949	504153	9,977,640		9,977,640
2793	615	Omoro District	ABWOCH HCII	HC II	GOV	252947	506342	2,101,252		2,101,252
2794	615	Omoro District	ACET HCII	HC II	GOV	252946	504160	2,101,252		2,101,252
2795	615	Omoro District	ALOKOLUM HCII	HC II	GOV	252948	504162	2,101,252		2,101,252
2796	615	Omoro District	AWOO HCII	HC II	GOV	252937	504158	2,101,252		2,101,252
2797	615	Omoro District	BINYA HCII	HC II	GOV	252944	548093	2,101,252		2,101,252

S/N	Vote Code	District	Account Name	Level	Owner	PBS Cost Center ID	IFMIS ID	Annual Budget at facilities 2019/20	o/w Additional EMHS Credit line for PNFPs (at JMS)	Transfers to health facilities
2798	615	Omoro District	DINO HCII	HC II	GOV	252945	506764	2,101,252		2,101,252
2799	615	Omoro District	KOROABILII HCII	HC II	GOV	252913	506339	2,101,252		2,101,252
2800	615	Omoro District	LAKWATOMER HCII	HC II	GOV	252933	504161	2,101,252		2,101,252
2801	615	Omoro District	LELAOBARO HCII	HC II	GOV	252914	504164	2,101,252		2,101,252
2802	615	Omoro District	LOYO AJONGA HCII	HC II	GOV	252915	504157	2,101,252		2,101,252
2803	615	Omoro District	LUJORONGOLE HCII	HC II	GOV	252936	506763	2,101,252		2,101,252
2804	615	Omoro District	LUKWIR HCII	HC II	GOV	252940	504178	2,101,252		2,101,252
2805	615	Omoro District	PALENGA HCII	HC II	GOV	252926	504165	2,101,252		2,101,252
2806	615	Omoro District	PATUDA HCII	HC II	GOV	252950	504163	2,101,252		2,101,252
2807	615	Omoro District	TEGOT HCII	HC II	GOV	252938	504159	2,101,252		2,101,252
2808	615	Omoro District	TEKULU HCII	HC II	GOV	252918	504166	2,101,252		2,101,252
2809	615	Omoro District	OPIT HEALTH CENTER II	HC II	UCMB	257009	504181	10,158,946	32,573	10,126,372
2810	615	Omoro District	STJOSEPH MINAKULU HEALTH CENTE	HC II	UCMB	257007	504180	6,794,346	32,573	6,761,773
	615	Omoro District Total						145,395,072	65,147	145,329,925
2811	616	Rubanda District	Hamurwa HC IV	HC IV	GOV	256111	505044	22,896,788		22,896,788
2812	616	Rubanda District	Muko HC IV	HC IV	GOV	256114	505054	22,896,788		22,896,788
2813	616	Rubanda District	Bubare HC III	HC III	GOV	253121	505045	9,002,297		9,002,297
2814	616	Rubanda District	Bufundi HC III	HC III	GOV	253126	505055	7,032,257		7,032,257
2815	616	Rubanda District	Bwindi HC III	HC III	GOV	253195	505049	9,002,297		9,002,297
2816	616	Rubanda District	Ikumba HC II	HC III	GOV	253150	505061	9,002,297		9,002,297
2817	616	Rubanda District	Mpungu HC II	HC III	GOV	253147	505051	3,570,925		3,570,925
2818	616	Rubanda District	Ruhija HC III	HC III	GOV	253152	505056	7,032,257		7,032,257
2819	616	Rubanda District	Muko Parish III	HC III	UCMB	255907	507108	9,495,952	231,221	9,264,731
2820	616	Rubanda District	Rubanda PHC III	HC III	UCMB	255910	505089	8,191,195	231,221	7,959,974
2821	616	Rubanda District	Bigungiro HC II	HC II	GOV	253124	505050	1,785,462		1,785,462
2822	616	Rubanda District	Butare HC II	HC II	GOV	253111	505057	1,785,462		1,785,462
2823	616	Rubanda District	IHUNGA HC II	HC II	GOV	253151	504226	1,785,462		1,785,462
2824	616	Rubanda District	Ikamiro HC II	HC II	GOV	253191	505081	1,785,462		1,785,462
2825	616	Rubanda District	Kaara HC II	HC II	GOV	253192	507099	1,785,462		1,785,462
2826	616	Rubanda District	Kabere HC II	HC II	GOV	253193	505060	1,785,462		1,785,462
2827	616	Rubanda District	Kagarama HC II	HC II	GOV	253123	505047	1,785,462		1,785,462
2828	616	Rubanda District	Kagunga HC II	HC II	GOV	253114	505059	1,785,462		1,785,462
2829	616	Rubanda District	Kashasha HC II	HC II	GOV	253174	507098	2,031,530		2,031,530
2830	616	Rubanda District	Kibuzigye HC II	HC II	GOV	253122	505046	2,031,530		2,031,530
2831	616	Rubanda District	Kigazi HC II	HC II	GOV	253148	505053	1,785,462		1,785,462

S/N	Vote Code	District	Account Name	Level	Owner	PBS Cost Center ID	IFMIS ID	Annual Budget at facilities 2019/20	o/w Additional EMHS Credit line for PNFPs (at JMS)	Transfers to health facilities
2832	616	Rubanda District	Kiyebe HC II	HC II	GOV	253153	507100	1,785,462		1,785,462
2833	616	Rubanda District	MUGERA HC II	HC II	GOV	272470		1,785,462		1,785,462
2834	616	Rubanda District	Mugyera HC II	HC II	GOV	253127	505058	2,031,530		2,031,530
2835	616	Rubanda District	Mushanje HC II	HC II	GOV	253154	505062	1,785,462		1,785,462
2836	616	Rubanda District	Nangara HC II	HC II	GOV	253125	505048	1,785,462		1,785,462
2837	616	Rubanda District	Nyamabare HC II	HC II	GOV	253155	505063	1,785,462		1,785,462
2838	616	Rubanda District	Nyaruhanga HC II	HC II	GOV	253208	505079	2,031,530		2,031,530
2839	616	Rubanda District	Shebeya HC II	HC II	GOV	253149	505052	1,785,462		1,785,462
2840	616	Rubanda District	Hakishenyi HC II	HC II	UCMB	255914	505092	5,452,385	115,610	5,336,775
2841	616	Rubanda District	Kakore HC II	HC II	UCMB	255905	505087	5,452,385	115,610	5,336,775
2842	616	Rubanda District	Kishanje HC II	HC II	UCMB	255904	505088	4,147,628	115,610	4,032,017
2843	616	Rubanda District	Kyenyi HC II	HC II	UPMB	255913	507107	4,147,628	115,610	4,032,017
2844	616	Rubanda District	Ruhija HC II	HC II	UPMB	255911	507106	4,147,628	115,610	4,032,017
	616	Rubanda District Total						166,378,758	1,040,493	165,338,265
2845	617	Namisindwa District	Magale HCIV	HC IV	UCMB	256273	506226	19,430,792	3,031,408	16,399,385
2846	617	Namisindwa District	Bubutu HCIII	HC III	GOV	254957	548081	13,644,230		13,644,230
2847	617	Namisindwa District	Bukhabusi HCIII	HC III	GOV	254958	506211	13,644,230		13,644,230
2848	617	Namisindwa District	Bumbo HCIII	HC III	GOV	254961	506212	14,316,743		14,316,743
2849	617	Namisindwa District	Bumwoni HCIII	HC III	GOV	254962	507224	13,644,230		13,644,230
2850	617	Namisindwa District	Bunambale HCIII	HC III	GOV	254975	506213	13,644,230		13,644,230
2851	617	Namisindwa District	Bupoto HCIII	HC III	GOV	254963	506214	13,644,230		13,644,230
2852	617	Namisindwa District	Buwabwala HCIII	HC III	GOV	254969	506218	13,644,230		13,644,230
2853	617	Namisindwa District	MAGALE HANS HC III	HC III	GOV	272490		13,728,295		13,728,295
2854	617	Namisindwa District	Nabitsikhi HCIII	HC III	GOV	254974	507226	13,644,230		13,644,230
2855	617	Namisindwa District	BUKHAWEKA HC II	HC II	GOV	272547		5,323,198		5,323,198
2856	617	Namisindwa District	BUKIABI HC II	HC II	GOV	272550		5,323,198		5,323,198
2857	617	Namisindwa District	BUWUMA HC II	HC II	GOV	272549		5,323,198		5,323,198
2858	617	Namisindwa District	MUKOTO HC II	HC II	GOV	272551		5,323,198		5,323,198
2859	617	Namisindwa District	Soono HCII	HC II	GOV	254960	506223	5,323,198		5,323,198
2860	617	Namisindwa District	Bupoto COU	HC II	UPMB	254964	506215	3,059,162	757,852	2,301,311
2861	617	Namisindwa District	BUWASUNGUYI HCII	HC II	UPMB	254973	507225	3,059,162	757,852	2,301,311
	617	Namisindwa District Total						175,719,758	4,547,112	171,172,646
2862	618	Pakwach District	PAKWACH HEALTH CENTRE IV	HC IV	GOV	256210	506939	34,543,921		34,543,921
2863	618	Pakwach District	ALWII HEALTH CENTRE III	HC III	GOV	254187	505384	10,975,363		10,975,363

S/N	Vote Code	District	Account Name	Level	Owner	PBS Cost Center ID	IFMIS ID	Annual Budget at facilities 2019/20	o/w Additional EMHS Credit line for PNFPs (at JMS)	Transfers to health facilities
2864	618	Pakwach District	PAKIA HEALTH CENTRE III	HC III	GOV	254212	506940	10,975,363		10,975,363
2865	618	Pakwach District	PANYIGORO HEALTH CENTRE III	HC III	GOV	254215	505378	10,975,363		10,975,363
2866	618	Pakwach District	PANYIMUR HEALTH CENTRE	HC III	GOV	254216	505379	10,975,363		10,975,363
2867	618	Pakwach District	POKWERO HEALTH CENTRE III	HC III	GOV	254213	505377	10,975,363		10,975,363
2868	618	Pakwach District	WADILAY HEALTH CENTRE III	HC III	GOV	254221	505376	10,975,363		10,975,363
2869	618	Pakwach District	PAKWACH MISSION HEALTH CENTRE	HC III	UCMB	254210	506946	8,320,010	930,292	7,389,719
2870	618	Pakwach District	AMOR HEALTH CENTRE II	HC II	GOV	254209	505391	4,357,588		4,357,588
2871	618	Pakwach District	BORO HEALTH CENTRE II	HC II	GOV	254214	505394	4,357,588		4,357,588
2872	618	Pakwach District	DEI HEALTH CENTRE II	HC II	GOV	254217	505395	4,357,588		4,357,588
2873	618	Pakwach District	FUALWONGA HEALTH CENTRE II	HC II	GOV	254191	505397	4,357,588		4,357,588
2874	618	Pakwach District	MUKALE HEALTH CENTRE II	HC II	GOV	254207	505393	4,357,588		4,357,588
2875	618	Pakwach District	PACEGO HEALTH CENTRE II	HC II	GOV	254211	505390	4,357,588		4,357,588
2876	618	Pakwach District	PAROKETO HEALTH CENTRE II	HC II	GOV	254208	505392	4,357,588		4,357,588
2877	618	Pakwach District	RAGEM HEALTH CENTRE II	HC II	GOV	254223	505389	4,357,588		4,357,588
2878	618	Pakwach District	NYARIEGI HEALTH CENTRE II	HC II	UPMB	254192	505403	3,757,186	465,146	3,292,040
2879	618	Pakwach District	PACHORA HEALTH CENTRE II	HC II	UPMB	254222	505404	3,842,936	465,146	3,377,791
	618	Pakwach District Total						151,176,935	1,860,583	149,316,352
2880	619	Butebo District	BUTEBO HEALTH CENTRE IV	HC IV	GOV	256217	506372	62,137,109		62,137,109
2881	619	Butebo District	KABWANGASI HEALTH CENTRE III	HC III	GOV	254306	507265	13,420,905		13,420,905
2882	619	Butebo District	KAKORO HEALTH CENTRE III	HC III	GOV	254309	507264	13,420,905		13,420,905

S/N	Vote Code	District	Account Name	Level	Owner	PBS Cost Center ID	IFMIS ID	Annual Budget at facilities 2019/20	o/w Additional EMHS Credit line for PNFPs (at JMS)	Transfers to health facilities
2883	619	Butebo District	KANYUMU HEALTH CENTRE II	HC III	GOV	254303	507267	3,611,686		3,611,686
2884	619	Butebo District	NAGWERE HEALTH CENTRE III	HC III	GOV	254320	506382	13,420,905		13,420,905
2885	619	Butebo District	KACHURU HEALTH CENTRE II	HC II	GOV	254307	506388	1,805,843		1,805,843
2886	619	Butebo District	PUTI HEALTH CENTRE II	HC II	GOV	254308	506387	1,805,843		1,805,843
2887	619	Butebo District	KAKORO SDAHEALTH CENTRE II	HC II	UPMB	254295	506392	2,012,048	0	2,012,048
	619	Butebo District Total						111,635,244	0	111,635,244
2888	620	Rukiga District	Bukinda HC IV	HC IV	GOV	253139	505039	15,039,428		15,039,428
2889	620	Rukiga District	Kamwezi HC IV	HC IV	GOV	256112	507094	15,039,428		15,039,428
2890	620	Rukiga District	Mparo HC IV	HC IV	GOV	256117	505064	15,039,428		15,039,428
2891	620	Rukiga District	Kashambya HC III	HC III	GOV	253173	505065	6,350,087		6,350,087
2892	620	Rukiga District	Kyongo HC III	HC III	GOV	253117	505040	6,350,087		6,350,087
2893	620	Rukiga District	Kakatunda HC III	HC III	UCMB	253134	505090	4,202,904	60,678	4,142,226
2894	620	Rukiga District	Kitanga HC III	HC III	UCMB	253169	505091	6,992,276	60,678	6,931,598
2895	620	Rukiga District	Kihanga HC III	HC III	UPMB	253201	505075	5,070,649	60,678	5,009,970
2896	620	Rukiga District	Bucundura HC II	HC II	GOV	253170	507103	1,635,728		1,635,728
2897	620	Rukiga District	Ibugwe HC II	HC II	GOV	253204	507102	1,635,728		1,635,728
2898	620	Rukiga District	Ibumba HC II	HC II	GOV	253200	505067	1,635,728		1,635,728
2899	620	Rukiga District	Kafunjo Nyakarambi HC II	HC II	GOV	253131	505018	1,635,728		1,635,728
2900	620	Rukiga District	Kahama HC II	HC II	GOV	256916	507105	1,635,728		1,635,728
2901	620	Rukiga District	Kandago HC II	HC II	GOV	253135	505043	1,635,728		1,635,728
2902	620	Rukiga District	Karorwa HC II	HC II	GOV	253136	507097	1,635,728		1,635,728
2903	620	Rukiga District	Kibanda HC II	HC II	GOV	253168	507096	1,635,728		1,635,728
2904	620	Rukiga District	Kitanga HC II	HC II	GOV	253171	505071	1,635,728		1,635,728
2905	620	Rukiga District	Kitojo HC II	HC II	GOV	253205	505068	1,635,728		1,635,728
2906	620	Rukiga District	KITUNGA HC II	HC II	GOV	253172	505070	1,635,728		1,635,728
2907	620	Rukiga District	Kyerero HC II	HC II	GOV	253137	505041	1,635,728		1,635,728
2908	620	Rukiga District	Mukyogo HC II	HC II	GOV	253118	505073	1,635,728		1,635,728
2909	620	Rukiga District	Noози HC II	HC II	GOV	253206	507101	1,635,728		1,635,728
2910	620	Rukiga District	Nyakashebeya HC II	HC II	GOV	253161	507104	1,635,728		1,635,728
2911	620	Rukiga District	NYARURAMBI HC II	HC II	GOV	272471		1,635,728		1,635,728
2912	620	Rukiga District	Rwanjura HC II	HC II	GOV	253207	505069	1,635,728		1,635,728
2913	620	Rukiga District	Rwenyangye HC II	HC II	GOV	253120	505042	1,635,728		1,635,728

S/N	Vote Code	District	Account Name	Level	Owner	PBS Cost Center ID	IFMIS ID	Annual Budget at facilities 2019/20	o/w Additional EMHS Credit line for PNFPs (at JMS)	Transfers to health facilities
2914	620	Rukiga District	Kamwezi Kashekye Health Unit	HC II	UCMB	253167	507109	3,360,356	30,339	3,330,017
2915	620	Rukiga District	Muhanga HC II	HC II	UPMB	253138	505076	3,360,356	30,339	3,330,017
2916	620	Rukiga District	Nyakarambi HC II	HC II	UPMB	253202	505077	3,360,356	30,339	3,330,017
	620	Rukiga District Total						113,608,462	273,053	113,335,409
2917	621	Kyotera District	KALISIZO HOSPITAL	Hospital	GOV	256220	464026	153,475,071		153,475,071
2918	621	Kyotera District	Kakuuto HC IV	HC IV	GOV	256221	504283	39,060,565		39,060,565
2919	621	Kyotera District	Kabira HC III	HC III	GOV	254351	506645	8,994,337		8,994,337
2920	621	Kyotera District	Kabuwoko HC III	HC III	GOV	254376	506644	8,994,337		8,994,337
2921	621	Kyotera District	Kasaali HC III	HC III	GOV	254365	504268	8,994,337		8,994,337
2922	621	Kyotera District	Kasasa HC III	HC III	GOV	254368	504285	8,994,337		8,994,337
2923	621	Kyotera District	Kirumba HC III	HC III	GOV	254373	504269	8,994,337		8,994,337
2924	621	Kyotera District	Kyebe HC III	HC III	GOV	254384	504284	8,994,337		8,994,337
2925	621	Kyotera District	Lwankoni HC III	HC III	GOV	254406	504270	8,994,337		8,994,337
2926	621	Kyotera District	Mitukula HC III	HC III	GOV	254390	506643	8,994,337		8,994,337
2927	621	Kyotera District	Mutukula HC III	HC III	GOV	254358	506651	8,994,337		8,994,337
2928	621	Kyotera District	Nabigasa HC III	HC III	GOV	254412	504271	8,994,337		8,994,337
2929	621	Kyotera District	BIIKIRA HEALTH CENTRE	HC III	UCMB	254324	120514	3,879,130	24,685	3,854,445
2930	621	Kyotera District	STDENIS HEALTH CENTRE KYANGO	HC III	UCMB	254339	506364	3,879,130	24,685	3,854,445
2931	621	Kyotera District	KYOTERA MUSLIM HEALTH CENTRE I	HC III	UMMB	254392	506363	3,879,130	24,685	3,854,445
2932	621	Kyotera District	Bbaka HC II	HC II	GOV	254349	506650	1,696,922		1,696,922
2933	621	Kyotera District	Butembe HC II	HC II	GOV	254374	506647	1,696,922		1,696,922
2934	621	Kyotera District	Buyiisa HC II	HC II	GOV	254375	504276	1,696,922		1,696,922
2935	621	Kyotera District	Buziranduulu HC II	HC II	GOV	254363	506646	1,696,922		1,696,922
2936	621	Kyotera District	Byerima HC II	HC II	GOV	254326	504281	1,696,922		1,696,922
2937	621	Kyotera District	Gayaza HC II	HC II	GOV	254364	504274	1,696,922		1,696,922
2938	621	Kyotera District	Gwanda HC II	HC II	GOV	254383	504290	1,696,922		1,696,922
2939	621	Kyotera District	Kasensero HC II	HC II	GOV	254386	504291	1,696,922		1,696,922
2940	621	Kyotera District	Kayanja HC II	HC II	GOV	254405	504278	1,696,922		1,696,922
2941	621	Kyotera District	Kijeja HC II	HC II	GOV	254411	506649	1,696,922		1,696,922
2942	621	Kyotera District	Kijonjo HC II	HC II	GOV	254367	504292	1,696,922		1,696,922
2943	621	Kyotera District	Kyakanyomozzi HC II	HC II	GOV	254360	504277	1,696,922		1,696,922
2944	621	Kyotera District	Kyakkonda HC II	HC II	GOV	254330	504272	1,696,922		1,696,922
2945	621	Kyotera District	Lwamba HC II	HC II	GOV	254377	504275	1,696,922		1,696,922

S/N	Vote Code	District	Account Name	Level	Owner	PBS Cost Center ID	IFMIS ID	Annual Budget at facilities 2019/20	o/w Additional EMHS Credit line for PNFPs (at JMS)	Transfers to health facilities
2946	621	Kyotera District	Mayanja HC II	HC II	GOV	254359	504288	1,696,922		1,696,922
2947	621	Kyotera District	Minziro HC II	HC II	GOV	254387	114060	1,696,922		1,696,922
2948	621	Kyotera District	Nabyajwe HC II	HC II	GOV	254407	506648	1,696,922		1,696,922
2949	621	Kyotera District	Nakatoogo HC II	HC II	GOV	254413	504279	1,696,922		1,696,922
2950	621	Kyotera District	Nangoma HC II	HC II	GOV	254388	504289	1,696,922		1,696,922
2951	621	Kyotera District	Ndolo HC II	HC II	GOV	254350	504280	1,696,922		1,696,922
2952	621	Kyotera District	Nkenge HC II	HC II	GOV	254366	504273	1,696,922		1,696,922
2953	621	Kyotera District	Nsumba HC II	HC II	GOV	256817	504282	1,696,922		1,696,922
2954	621	Kyotera District	BETHLEHEM M DISPENSARY DELIGAT	HC II	UCMB	254410	504242	3,854,445	12,343	3,842,103
2955	621	Kyotera District	NAZARETH DISPENSARY AND MATERN	HC II	UCMB	254385	504234	2,576,149	12,343	2,563,807
2956	621	Kyotera District	ST CHARLES KABUWOKO PARISH DIS	HC II	UCMB	254335	504235	3,854,445	12,343	3,842,103
2957	621	Kyotera District	ST MARTIN DOM KABUWOKO	HC II	UCMB	254338	504236	2,576,149	12,343	2,563,807
2958	621	Kyotera District	STJUDE SSANJE HEALTH CENTRE	HC II	UCMB	254340	504238	3,854,445	12,343	3,842,103
2959	621	Kyotera District	NAKASOGA MUSLIM DISPENSARY	HC II	UMMB	254408	118266	2,576,149	12,343	2,563,807
	621	Kyotera District Total						350,740,476	148,111	350,592,365
2960	622	Bunyangabu District	KIBIITO HC IV	HC IV	GOV	256119	505107	60,916,166		60,916,166
2961	622	Bunyangabu District	KABAHANGO HC II	HC III	GOV	253213	507114	5,012,157		5,012,157
2962	622	Bunyangabu District	KABONERO HC III	HC III	GOV	253228	505106	8,249,645		8,249,645
2963	622	Bunyangabu District	KAKINGA HC III	HC III	GOV	253253	505113	8,249,645		8,249,645
2964	622	Bunyangabu District	KASUNGANYANYA HC III	HC III	GOV	253238	507115	8,249,645		8,249,645
2965	622	Bunyangabu District	KIBAATE HC III	HC III	GOV	253234	505111	8,249,645		8,249,645
2966	622	Bunyangabu District	KISOMORO HC III	HC III	GOV	253245	505109	8,249,645		8,249,645
2967	622	Bunyangabu District	KIYOMBYA HC III	HC III	GOV	253214	505104	8,249,645		8,249,645
2968	622	Bunyangabu District	RWAGIMBA HC III	HC III	GOV	253237	505105	8,249,645		8,249,645
2969	622	Bunyangabu District	RWIMI HC III	HC III	GOV	253255	505114	8,249,645		8,249,645
2970	622	Bunyangabu District	Yerya Health Center	HC III	UCMB	253240	505097	5,907,590	42,644	5,864,946
2971	622	Bunyangabu District	Mitandi Health Centre III	HC III	UPMB	253235	505094	5,907,590	42,644	5,864,946
2972	622	Bunyangabu District	BUHEESI HC II	HC II	GOV	272531		2,506,079		2,506,079
2973	622	Bunyangabu District	Kahondo HC II	HC II	GOV	253246	548317	2,506,079		2,506,079

S/N	Vote Code	District	Account Name	Level	Owner	PBS Cost Center ID	IFMIS ID	Annual Budget at facilities 2019/20	o/w Additional EMHS Credit line for PNFPs (at JMS)	Transfers to health facilities
2974	622	Bunyangabu District	KATEEBWA MONUMENT SIT HC II	HC II	GOV	253210	505112	2,506,079		2,506,079
2975	622	Bunyangabu District	KIBOOTA HC II	HC II	GOV	272530		2,506,079		2,506,079
2976	622	Bunyangabu District	KICUUCU HC II	HC II	GOV	253244	507116	2,506,079		2,506,079
2977	622	Bunyangabu District	MUJUNJU HC II	HC II	GOV	253239	505108	2,506,079		2,506,079
2978	622	Bunyangabu District	NYAMISEKE HC II	HC II	GOV	256851	505129	2,506,079		2,506,079
2979	622	Bunyangabu District	RUBONA HC II	HC II	GOV	253243	505110	2,506,079		2,506,079
	622	Bunyangabu District Total						163,789,293	85,288	163,704,006
2980	623	Nabilatuk District	PIAN HEALTH SUBDISTRICT	HC IV	GOV	256205	506679	37,599,033		37,599,033
2981	623	Nabilatuk District	LOLACHAT HEALTH CENTRE III	HC III	GOV	254148	506680	16,612,421		16,612,421
2982	623	Nabilatuk District	LORENGEDWAT HEALTH CENTRE III	HC III	GOV	254152	504377	16,612,421		16,612,421
2983	623	Nabilatuk District	NATIRAE HEALTH CENTRE II	HC II	GOV	254149	506681	6,573,074		6,573,074
2984	623	Nabilatuk District	NABILATUK MISSION HEALTH II	HC II	UCMB	254155	504382	8,575,064	1,117,902	7,457,163
2985	623	Nabilatuk District	NAYONAI ANGIKALIO HEALTH CENTRE II	HC II	UCMB	254156	504379	4,483,823	1,117,902	3,365,922
	623	Nabilatuk District Total						90,455,836	2,235,803	88,220,033
2986	624	Bugweri District	BUSESA HC IV	HC IV	GOV	256103	506886	30,356,707		30,356,707
2987	624	Bugweri District	BUSEMBATIA HC III	HC III	GOV	253017	505866	10,575,984		10,575,984
2988	624	Bugweri District	IGOMBE HC III	HC III	GOV	253026	505867	10,575,984		10,575,984
2989	624	Bugweri District	LUBIRA HC III	HC III	GOV	253021	505865	10,575,984		10,575,984
2990	624	Bugweri District	MAKUUTU HC III	HC III	GOV	253029	506887	10,575,984		10,575,984
2991	624	Bugweri District	MINANI HC III	HC III	GOV	272274		12,854,479		12,854,479
2992	624	Bugweri District	NAWANGISA HC III	HC III	GOV	272452		12,854,479		12,854,479
2993	624	Bugweri District	IBULANKU HC111	HC III	UPMB	253023	506953	4,357,016	713,620	3,643,396
2994	624	Bugweri District	BUBENGE HC II	HC II	GOV	253027	505872	3,415,438		3,415,438
2995	624	Bugweri District	BUYANGA HC II	HC II	GOV	253019	505876	3,415,438		3,415,438
2996	624	Bugweri District	BWIGULA HC II	HC II	GOV	253020	506892	3,415,438		3,415,438
2997	624	Bugweri District	INDINDA HC II	HC II	GOV	253011	505874	3,415,438		3,415,438
2998	624	Bugweri District	KASOZI HC II	HC II	GOV	272457		6,427,239		6,427,239
2999	624	Bugweri District	NAMIGANDA HC II	HC II	GOV	253024	505873	3,415,438		3,415,438
3000	624	Bugweri District	NAMUNYUMYA HC II	HC II	GOV	253046	505875	3,415,438		3,415,438
3001	624	Bugweri District	NKOMBE HC II	HC II	GOV	253018	505636	3,415,438		3,415,438

S/N	Vote Code	District	Account Name	Level	Owner	PBS Cost Center ID	IFMIS ID	Annual Budget at facilities 2019/20	o/w Additional EMHS Credit line for PNFPs (at JMS)	Transfers to health facilities
3002	624	Bugweri District	NSALE HC II	HC II	GOV	253025	506891	3,415,438		3,415,438
3003	624	Bugweri District	BUKOTEKA HC II	HC II	UPMB	253022	505430	3,643,396	356,810	3,286,587
3004	624	Bugweri District	BULYANSIME HCII	HC II	UPMB	253028	505431	3,643,396	356,810	3,286,587
3005	624	Bugweri District	NAMALEMBA HCII	HC II	UPMB	253040	506954	3,643,396	356,810	3,286,587
	624	Bugweri District Total						147,407,550	1,784,049	145,623,501
3006	625	Kasanda District	Kassanda HC IV	HC IV	GOV	256199	506103	32,874,341		32,874,341
3007	625	Kasanda District	Kiganda HC IV	HC IV	GOV	256200	506114	37,903,811		37,903,811
3008	625	Kasanda District	Bukuya Dispensary	HC III	GOV	254055	506107	13,246,270		13,246,270
3009	625	Kasanda District	Buseregenyu HC II	HC III	GOV	254084	507295	8,805,300		8,805,300
3010	625	Kasanda District	Kikandwa HC II	HC III	GOV	254063	506106	8,805,300		8,805,300
3011	625	Kasanda District	Musozi HC III	HC III	GOV	254076	506115	13,246,270		13,246,270
3012	625	Kasanda District	Myanzi HC III	HC III	GOV	254098	506121	13,246,270		13,246,270
3013	625	Kasanda District	NALUTUNTU HC III	HC III	GOV	272486		14,128,767		14,128,767
3014	625	Kasanda District	St Gabriel Mirembe Maria	HC III	UCMB	254050	506120	7,563,734	1,032,192	6,531,543
3015	625	Kasanda District	St Matia Mulumba HC III	HC III	UCMB	254051	507146	7,563,734	1,032,192	6,531,543
3016	625	Kasanda District	Bira HC II	HC II	GOV	254045	506110	4,402,650		4,402,650
3017	625	Kasanda District	Bweyongedde HC II	HC II	GOV	254061	507294	4,402,650		4,402,650
3018	625	Kasanda District	Kabulubutu HC II	HC II	GOV	254062	506105	4,402,650		4,402,650
3019	625	Kasanda District	Kasaana HC II	HC II	GOV	254096	507144	4,402,650		4,402,650
3020	625	Kasanda District	Kiryannongo HC II	HC II	GOV	254075	507143	4,402,650		4,402,650
3021	625	Kasanda District	Kyakatebe HC II	HC II	GOV	254068	506117	4,402,650		4,402,650
3022	625	Kasanda District	Kyakiddu HC II	HC II	GOV	254057	506108	4,402,650		4,402,650
3023	625	Kasanda District	Kyasansuwa HC II	HC II	GOV	254074	506116	4,402,650		4,402,650
3024	625	Kasanda District	Makokoto Health Centre II	HC II	GOV	254094	506109	4,402,650		4,402,650
3025	625	Kasanda District	Mundadde HC II	HC II	GOV	254085	548116	4,402,650		4,402,650
3026	625	Kasanda District	Nabugondo HC II	HC II	GOV	254070	506104	4,402,650		4,402,650
3027	625	Kasanda District	Namabaale HC II	HC II	GOV	254071	507293	4,402,650		4,402,650
3028	625	Kasanda District	Kakungube Health Centre	HC II	UMMB	254103	506118	3,667,799	516,096	3,151,704
3029	625	Kasanda District	Kigalama Dispensary	HC II	UPMB	254097	506122	3,667,799	516,096	3,151,704
3030	625	Kasanda District	KITOKOLO HEALTH CENTRE	HC II	UPMB	254056	507145	3,667,799	516,096	3,151,704
3031	625	Kasanda District	Kyannamugera HC II	HC II	UPMB	254048	506119	3,781,872	516,096	3,265,776
	625	Kasanda District Total						225,000,869	4,128,767	220,872,102
3032	626	Kwania District	ADUKU HEALTH CENTRE IV	HC IV	GOV	256073	504452	28,848,266		28,848,266
3033	626	Kwania District	ABONGOMOLA HEALTH CENTRE III	HC III	GOV	252696	504453	13,413,411		13,413,411

S/N	Vote Code	District	Account Name	Level	Owner	PBS Cost Center ID	IFMIS ID	Annual Budget at facilities 2019/20	o/w Additional EMHS Credit line for PNFPs (at JMS)	Transfers to health facilities
3034	626	Kwania District	APIRE HEALTH CENTRE III	HC III	GOV	252692	506703	13,413,411		13,413,411
3035	626	Kwania District	APWORI HEALTH CENTRE III	HC III	GOV	252707	504455	13,413,411		13,413,411
3036	626	Kwania District	CHAWENTE HEALTH CENTRE III	HC III	GOV	252693	504454	13,413,411		13,413,411
3037	626	Kwania District	INOMO HEALTH CENTRE III	HC III	GOV	252718	504456	13,413,411		13,413,411
3038	626	Kwania District	NAMBIESO HEALTH CENTRE III	HC III	GOV	252720	504457	13,413,411		13,413,411
3039	626	Kwania District	ABEDOBER HEALTH CENTRE	HC III	UCMB	252698	504474	7,676,851	1,014,858	6,661,993
3040	626	Kwania District	ABEI HEALTH CENTRE II	HC II	GOV	252708	504464	4,780,862		4,780,862
3041	626	Kwania District	ABWONG HEALTH CENTRE II	HC II	GOV	252695	504462	4,780,862		4,780,862
3042	626	Kwania District	ACWAO HEALTH CENTRE II	HC II	GOV	252719	504463	4,780,862		4,780,862
3043	626	Kwania District	AKALI HEALTH CENTRE II	HC II	GOV	252697	504461	4,780,862		4,780,862
3044	626	Kwania District	ANINOLAL HC II	HC II	GOV	272510		7,029,715		7,029,715
3045	626	Kwania District	OWINY HEALTH CENTRE II	HC II	GOV	252721	506704	4,780,862		4,780,862
3046	626	Kwania District	ADUKU MATERNITY UNIT	HC II	UCMB	252699	506709	3,838,424	507,429	3,330,995
	626	Kwania District Total						151,778,030	1,522,287	150,255,744
3047	627	Kapelebyong District	KAPELEBYONG DLG HSD	HC IV	GOV	256271	504438	33,957,654		33,957,654
3048	627	Kapelebyong District	ACOWA HEALTH CENTRE III	HC III	GOV	254934	504442	8,131,578		8,131,578
3049	627	Kapelebyong District	OBALANGA HEALTH CENTRE III	HC III	GOV	254954	506700	7,912,660		7,912,660
3050	627	Kapelebyong District	ST FRANCIS DISPENSARY ACUMET	HC III	UCMB	254929	504445	6,877,136	116,381	6,760,756
3051	627	Kapelebyong District	AEKET HEALTH CENTRE II	HC II	GOV	254953	504428	1,868,300		1,868,300
3052	627	Kapelebyong District	AGONGA HEALTH CENTRE2	HC II	GOV	254951	506695	1,868,300		1,868,300

S/N	Vote Code	District	Account Name	Level	Owner	PBS Cost Center ID	IFMIS ID	Annual Budget at facilities 2019/20	o/w Additional EMHS Credit line for PNFPs (at JMS)	Transfers to health facilities
3053	627	Kapelebyong District	AIRABET HC II	HC II	GOV	272532		5,232,762		5,232,762
3054	627	Kapelebyong District	AJELEIK HEALTH CENTRE II	HC II	GOV	254935	506701	1,868,300		1,868,300
3055	627	Kapelebyong District	ALITO HEALTH CENTRE II	HC II	GOV	254952	504441	1,868,300		1,868,300
3056	627	Kapelebyong District	AMASENIKO HEALTH CENTRE II	HC II	GOV	254941	504439	1,868,300		1,868,300
3057	627	Kapelebyong District	ANGEREPO HEALTH CENTRE II	HC II	GOV	254936	504443	1,868,300		1,868,300
3058	627	Kapelebyong District	NYADA HEALTH CENTRE2	HC II	GOV	254942	504440	1,868,300		1,868,300
3059	627	Kapelebyong District	OKOBOI HEALTH CENTRE II	HC II	GOV	254943	506699	1,868,300		1,868,300
	627	Kapelebyong District Total						77,058,192	116,381	76,941,811
3060	628	Kikuube District	KIKUBE HC IV	HC IV	GOV	256101	506624	35,026,806		35,026,806
3061	628	Kikuube District	BUGAMBE HC III	HC III	GOV	252967	504746	16,414,212		16,414,212
3062	628	Kikuube District	BUHIMBA HC III	HC III	GOV	252979	504741	16,414,212		16,414,212
3063	628	Kikuube District	BUHUUKA HC II	HC III	GOV	252968	504747	13,843,234		13,843,234
3064	628	Kikuube District	BUJALYA HC II	HC III	GOV	252980	506629	13,843,234		13,843,234
3065	628	Kikuube District	BUJUGU HC III	HC III	GOV	252975	506626	16,414,212		16,414,212
3066	628	Kikuube District	KABWOYA HC III	HC III	GOV	252986	504740	16,414,212		16,414,212
3067	628	Kikuube District	KASEETA HC II	HC III	GOV	252987	504742	13,843,234		13,843,234
3068	628	Kikuube District	KYANGWALI HC III	HC III	GOV	253007	506627	16,414,212		16,414,212
3069	628	Kikuube District	KYEHORO HC II	HC III	GOV	252985	504751	13,843,234		13,843,234
3070	628	Kikuube District	LUCY BISEREKO HC II	HC III	GOV	252978	504748	13,843,234		13,843,234
3071	628	Kikuube District	MUHWIJU HC II	HC III	GOV	252977	504743	13,843,234		13,843,234
3072	628	Kikuube District	MUKABARA HC III	HC III	GOV	252997	504745	16,414,212		16,414,212
3073	628	Kikuube District	NSOZI HC III	HC III	GOV	253005	504750	16,414,212		16,414,212
3074	628	Kikuube District	SEBIGORO HC II	HC III	GOV	252988	506625	13,843,234		13,843,234
3075	628	Kikuube District	KASONGA HC II	HC II	GOV	253006	504749	6,465,172		6,465,172
3076	628	Kikuube District	KICHOMPYO HC II	HC II	GOV	272508		8,894,190		8,894,190
3077	628	Kikuube District	KISIIHA HC II	HC II	GOV	252981	506628	9,949,043		9,949,043
3078	628	Kikuube District	KITOOLE HC II	HC II	GOV	252982	504744	6,465,172		6,465,172
3079	628	Kikuube District	WAMBABYA HC II	HC II	GOV	252970	548095	9,949,043		9,949,043
3080	628	Kikuube District	Munteme Health Unit	HC II	UCMB	252999	504754	4,065,773	973,548	3,092,225
	628	Kikuube District Total						292,617,319	973,548	291,643,771
3081	629	Obongi District	OBONGI HC IV	HC IV	GOV	256195	505359	45,361,807		45,361,807

S/N	Vote Code	District	Account Name	Level	Owner	PBS Cost Center ID	IFMIS ID	Annual Budget at facilities 2019/20	o/w Additional EMHS Credit line for PNFPs (at JMS)	Transfers to health facilities
3082	629	Obongi District	ALIBA HC III	HC III	GOV	253986	505352	6,963,460		6,963,460
3083	629	Obongi District	ITULA HC III	HC III	GOV	253992	506860	6,963,460		6,963,460
3084	629	Obongi District	PALORINYA HC III	HC III	GOV	253993	505356	6,963,460		6,963,460
3085	629	Obongi District	BELAMELING HEALTH CENTRE II	HC II	GOV	253977	505335	2,986,400		2,986,400
3086	629	Obongi District	IBAKWE HEALTH CENTRE II	HC II	GOV	253981	506851	2,986,400		2,986,400
3087	629	Obongi District	IBOA HC II	HC II	GOV	253994	505357	1,955,136		1,955,136
3088	629	Obongi District	INDILINGA HC II	HC II	GOV	253985	505353	1,955,136		1,955,136
3089	629	Obongi District	KALI HEALTH CENTRE II	HC II	GOV	253982	505334	2,986,400		2,986,400
3090	629	Obongi District	LIWA HC II	HC II	GOV	253989	505354	1,955,136		1,955,136
3091	629	Obongi District	LOMUNGA HC II	HC II	GOV	253990	505355	1,955,136		1,955,136
3092	629	Obongi District	MADUGA HC II	HC II	GOV	253991	506859	1,955,136		1,955,136
3093	629	Obongi District	WAKA HC II	HC II	GOV	253995	505358	1,954,896		1,954,896
	629	Obongi District Total						86,941,961	0	86,941,961
3094	630	Kazo District	Kazo HC IV PHC	HC IV	GOV	256262	505945	36,361,298		36,361,298
3095	630	Kazo District	Buremba HC III PHC	HC III	GOV	254872	505947	11,717,092		11,717,092
3096	630	Kazo District	Burunga HC III PHC	HC III	GOV	254874	506913	11,717,092		11,717,092
3097	630	Kazo District	Kanoni HC III PHC	HC III	GOV	254879	505948	11,717,092		11,717,092
3098	630	Kazo District	Rwemikoma HC III PHC	HC III	GOV	254898	505946	11,717,092		11,717,092
3099	630	Kazo District	Bigutsyo HC II PHC	HC II	GOV	254870	505956	4,060,757		4,060,757
3100	630	Kazo District	Kabingo HC II PHC	HC II	GOV	254866	505955	4,060,757		4,060,757
3101	630	Kazo District	Kayanga HC II PHC	HC II	GOV	254883	505960	4,060,757		4,060,757
3102	630	Kazo District	Keicumum HC II PHC	HC II	GOV	254876	505957	4,060,757		4,060,757
3103	630	Kazo District	Kijuma HC II PHC	HC II	GOV	254896	505961	4,060,757		4,060,757
3104	630	Kazo District	Kyampangara HC II PHC	HC II	GOV	254884	505959	4,060,757		4,060,757
3105	630	Kazo District	Kyengando HC II PHC	HC II	GOV	254878	505958	4,060,757		4,060,757
3106	630	Kazo District	Mbogo HC II PHC	HC II	GOV	254877	506918	4,060,757		4,060,757
3107	630	Kazo District	Migina HC II PHC	HC II	GOV	254897	505962	4,060,757		4,060,757
3108	630	Kazo District	Ngomba HC II PHC	HC II	GOV	254873	506917	4,060,757		4,060,757
3109	630	Kazo District	Nkungu HC III PHC	HC II	GOV	254891	506914	4,060,757		4,060,757
3110	630	Kazo District	Nshunga HC II PHC	HC II	GOV	256882	505954	4,060,757		4,060,757
3111	630	Kazo District	Orwigi HC II PHC	HC II	GOV	254875	506920	4,060,757		4,060,757
3112	630	Kazo District	Rwamuranga HC II PHC	HC II	GOV	254885	506919	4,060,757		4,060,757
	630	Kazo District Total						140,080,268	0	140,080,268
3113	631	Rwampara District	Bugamba Health centre 1V	HC IV	GOV	256190	505281	32,824,026		32,824,026

S/N	Vote Code	District	Account Name	Level	Owner	PBS Cost Center ID	IFMIS ID	Annual Budget at facilities 2019/20	o/w Additional EMHS Credit line for PNFPs (at JMS)	Transfers to health facilities
3114	631	Rwampara District	Rwampara Health Sub District	HC IV	GOV	256189	41752	31,447,583		31,447,583
3115	631	Rwampara District	Mwizi Health centre 111	HC III	GOV	253945	505308	14,542,180		14,542,180
3116	631	Rwampara District	Ndejja Health centre 111	HC III	GOV	253948	505287	14,542,180		14,542,180
3117	631	Rwampara District	Bushwere Health centre 11	HC II	GOV	253943	505306	5,355,346		5,355,346
3118	631	Rwampara District	Ihunga Health Centre 11	HC II	GOV	253961	505296	5,355,346		5,355,346
3119	631	Rwampara District	Kakigani Health centre 11	HC II	GOV	253949	505299	5,355,346		5,355,346
3120	631	Rwampara District	Kibaare Health centre 11	HC II	GOV	253950	505297	5,355,346		5,355,346
3121	631	Rwampara District	Kigaaga Health centre 11	HC II	GOV	253944	505307	5,355,346		5,355,346
3122	631	Rwampara District	Kikonkoma Health centre 11	HC II	GOV	253946	506844	5,355,346		5,355,346
3123	631	Rwampara District	Kitojo Health centre 11	HC II	GOV	253932	505303	5,355,346		5,355,346
3124	631	Rwampara District	Kongoro Health centre 11	HC II	GOV	253951	505298	5,355,346		5,355,346
3125	631	Rwampara District	Ngugo Health centre 11	HC II	GOV	253933	505302	5,355,346		5,355,346
3126	631	Rwampara District	Nyabikungu Health centre 11	HC II	GOV	253941	505295	5,355,346		5,355,346
3127	631	Rwampara District	Nyakabaare Health centre 11	HC II	GOV	253953	506843	5,355,346		5,355,346
3128	631	Rwampara District	Nyaruhandagazi Health centre 1	HC II	GOV	253935	505301	5,355,346		5,355,346
3129	631	Rwampara District	Rwentsinga Health centre 11	HC II	GOV	253952	505300	5,355,346		5,355,346
3130	631	Rwampara District	Ryamiyonga Health Centre II	HC II	GOV	253947	552357	5,355,346		5,355,346
	631	Rwampara District Total						168,330,820	0	168,330,820
3131	632	Kitagwenda District	NTARA HEALTH SUB DISTRICT	HC IV	GOV	256132	506312	34,025,819		34,025,819
3132	632	Kitagwenda District	KANARAHEALTH CENTRE II	HC III	GOV	253358	507257	12,541,713		12,541,713
3133	632	Kitagwenda District	KICHECHE HEALTH CENTRE III	HC III	GOV	253359	506318	15,666,387		15,666,387
3134	632	Kitagwenda District	MAHYORO HEALTH CENTRE III	HC III	GOV	253361	506319	15,666,387		15,666,387
3135	632	Kitagwenda District	NYABBANI HEALTH CENTRE III	HC III	GOV	253368	506320	15,666,387		15,666,387
3136	632	Kitagwenda District	BUHANDA HEALTH CENTRE II	HC II	GOV	253342	507255	6,270,856		6,270,856
3137	632	Kitagwenda District	BUKURUNGU HEALTH CENTRE II	HC II	GOV	253360	506323	6,270,856		6,270,856
3138	632	Kitagwenda District	KAKASI HEALTH CENTRE II	HC II	GOV	253341	506326	6,270,856		6,270,856

S/N	Vote Code	District	Account Name	Level	Owner	PBS Cost Center ID	IFMIS ID	Annual Budget at facilities 2019/20	o/w Additional EMHS Credit line for PNFPs (at JMS)	Transfers to health facilities
3139	632	Kitagwenda District	RWENJAZA HEALTH CENTRE II	HC II	GOV	253367	507259	6,270,856		6,270,856
3140	632	Kitagwenda District	KICWAMBA CATHOLIC DISPENSARY	HC II	UCMB	253366	506335	5,204,099	767,910	4,436,189
3141	632	Kitagwenda District	KAKASI COU HEALTH CENTRE III	HC II	UPMB	253340	507260	5,204,099	767,910	4,436,189
	632	Kitagwenda District Total						129,058,315	1,535,820	127,522,495
3142	633	Madi-Okollo	RHINO CAMP HLTSUB DIST'	HC IV	GOV	256080	504575	34,413,483		34,413,483
3143	633	Madi-Okollo	EWANGA health centre III PHC c	HC III	GOV	252745	506732	9,859,164		9,859,164
3144	633	Madi-Okollo	Inde health centre III PHC Com	HC III	GOV	252756	504552	9,859,164		9,859,164
3145	633	Madi-Okollo	OFFAKA HEALTH CENTRE III	HC III	GOV	252755	123443	9,859,164		9,859,164
3146	633	Madi-Okollo	Okollo health centre III PHC C	HC III	GOV	252760	506736	9,859,164		9,859,164
3147	633	Madi-Okollo	OLUJOBO HEALTH ECNTRE III PHC	HC III	GOV	252726	504547	9,859,164		9,859,164
3148	633	Madi-Okollo	Oyima health centre III PHC co	HC III	GOV	252761	504556	9,859,164		9,859,164
3149	633	Madi-Okollo	Pawor health centre III PHC co	HC III	GOV	252767	504553	9,859,164		9,859,164
3150	633	Madi-Okollo	Anyiribu Health Centre II com	HC III	UPMB	252736	506731	7,750,924	485,562	7,265,362
3151	633	Madi-Okollo	ST LUKE KATYIHCI	HC III	UPMB	252773	504542	7,750,924	485,562	7,265,362
3152	633	Madi-Okollo	Akino health centre III commun	HC II	GOV	252759	504555	3,232,618		3,232,618
3153	633	Madi-Okollo	GBULUKUATUNI HEALTH CENTRE II	HC II	GOV	252768	123452	3,232,618		3,232,618
3154	633	Madi-Okollo	Ocea health centre II PHC comm	HC II	GOV	252770	506735	3,232,618		3,232,618
3155	633	Madi-Okollo	ODRAKA HEALTH CENTRE II PHC	HC II	GOV	252757	123442	3,232,618		3,232,618
3156	633	Madi-Okollo	Oduobu health centre III commu	HC II	GOV	252771	504554	3,232,618		3,232,618
3157	633	Madi-Okollo	OGOKO HEALTH CENTRE II	HC II	GOV	252758	504577	3,232,618		3,232,618

S/N	Vote Code	District	Account Name	Level	Owner	PBS Cost Center ID	IFMIS ID	Annual Budget at facilities 2019/20	o/w Additional EMHS Credit line for PNFPs (at JMS)	Transfers to health facilities
3158	633	Madi-Okollo	OLIVU HEALTH CENTRE II	HC II	GOV	252769	121427	3,232,618		3,232,618
3159	633	Madi-Okollo	Uleppi health centre III	HC II	GOV	252772	504557	3,232,618		3,232,618
3160	633	Madi-Okollo	Uleppi parish dispensary	HC II	UCMB	252774	123448	5,007,462	242,781	4,764,681
	633	Madi-Okollo Total						149,797,887	1,213,906	148,583,981
3161	634	Karenga District	KARENGA HEALTH CENTRE IV	HC IV	GOV	256256	507085	44,777,233		44,777,233
3162	634	Karenga District	KAPEDO HC III	HC III	GOV	254774	504995	18,202,857		18,202,857
3163	634	Karenga District	KALIMON HC II	HC II	GOV	254775	507080	6,027,611		6,027,611
3164	634	Karenga District	KOCHOLO HC II	HC II	GOV	254779	504998	6,027,611		6,027,611
3165	634	Karenga District	LOBALANGIT HC II	HC II	GOV	254780	507079	6,027,611		6,027,611
3166	634	Karenga District	LOKORI HC II	HC II	GOV	254776	504997	6,027,611		6,027,611
3167	634	Karenga District	PIRE HC II	HC II	GOV	254781	504996	6,027,611		6,027,611
3168	634	Karenga District	KADEPO MISSION SUB DISPENSARY	HC II	UCMB	256926	551187	3,915,323	0	3,915,323
	634	Karenga District Total						97,033,469	0	97,033,469
3169	635	Kalaki District	Lwala Hospital delegated Fund	Hospital	UCMB	256123	507185	60,232,559	0	60,232,559
3170	635	Kalaki District	ANYARA HEALTH CENTER III	HC III	GOV	253259	506447	14,380,520		14,380,520
3171	635	Kalaki District	APAPAI HEALTH CENTER II	HC III	GOV	253260	506451	13,827,509		13,827,509
3172	635	Kalaki District	BULULU HEALTH CENTER III	HC III	GOV	253262	548065	14,380,520		14,380,520
3173	635	Kalaki District	KALAKI HEALTH CENTRE III	HC III	GOV	253268	507182	23,631,889		23,631,889
3174	635	Kalaki District	OTUBOI HEALTH CENTER III	HC III	GOV	253257	506446	14,380,520		14,380,520
3175	635	Kalaki District	KAKURE HEALTH CENTRE II	HC II	GOV	253267	506450	7,491,965		7,491,965
3176	635	Kalaki District	OCHELAKUR HEALTH CENTRE II	HC II	GOV	253263	548067	6,913,754		6,913,754
	635	Kalaki District Total						155,239,238	0	155,239,238
3177	751	Arua MC	AMC Oli HCIV account	HC IV	GOV	255919	505978	56,372,156		56,372,156
	751	Arua MC Total						56,372,156	0	56,372,156
3178	752	Entebbe MC	KATABI HC III	HC III	GOV	272431		17,855,179		17,855,179
3179	752	Entebbe MC	Kigungu HC III	HC III	GOV	255922	505979	8,855,179		8,855,179

S/N	Vote Code	District	Account Name	Level	Owner	PBS Cost Center ID	IFMIS ID	Annual Budget at facilities 2019/20	o/w Additional EMHS Credit line for PNFPs (at JMS)	Transfers to health facilities
3180	752	Entebbe MC	Commander Air force	HC II	GOV	256806	29695	11,913,647		11,913,647
3181	752	Entebbe MC	EBB HEALTH SUB-DISTRICT	HC II	GOV	256924	548091	9,891,664		9,891,664
3182	752	Entebbe MC	State House Clinic	HC II	GOV	255924	505980	6,809,806		6,809,806
3183	752	Entebbe MC	UVRI HC II	HC II	GOV	255923	506924	6,809,806		6,809,806
	752	Entebbe MC Total						62,135,282	0	62,135,282
3184	753	Fort-Portal MC	Kataraka HC IV	HC IV	GOV	256358	505992	28,197,437		28,197,437
3185	753	Fort-Portal MC	Kagote HC III	HC III	GOV	255926	505993	13,129,445		13,129,445
3186	753	Fort-Portal MC	Kasusu HC III	HC III	GOV	255928	506930	13,129,445		13,129,445
3187	753	Fort-Portal MC	Mucwa HC II	HC II	GOV	255930	505995	5,254,808		5,254,808
	753	Fort-Portal MC Total						59,711,135	0	59,711,135
3188	754	Gulu MC	Aywee HC III	HC III	GOV	255935	506932	22,000,721		22,000,721
3189	754	Gulu MC	Bardege HC III	HC III	GOV	256910	506931	22,000,721		22,000,721
3190	754	Gulu MC	Laroo HC III	HC III	GOV	255933	505996	22,000,721		22,000,721
3191	754	Gulu MC	Layibi HC III	HC III	GOV	255934	505997	22,000,721		22,000,721
3192	754	Gulu MC	ST MAURTZ HEALTH CENTER II	HC II	UCMB	252932	506343	13,604,501	1,051,963	12,552,538
3193	754	Gulu MC	ST PHILPS HEALTH CENTER II	HC II	UPMB	252924	548094	13,604,501	1,051,963	12,552,538
	754	Gulu MC Total						115,211,884	2,103,926	113,107,958
3194	755	Jinja MC	Mpumudde Health Centre IV	HC IV	GOV	256359	506958	23,804,038		23,804,038
3195	755	Jinja MC	Walukuba Health Centre IV	HC IV	GOV	256360	505439	23,804,038		23,804,038
3196	755	Jinja MC	Jinja Central Health Centre II	HC III	GOV	255936	505440	12,582,504		12,582,504
3197	755	Jinja MC	Kimaka Health Centre 2	HC III	GOV	255937	505441	7,432,467		7,432,467
3198	755	Jinja MC	MUWUMBA HC III	HC III	GOV	253068	504780	12,726,294		12,726,294
3199	755	Jinja MC	Kisima I Health CentreII	HC II	GOV	255938	506959	3,716,245		3,716,245
3200	755	Jinja MC	Masese III Health Centre II	HC II	GOV	255940	505442	3,716,233		3,716,233
3201	755	Jinja MC	Masese port Health centre II	HC II	GOV	255939	505443	3,716,245		3,716,245
	755	Jinja MC Total						91,498,064	0	91,498,064
3202	757	Kabale MC	KAMUKIRA HCIV	HC IV	GOV	256361	504794	25,200,706		25,200,706
3203	757	Kabale MC	KABALE MUNICIPAL COUNCIL HC II	HC III	GOV	255942	505983	8,123,424		8,123,424
3204	757	Kabale MC	KABALE POLICE HCII	HC II	GOV	256839	504799	3,462,242		3,462,242
3205	757	Kabale MC	MWANJARI HCII	HC II	GOV	255946	504797	3,462,242		3,462,242
3206	757	Kabale MC	NDORWA PRISONS HCIII	HC II	GOV	256838	504798	7,348,132		7,348,132
3207	757	Kabale MC	RUTOOMA HEALTH CENTRE II	HC II	GOV	255945	506925	3,462,242		3,462,242

S/N	Vote Code	District	Account Name	Level	Owner	PBS Cost Center ID	IFMIS ID	Annual Budget at facilities 2019/20	o/w Additional EMHS Credit line for PNFPs (at JMS)	Transfers to health facilities
	757	Kabale MC Total						51,058,988	0	51,058,988
3208	758	Lira MC	PAG HC IV	HC IV	UPMB	256171	544257	15,466,497	6,282,012	9,184,485
3209	758	Lira MC	Ayago HC III	HC III	GOV	253729	506926	27,373,568		27,373,568
3210	758	Lira MC	Ober HC III	HC III	GOV	255949	505984	27,373,568		27,373,568
3211	758	Lira MC	Lira Municipal health center I	HC II	GOV	253728	505985	11,352,462		11,352,462
	758	Lira MC Total						81,566,094	6,282,012	75,284,082
3212	759	Masaka MC	NYENDO SSENYANGE HEALTH CENTRE	HC III	GOV	255958	506928	22,390,746		22,390,746
3213	759	Masaka MC	KATWE BUTEGO PHC KIRUMBA	HC II	GOV	255954	506927	11,195,373		11,195,373
3214	759	Masaka MC	KATWE BUTEGO PHC KITABAAZI	HC II	GOV	255955	505986	11,195,373		11,195,373
3215	759	Masaka MC	KIMAANYA KYABAKUZA PHC	HC II	GOV	255956	505987	11,195,373		11,195,373
3216	759	Masaka MC	MASAKA MUNICIPAL CLINIC PHC	HC II	GOV	255957	505988	11,195,373		11,195,373
	759	Masaka MC Total						67,172,237	0	67,172,237
3217	760	Mbale MC	CURE CHILDRENS' HOSPITAL MBALE	Hospital	UPMB	256188	505274	49,212,413	0	49,212,413
3218	760	Mbale MC	NAMATALA HEALTH CENTRE IV	HC IV	GOV	256362	506774	29,696,010		29,696,010
3219	760	Mbale MC	BUSAMAGA HEALTH CENTRE II	HC III	GOV	255961	504884	9,933,724		9,933,724
3220	760	Mbale MC	MALUKHU HEALTH CENTRE III	HC III	GOV	255959	504882	13,868,045		13,868,045
3221	760	Mbale MC	NAMAKWEKWE HEALTH CENTRE III	HC III	GOV	255960	504883	13,868,045		13,868,045
3222	760	Mbale MC	MBALE MUNICIPAL HEALTH CENTRE	HC II	GOV	256841	504885	5,082,837		5,082,837
3223	760	Mbale MC	AHAMADIYA MUSLIM MEDICAL CENTR	HC II	UMMB	256859	505275	4,263,662	0	4,263,662
3224	760	Mbale MC	ISLAMIC UNIVERSITY HEALTH CENT	HC II	UMMB	253893	505279	3,096,418	380,964	2,715,454
	760	Mbale MC Total						129,021,155	380,964	128,640,191
3225	761	Mbarara MC	Mbarara MC Health Centre IV	HC IV	GOV	256363	505972	36,621,652		36,621,652
3226	761	Mbarara MC	Kakoba Division Health Centre III	HC III	GOV	255962	505973	19,718,939		19,718,939

S/N	Vote Code	District	Account Name	Level	Owner	PBS Cost Center ID	IFMIS ID	Annual Budget at facilities 2019/20	o/w Additional EMHS Credit line for PNFPs (at JMS)	Transfers to health facilities
3227	761	Mbarara MC	KYARWABUGANDA HC III	HC III	GOV	272453		19,718,939		19,718,939
3228	761	Mbarara MC	Nyamitanga Division Health Cen	HC III	GOV	255965	505974	19,718,939		19,718,939
3229	761	Mbarara MC	Kamukuzi Division Health Centr	HC II	GOV	255964	505977	7,796,713		7,796,713
3230	761	Mbarara MC	Kamukuzi DMO Health Centre II	HC II	GOV	255963	506923	7,796,713		7,796,713
3231	761	Mbarara MC	Nyamityobora Health Centre II	HC II	GOV	255966	505976	7,796,713		7,796,713
3232	761	Mbarara MC	Ruti Health Centre II	HC II	GOV	255967	505975	7,796,713		7,796,713
3233	761	Mbarara MC	Mbarara muslim health centre	HC II	UMMB	253938	36730	7,391,414	1,018,016	6,373,397
	761	Mbarara MC Total						134,356,734	1,018,016	133,338,717
3234	762	Moroto MC	DMO's Clinic HC	HC II	GOV	255968	505998	10,374,916		10,374,916
3235	762	Moroto MC	Nakapelimen HC II	HC II	GOV	255969	505999	10,374,916		10,374,916
	762	Moroto MC Total						20,749,833	0	20,749,833
3236	763	Soroti MC	Diana HC IV	HC IV	GOV	256364	505989	23,858,512		23,858,512
3237	763	Soroti MC	Eastern Division HC III	HC III	GOV	255971	505990	11,517,459		11,517,459
3238	763	Soroti MC	Western Division HC III	HC III	GOV	255972	505991	11,517,459		11,517,459
3239	763	Soroti MC	Moruapesur HC II	HC II	GOV	255970	506929	3,926,720		3,926,720
3240	763	Soroti MC	St Peters COU Dispensary	HC II	UPMB	254527	544239	2,535,583	118,261	2,417,322
	763	Soroti MC Total						53,355,733	118,261	53,237,473
3241	764	Tororo MC	Bison HC III	HC III	GOV	255980	507005	13,853,514		13,853,514
3242	764	Tororo MC	Mudakori HC III	HC III	GOV	255977	505604	13,853,514		13,853,514
3243	764	Tororo MC	Police Health Unit II	HC III	GOV	255975	556978	7,320,733		7,320,733
3244	764	Tororo MC	Kasoli HC II	HC II	GOV	255976	507006	4,246,261		4,246,261
3245	764	Tororo MC	Kyamwinula HC II	HC II	GOV	255979	505606	4,246,261		4,246,261
3246	764	Tororo MC	Serena HC II	HC II	GOV	255978	505605	4,246,261		4,246,261
	764	Tororo MC Total						47,766,545	0	47,766,545
3247	770	Kasese MC	Rukooki HC IV	HC IV	GOV	255982	504724	29,631,416		29,631,416
3248	770	Kasese MC	Kasese Town Council HC III	HC III	GOV	255983	506621	21,087,271		21,087,271
3249	770	Kasese MC	Katadoba HC III	HC III	UMMB	253444	504670	9,004,886	1,852,109	7,152,777
3250	770	Kasese MC	Kilembe HC II	HC II	GOV	255987	506613	5,159,107		5,159,107
3251	770	Kasese MC	Kirembe HC II	HC II	GOV	255988	504706	5,159,107		5,159,107
3252	770	Kasese MC	Mubuku Irrigation HC II	HC II	GOV	255990	506614	5,159,107		5,159,107
3253	770	Kasese MC	Railway HC II	HC II	GOV	256837	504707	5,159,107		5,159,107
3254	770	Kasese MC	Saluti HC II	HC II	GOV	255986	504708	5,159,107		5,159,107

S/N	Vote Code	District	Account Name	Level	Owner	PBS Cost Center ID	IFMIS ID	Annual Budget at facilities 2019/20	o/w Additional EMHS Credit line for PNFPs (at JMS)	Transfers to health facilities
	770	Kasese MC Total						85,519,109	1,852,109	83,667,000
3255	771	Hoima MC	BUHANIKA HC III	HC III	GOV	255997	506001	17,249,176		17,249,176
3256	771	Hoima MC	KARONGO HC III	HC III	GOV	255995	506000	17,249,176		17,249,176
3257	771	Hoima MC	KIHUUKYA HC III	HC III	GOV	272454		16,522,987		16,522,987
3258	771	Hoima MC	Azur Christian Health Centre p	HC III	UPMB	252964	504752	8,753,555	2,897,896	5,855,659
3259	771	Hoima MC	BACAYAYA HC II	HC II	GOV	255996	506005	9,274,818		9,274,818
3260	771	Hoima MC	DHOs HC II	HC II	GOV	255993	506003	8,519,000		8,519,000
3261	771	Hoima MC	KIHUKYA HC II	HC II	GOV	255994	506002	8,519,000		8,519,000
3262	771	Hoima MC	KYAKAPEYA HC II	HC II	GOV	255998	506004	8,155,905		8,155,905
	771	Hoima MC Total						94,243,617	2,897,896	91,345,722
3263	772	Mukono MC	MUKONO TOWN COUNCIL HC IV	Hospital	GOV	256366	506006	83,735,697		83,735,697
3264	772	Mukono MC	GOMA HEALTH CENTRE	HC III	GOV	255999	506009	42,851,571		42,851,571
3265	772	Mukono MC	KYUNGU HCEALTH CENTRE	HC II	GOV	256002	506007	20,668,852		20,668,852
3266	772	Mukono MC	NANTABULIRWA HC II	HC II	GOV	256000	506008	20,668,852		20,668,852
3267	772	Mukono MC	NYANJA HC II	HC II	GOV	255915	506933	20,668,852		20,668,852
	772	Mukono MC Total						188,593,823	0	188,593,823
3268	773	Iganga MC	Iganga MC HC III	HC III	GOV	256004	506010	22,161,759		22,161,759
3269	773	Iganga MC	IGANGA UMSC CLINIC HC 111	HC III	UMMB	253010	505429	10,601,289	2,390,052	8,211,237
3270	773	Iganga MC	Prison HC II	HC II	GOV	256911	506934	8,569,359		8,569,359
3271	773	Iganga MC	Walugogo HC II	HC II	GOV	256003	506011	8,569,359		8,569,359
	773	Iganga MC Total						49,901,766	2,390,052	47,511,714
3272	774	Masindi MC	KATASENYWA HC II	HC III	GOV	256012	506014	15,453,797		15,453,797
3273	774	Masindi MC	NYAKITIBWA HC III	HC III	GOV	256010	506012	26,847,868		26,847,868
3274	774	Masindi MC	BIIZI HC II	HC II	GOV	256011	506935	7,726,899		7,726,899
3275	774	Masindi MC	KIBWOONA HC II	HC II	GOV	256009	506013	7,726,899		7,726,899
3276	774	Masindi MC	KIBYAMA HC II	HC II	GOV	256013	506015	7,726,899		7,726,899
3277	774	Masindi MC	KIRASA HC II	HC II	GOV	256006	506936	7,726,899		7,726,899
3278	774	Masindi MC	Nyamigisa HC II	HC II	UCMB	253827	504881	6,775,355	1,427,704	5,347,651
	774	Masindi MC Total						79,984,616	1,427,704	78,556,912
3279	775	Ntungamo MC	Ntungamo Health Centre IV	HC IV	GOV	256368	506016	26,714,827		26,714,827
3280	775	Ntungamo MC	Ruhoko Health Centre II	HC III	GOV	256014	506017	5,894,446		5,894,446
	775	Ntungamo MC Total						32,609,273	0	32,609,273
3281	776	Busia MC	BUSIA MUNICIPAL HC IV	HC IV	GOV	256369	504643	48,697,234		48,697,234

S/N	Vote Code	District	Account Name	Level	Owner	PBS Cost Center ID	IFMIS ID	Annual Budget at facilities 2019/20	o/w Additional EMHS Credit line for PNFPs (at JMS)	Transfers to health facilities
	776	Busia MC Total						48,697,234	0	48,697,234
3282	777	Bushenyi- Ishaka MC	Bushenyi Health center IV	HC IV	GOV	256370	506937	22,289,307		22,289,307
3283	777	Bushenyi- Ishaka MC	Nyamiko HC III	HC III	GOV	272672		14,419,952		14,419,952
3284	777	Bushenyi- Ishaka MC	kashenyi HC II	HC II	GOV	272671		7,209,976		7,209,976
	777	Bushenyi- Ishaka MC Total						43,919,235	0	43,919,235
3285	778	Rukungiri MC	RUKUNGIRI HC IV	HC IV	GOV	256371	507208	16,665,482		16,665,482
3286	778	Rukungiri MC	North Kigezi HC IV	HC IV	UPMB	256226	506548	11,125,148	2,069,060	9,056,088
3287	778	Rukungiri MC	KITIMBA HC II	HC III	GOV	256019	506536	7,020,120		7,020,120
3288	778	Rukungiri MC	RWAKABENGO HC111	HC III	GOV	256017	506534	8,365,940		8,365,940
3289	778	Rukungiri MC	KARANGARO HC II	HC II	GOV	256018	506535	3,510,060		3,510,060
3290	778	Rukungiri MC	KATWEKAMWE HC II	HC II	GOV	256015	506537	3,510,060		3,510,060
3291	778	Rukungiri MC	MARUMBA HC II	HC II	GOV	256016	506526	3,510,060		3,510,060
3292	778	Rukungiri MC	Kyatoko HC II	HC II	UPMB	254416	506555	3,167,930	517,265	2,650,665
	778	Rukungiri MC Total						56,874,799	2,586,325	54,288,474
3293	779	Nansana MC	Kyadondo North Health Sub Dis	HC IV	GOV	256372	505510	88,241,846		88,241,846
3294	779	Nansana MC	Kasozi Health Centre	HC III	GOV	254641	505482	22,976,570		22,976,570
3295	779	Nansana MC	Kawanda Health Centre	HC III	GOV	254656	505501	22,976,570		22,976,570
3296	779	Nansana MC	Nabutiti Health Centre	HC III	GOV	254643	115517	22,976,570		22,976,570
3297	779	Nansana MC	NabweruHealth Centre	HC III	GOV	254658	506976	22,976,570		22,976,570
3298	779	Nansana MC	Namulonge Health Centre	HC III	GOV	254644	505497	22,976,570		22,976,570
3299	779	Nansana MC	Ttikalu Health Centre	HC III	GOV	254606	505500	22,976,570		22,976,570
3300	779	Nansana MC	Gombe Health Centre	HC II	GOV	254613	505481	8,227,834		8,227,834
3301	779	Nansana MC	MaganjoHealth Centre	HC II	GOV	254654	505508	8,227,834		8,227,834
3302	779	Nansana MC	Matugga Health Centre	HC II	GOV	254614	552356	8,227,834		8,227,834
3303	779	Nansana MC	Migadde Health Centre	HC II	GOV	254615	505498	8,227,834		8,227,834
3304	779	Nansana MC	Nansana Health Centre	HC II	GOV	256244	506979	8,227,834		8,227,834
3305	779	Nansana MC	Nassolo Wamala Health Centre	HC II	GOV	254659	505480	8,227,834		8,227,834
3306	779	Nansana MC	Jinja Kalori St Charles Lwanga	HC II	UCMB	254657	505525	5,980,655	1,123,590	4,857,065
	779	Nansana MC Total						281,448,923	1,123,590	280,325,333
3307	780	Makindye-Ssabagabo MC	Kyadondo South Health Sub Dist	HC IV	GOV	256868	505485	101,991,013		101,991,013
3308	780	Makindye-Ssabagabo MC	Bunamwaya Health Centre	HC III	GOV	254646	506973	27,876,940		27,876,940
3309	780	Makindye-Ssabagabo MC	Mutundwe Health Centre	HC III	GOV	254648	115518	27,876,940		27,876,940
3310	780	Makindye-Ssabagabo MC	Mutungo Health Centre	HC III	GOV	254649	505512	27,876,940		27,876,940

S/N	Vote Code	District	Account Name	Level	Owner	PBS Cost Center ID	IFMIS ID	Annual Budget at facilities 2019/20	o/w Additional EMHS Credit line for PNFPs (at JMS)	Transfers to health facilities
3311	780	Makindye-Ssabagabo MC	Seguku Health Centre	HC III	GOV	256243	505511	27,876,940		27,876,940
3312	780	Makindye-Ssabagabo MC	St Magdalene Health Centre	HC II	UCMB	254603	505522	6,260,142	1,492,276	4,767,866
	780	Makindye-Ssabagabo MC Total						219,758,913	1,492,276	218,266,638
3313	781	Kira MC	Bweyogerere Government Health	HC III	GOV	253089	27699	58,955,988		58,955,988
3314	781	Kira MC	Kira Health Centre	HC III	GOV	255497	548080	58,955,988		58,955,988
3315	781	Kira MC	Zia Angelina Health Centre	HC III	UCMB	254609	115535	16,255,986	5,102,059	11,153,927
3316	781	Kira MC	Kimwanyi Health Centre	HC II	GOV	254630	25074	20,714,617		20,714,617
3317	781	Kira MC	Kireka Health Centre	HC II	GOV	254631	548092	20,714,617		20,714,617
3318	781	Kira MC	Kirinya Health Centre	HC II	GOV	254634	115503	20,714,617		20,714,617
3319	781	Kira MC	Bweyogerere Health Centre UMMB	HC II	UMMB	254629	115552	11,153,927	2,551,029	8,602,898
3320	781	Kira MC	Kireka SDA Dispensary	HC II	UPMB	254633	115540	11,153,927	2,551,029	8,602,898
3321	781	Kira MC	Wellspring Health Centre	HC II	UPMB	254608	115546	7,524,684	2,551,029	4,973,654
	781	Kira MC Total						226,144,353	12,755,147	213,389,205
3322	782	Kisoro MC	KISORO TC ZINDIRO HC II	HC II	GOV	253630	544231	43,624,688		43,624,688
	782	Kisoro MC Total						43,624,688	0	43,624,688
3323	783	Mityana MC	Kabule HC III	HC III	GOV	255008	506775	14,310,622		14,310,622
3324	783	Mityana MC	Magala HC III	HC III	GOV	255032	504897	14,310,622		14,310,622
3325	783	Mityana MC	Naama HC III	HC III	GOV	255007	506777	14,310,622		14,310,622
3326	783	Mityana MC	St Jude Naama HC II	HC III	UCMB	254996	504917	5,183,537	1,348,082	3,835,454
3327	783	Mityana MC	St Luke's Health Centre	HC III	UCMB	254997	504920	6,427,226	1,348,082	5,079,144
3328	783	Mityana MC	UMSC Mityana Health Centre	HC III	UMMB	255031	504923	6,870,431	1,348,082	5,522,349
3329	783	Mityana MC	Kabuwambo HC II	HC II	GOV	255009	504905	4,846,849		4,846,849
3330	783	Mityana MC	Katiko HC II	HC II	GOV	255006	504904	4,846,849		4,846,849
3331	783	Mityana MC	Nakaseeta HC II	HC II	GOV	255010	504898	4,846,849		4,846,849
3332	783	Mityana MC	Ttanda HC II	HC II	GOV	255012	504899	4,846,849		4,846,849
3333	783	Mityana MC	Maama Norah HC II	HC II	UPMB	255033	504912	3,835,454	674,041	3,161,413
	783	Mityana MC Total						84,635,909	4,718,288	79,917,621
3334	784	Kitgum MC	PANDWONG HC III	HC III	GOV	272455		16,685,292		16,685,292
3335	784	Kitgum MC	KITGUM TOWN COUNCIL HEALTH CEN	HC II	GOV	253658	506256	7,487,148		7,487,148
3336	784	Kitgum MC	Church of Uganda Dispensary	HC II	UPMB	253656	587588	12,611,529	835,662	11,775,868
	784	Kitgum MC Total						36,783,970	835,662	35,948,308

S/N	Vote Code	District	Account Name	Level	Owner	PBS Cost Center ID	IFMIS ID	Annual Budget at facilities 2019/20	o/w Additional EMHS Credit line for PNFPs (at JMS)	Transfers to health facilities
3337	785	Koboko MC	KOBOKO HEALTH CENTRE IV	Hospital	GOV	256265	127122	33,978,929		33,978,929
3338	785	Koboko MC	KOBOKO MISSION HEALTH CENTRE	HC III	UCMB	254904	504859	54,040,926	22,719,053	31,321,872
	785	Koboko MC Total						88,019,855	22,719,053	65,300,801
3339	786	Mubende MC	Lwemikomago HC II	HC III	GOV	256887	506094	20,496,974		20,496,974
3340	786	Mubende MC	Kanseera HC II	HC II	GOV	254086	506095	10,248,487		10,248,487
3341	786	Mubende MC	Kaweeri HC II	HC II	GOV	254047	506081	10,248,487		10,248,487
3342	786	Mubende MC	Kayinja HC II	HC II	GOV	256888	506096	10,248,487		10,248,487
3343	786	Mubende MC	Mubende Town Council HC II	HC II	GOV	254095	507288	10,248,487		10,248,487
3344	786	Mubende MC	Nabikakala HC II	HC II	GOV	254054	506082	10,248,487		10,248,487
	786	Mubende MC Total						71,739,410	0	71,739,410
3345	787	Kumi MC	KUMI HC IV PHC ACCOUNT	HC IV	GOV	256166	506150	46,691,162		46,691,162
	787	Kumi MC Total						46,691,162	0	46,691,162
3346	788	Lugazi MC	Busabaga Health Centre	HC III	GOV	255279	504578	26,441,469		26,441,469
3347	788	Lugazi MC	NajjembeHealth Centre	HC III	GOV	255285	506575	26,441,469		26,441,469
3348	788	Lugazi MC	Kizigo Health Centre	HC II	GOV	255269	506581	11,246,436		11,246,436
3349	788	Lugazi MC	Lugazi Muslim	HC II	UMMB	255281	504603	8,320,290	1,433,061	6,887,229
3350	788	Lugazi MC	Lugazi Mission HC	HC II	UPMB	255280	504602	8,320,290	1,433,061	6,887,229
	788	Lugazi MC Total						80,769,954	2,866,123	77,903,831
3351	789	Kamuli MC	BUSOTA HEALTH CENTRE II	HC III	GOV	253313	505143	28,268,167		28,268,167
3352	789	Kamuli MC	KAMULI YOUTH CENTRE CLINIC	HC II	GOV	253305	505157	9,331,213		9,331,213
3353	789	Kamuli MC	KAMULI VSC PHC CLINIC	HC II	UPMB	253306	506805	11,674,298	995,650	10,678,648
	789	Kamuli MC Total						49,273,678	995,650	48,278,028
3354	790	Kapchorwa MC	KAPLELKO HC II	HC III	GOV	253428	506460	14,411,169		14,411,169
3355	790	Kapchorwa MC	TEGERES HC III	HC III	GOV	253435	506454	17,983,387		17,983,387
3356	790	Kapchorwa MC	KOKWOMURYA HC II	HC II	GOV	253437	507187	7,205,585		7,205,585
	790	Kapchorwa MC Total						39,600,141	0	39,600,141
3357	791	Ibanda MC	RUHOKO HC IV	HC IV	GOV	256254	504182	27,725,421		27,725,421
3358	791	Ibanda MC	BISHESHE HC III	HC III	GOV	254732	506346	8,700,351		8,700,351
3359	791	Ibanda MC	BUFUNDA HC III	HC III	GOV	254737	504185	8,700,351		8,700,351
3360	791	Ibanda MC	IBANDA MISSION	HC III	UPMB	254736	504979	3,729,825	516,670	3,213,155
3361	791	Ibanda MC	BUGARAMA HC II	HC II	GOV	254733	504989	2,426,310		2,426,310

S/N	Vote Code	District	Account Name	Level	Owner	PBS Cost Center ID	IFMIS ID	Annual Budget at facilities 2019/20	o/w Additional EMHS Credit line for PNFPs (at JMS)	Transfers to health facilities
3362	791	Ibanda MC	KABARE HC II	HC II	GOV	254726	504987	4,196,787		4,196,787
3363	791	Ibanda MC	KAKATSI HC II	HC II	GOV	254734	504190	2,426,310		2,426,310
3364	791	Ibanda MC	KARANGARA HC II	HC II	GOV	254735	504988	2,426,310		2,426,310
3365	791	Ibanda MC	KASHANGURA HC II	HC II	GOV	254740	504189	2,426,310		2,426,310
3366	791	Ibanda MC	KYEIKUCU HC II	HC II	GOV	254741	506348	2,426,310		2,426,310
3367	791	Ibanda MC	NSASI HC II	HC II	GOV	254753	504980	2,426,310		2,426,310
3368	791	Ibanda MC	NYAKATOKYE HC II	HC II	GOV	254742	504991	2,426,310		2,426,310
3369	791	Ibanda MC	NYAMIRIMA HC II	HC II	GOV	254757	507076	2,426,310		2,426,310
3370	791	Ibanda MC	RUBAYA HC II	HC II	GOV	254755	504983	2,426,310		2,426,310
3371	791	Ibanda MC	RWOBUZIZI HC II	HC II	GOV	254754	504984	2,426,310		2,426,310
	791	Ibanda MC Total						77,315,834	516,670	76,799,163
3372	792	Njeru MC	Buwagajjo Health Centre	HC III	GOV	255291	504582	16,419,500		16,419,500
3373	792	Njeru MC	Njeru T'CHC	HC III	GOV	255289	504581	16,419,500		16,419,500
3374	792	Njeru MC	Wakisi Health Centre	HC III	GOV	255298	506577	16,419,500		16,419,500
3375	792	Njeru MC	St Francis health care Njeru	HC III	UCMB	255277	504598	7,558,899	2,344,079	5,214,819
3376	792	Njeru MC	Bugungu HC II	HC II	GOV	255264	506578	6,621,436		6,621,436
3377	792	Njeru MC	Buziika Health Centre	HC II	GOV	255292	504589	6,621,436		6,621,436
3378	792	Njeru MC	Kabizzi Health Centre	HC II	GOV	255265	506582	6,621,436		6,621,436
3379	792	Njeru MC	Kalagala Health Centre	HC II	GOV	255296	504585	6,621,436		6,621,436
3380	792	Njeru MC	Konko Health Centre	HC II	GOV	255270	504586	6,621,436		6,621,436
3381	792	Njeru MC	Lugazi II HC II	HC II	GOV	255287	504590	6,621,436		6,621,436
3382	792	Njeru MC	Naminya Health Centre	HC II	GOV	255297	506579	6,621,436		6,621,436
3383	792	Njeru MC	Tongolo Health Centre	HC II	GOV	255293	504584	6,621,436		6,621,436
3384	792	Njeru MC	Bukaya health centre	HC II	UPMB	255288	504604	4,256,312	1,172,040	3,084,273
	792	Njeru MC Total						114,045,198	3,516,119	110,529,079
3385	793	Apac MC	BIASHARA HEALTH CENTRE II	HC II	GOV	252706	504466	38,885,161		38,885,161
	793	Apac MC Total						38,885,161	0	38,885,161
3386	795	Bugiri MC	BUGIRI TC HC II	HC III	GOV	252789	504082	34,256,437		34,256,437
	795	Bugiri MC Total						34,256,437	0	34,256,437
3387	796	Sheema MC	KABWOHE HEALTH CENTREIV	HC IV	GOV	256349	507075	30,935,369		30,935,369
3388	796	Sheema MC	KITOJO COMMUNITY HC III	HC III	GOV	272456		12,477,328		12,477,328
3389	796	Sheema MC	MUSHANGAHEALTH CENTREIII	HC III	UCMB	255789	506965	3,395,766	619,332	2,776,434

S/N	Vote Code	District	Account Name	Level	Owner	PBS Cost Center ID	IFMIS ID	Annual Budget at facilities 2019/20	o/w Additional EMHS Credit line for PNFPs (at JMS)	Transfers to health facilities
3390	796	Sheema MC	KIHUNDA HEALTH CENTRE III	HC III	UPMB	255785	505452	3,395,766	619,332	2,776,434
3391	796	Sheema MC	KARERA HEALTH CENTRE II	HC II	GOV	255781	505469	3,131,721		3,131,721
3392	796	Sheema MC	KASHOZI HEALTH CENTRE II	HC II	GOV	255805	505462	3,131,721		3,131,721
3393	796	Sheema MC	KIZIBA HEALTH CENTRE II	HC II	GOV	255787	548326	3,131,721		3,131,721
3394	796	Sheema MC	KYABANDARA HEALTH CENTRE II	HC II	GOV	255794	505454	3,131,721		3,131,721
3395	796	Sheema MC	MIGINA HEALTH CENTRE II	HC II	GOV	255788	505460	3,131,721		3,131,721
3396	796	Sheema MC	RUSHOZI HEALTH CENTRE II	HC II	GOV	255802	505457	3,131,721		3,131,721
3397	796	Sheema MC	RWAMUJOJO HEALTH CENTRE II	HC II	GOV	255795	505455	3,131,721		3,131,721
	796	Sheema MC Total						72,126,272	1,238,664	70,887,608
3398	797	Kotido MC	KOTIDO HCIV	HC IV	GOV	256164	504860	30,701,373		30,701,373
3399	797	Kotido MC	KANAWAT HEALTH CENTRE III	HC III	UCMB	253672	506766	22,799,718	0	22,799,718
3400	797	Kotido MC	LOSILANG HEALTH CENTRE II	HC II	UCMB	253674	548076	22,799,718	0	22,799,718
3401	797	Kotido MC	DCDS NORTH KARAMOJA HEALTH CEN	HC II	UPMB	256840	504866	22,799,718	0	22,799,718
	797	Kotido MC Total						99,100,525	0	99,100,525
		Total, All Votes						49,585,271,329	2,205,850,007	47,379,421,322

Annex 3e. PHC NWR Funds for PNFH Health Facilities at JMS for Medicines FY 2019/20

S/N	Vote Code	Account Name	Level	Owner	Annual Budget 2018/19	Annual Budget 2019/20	o/w additional EMHS Credit line for PNFHs (at JMS)	Transfers to health facilities
1	501	ADJUMANI MISSION HC III	HC III	UCMB	6,968,591	6,998,395	14,901.76	6,983,493
2	501	MARYLAND KOCOA HC III	HC III	UCMB	5,467,031	5,496,834	14,902	5,481,933
3	501	ROBIDIRE HC III	HC III	UCMB	6,968,591	6,998,395	14,902	6,983,493
4	502	ALENGA CATHOLIC DISPENSARY	HC III	UCMB	5,647,135	7,060,071	706,468	6,353,603
5	502	TEBOKE MISSION DISPENSARY	HC II	UCMB	2,823,567	3,530,034	353,234	3,176,800
6	503	ORIJINI HOSPDELEGTD FD	Hospital	UMMB	55,812,947	281,656,354	112,921,703	168,734,650
7	503	KULUVA HOSP DELEGTD STFF	Hospital	UPMB	172,958,512	422,484,531	124,763,009	297,721,521
8	503	Aripea Health Centre	HC III	UCMB	6,779,799	10,071,060	1,645,630	8,425,430
9	503	Ediofe Health Centre III	HC III	UCMB	6,779,799	10,071,060	1,645,630	8,425,430
10	503	Ojee Adumi Health centre	HC III	UCMB	4,521,899	7,813,160	1,645,630	6,167,530
11	503	Otumbari health centre III	HC III	UCMB	6,779,799	10,071,060	1,645,630	8,425,430
12	503	St Francis Health centre Ocodr	HC III	UCMB	6,779,799	10,071,060	1,645,630	8,425,430
13	503	Anyavu Health Centre III	HC II	UPMB	4,521,899	6,167,530	822,815	5,344,715
14	504	KIRONGERO CHURCH OF GOD HEALTH CE	HC II	UPMB	1,101,117	2,005,360	452,122	1,553,239
15	504	KYEMEIRE HEALTH UNIT	HC II	UPMB	3,672,469	4,576,713	452,122	4,124,591
16	504	NAMAYEMBA SAFE MOTHERHOOD HEALTH	HC II	UPMB	1,101,117	2,005,360	452,122	1,553,239
17	504	ST. LUKE MUTERERE NGO HEALTH UNIT	HC II	UPMB	3,672,469	4,576,713	452,122	4,124,591
18	505	BUSARU INTEGRATED HEALTH UNIT	HC IV	UCMB	4,864,339	8,760,149	1,947,905	6,812,244
19	505	EBENEZER SDA MEDICAL CENTRE	HC III	UPMB	4,864,339	6,812,244	973,952	5,838,291
20	505	MANTOROBA HCII	HC II	UPMB	3,613,858	4,587,810	486,976	4,100,834

S/N	Vote Code	Account Name	Level	Owner	Annual Budget 2018/19	Annual Budget 2019/20	o/w additional EMHS Credit line for PNFPs (at JMS)	Transfers to health facilities
21	506	Comboni DELEGatedHospital	Hospital	UCMB	96,420,317	109,704,649	6,642,166	103,062,483
22	506	Ishaka Hospital	Hospital	UPMB	158,690,643	164,556,973	2,933,165	161,623,808
23	506	Bitooma Health Centre III	HC III	UCMB	3,894,928	3,917,443	11,257	3,906,186
24	506	Burungira Health Centre III	HC II	UCMB	1,947,439	1,958,697	5,629	1,953,068
25	506	Bushenyi UMSC Kakanju	HC II	UMMB	1,947,439	1,958,697	5,629	1,953,068
26	506	Katungu Health Centre	HC II	UPMB	1,947,439	1,958,697	5,629	1,953,068
27	507	DABANI HOSPITAL	Hospital	UCMB	30,486,699	104,207,172	36,860,236	67,346,936
28	507	MUSICHIMI COMMUNITY HC II	HC II	UCMB	2,506,840	3,102,568	297,864	2,804,704
29	507	OUR LADY OF LOURDES LUMINO HC	HC II	UCMB	2,098,972	2,694,700	297,864	2,396,836
30	508	Lacor Hospital Delegated Fund	Hospital	UCMB	273,581,766	273,581,766	0	273,581,766
31	509	Bujumbura Health Centre	HC III	UCMB	2,957,764	5,795,782	1,419,009	4,376,773
32	509	St Jude Tadeo Kitana Health ce	HC II	UCMB	2,118,678	3,537,686	709,504	2,828,182
33	509	Bombo Health Centre	HC II	UMMB	2,118,678	3,537,686	709,504	2,828,182
34	510	KIWANYI HC II	HC II	UMMB	2,929,777	4,116,975	593,599	3,523,376
35	510	BUNYIRO HCII	HC II	UPMB	2,929,777	4,116,975	593,599	3,523,376
36	510	KAKOMBO HCII	HC II	UPMB	2,929,777	4,116,975	593,599	3,523,376
37	510	KASOLO HCII	HC II	UPMB	2,929,777	4,116,975	593,599	3,523,376
38	510	KIRINGA HCII	HC II	UPMB	2,929,777	4,116,975	593,599	3,523,376
39	510	NABITENDE HC II	HC II	UPMB	5,821,185	7,008,384	593,599	6,414,785
40	510	NASUTI HCII	HC II	UPMB	2,929,777	4,116,975	593,599	3,523,376
41	510	ST PETER CLAVER HCII	HC II	UPMB	2,929,777	4,116,975	593,599	3,523,376
42	511	Buwenge Hospital and Medical c	Hospital	UMMB	39,783,614	199,876,691	80,046,539	119,830,153
43	511	ST Benedict Dispensary	HC III	UCMB	1,785,889	2,789,635	501,873	2,287,762
44	511	CRESCENT MEDICAL CENTRE JINJA	HC III	UMMB	2,746,735	3,750,480	501,873	3,248,607

S/N	Vote Code	Account Name	Level	Owner	Annual Budget 2018/19	Annual Budget 2019/20	o/w additional EMHS Credit line for PNFPs (at JMS)	Transfers to health facilities
45	511	JINJA ISLAMIC HEALTH CENTRE II	HC III	UMMB	2,746,735	3,750,480	501,873	3,248,607
46	511	ALL SAINTS HEALTH SERVICES	HC III	UPMB	2,746,735	3,750,480	501,873	3,248,607
47	511	BWIDHABWANGU HC II JINJA	HC II	UPMB	1,785,889	2,287,762	250,936	2,036,825
48	511	LWOLOLO HEALTH CENTRE II JINJA	HC II	UPMB	1,785,889	2,287,762	250,936	2,036,825
49	511	MASESE DANIDA HC II JINJA	HC II	UPMB	1,785,889	2,287,762	250,936	2,036,825
50	511	MUGULUKA HC II JINJA	HC II	UPMB	1,785,889	2,287,762	250,936	2,036,825
51	511	NAWAMPANDAHC II JINJA	HC II	UPMB	1,785,889	2,287,762	250,936	2,036,825
52	512	Rushoroza HC IV	Hospital	UCMB	81,260,300	114,297,820	16,518,760	97,779,060
53	512	Rugarama Hospital	Hospital	UPMB	91,726,901	129,019,765	18,646,432	110,373,333
54	512	Buhara HC III	HC III	UCMB	4,537,001	4,822,130	142,564	4,679,565
55	512	Maziba HC II	HC II	UCMB	3,299,678	3,442,242	71,282	3,370,960
56	512	Rwanyena HC II	HC II	UCMB	3,299,678	3,442,242	71,282	3,370,960
57	512	Kinyamari HC II	HC II	UPMB	3,299,678	3,442,242	71,282	3,370,960
58	512	Muguri HC II	HC II	UPMB	4,537,001	4,679,565	71,282	4,608,283
59	512	Mukokye HC II	HC II	UPMB	4,537,001	4,679,565	71,282	4,608,283
60	512	RUBAYA HC II	HC II	UPMB	1,392,970	3,442,242	71,282	3,370,960
61	513	virika hospital delegated Fund	Hospital	UCMB	111,816,662	193,719,092	40,951,215	152,767,877
62	513	Kabarole Hospital delegated f	Hospital	UPMB	45,389,835	129,146,061	41,878,113	87,267,948
63	513	Nkuruba Health Cente	HC III	UCMB	5,822,302	6,602,427	390,062	6,212,365
64	513	Iruhura Health Center	HC III	UPMB	5,822,302	6,602,427	390,062	6,212,365
65	513	Community Health Centre	HC II	UOMB	3,881,534	4,271,596	195,031	4,076,565
66	513	Kihembo SDA Health centre	HC II	UPMB	3,881,534	4,271,596	195,031	4,076,565
67	514	KABERAMAIDO CHURCH OF UGANDA HEALTH CENTRE II	HC II	UPMB	3,180,158	3,180,158	0	3,180,158
68	515	BUMANGI HC PHC	HC III	UCMB	4,573,484	4,681,910	54,213	4,627,697

S/N	Vote Code	Account Name	Level	Owner	Annual Budget 2018/19	Annual Budget 2019/20	o/w additional EMHS Credit line for PNFPs (at JMS)	Transfers to health facilities
69	517	KAMULIMMISSION HOSPDEV	Hospital	UCMB	206,196,611	234,066,398	13,934,894	220,131,505
70	517	NAWANYAGO DISPENSARY	HC III	UCMB	6,061,568	7,640,384	789,408	6,850,976
71	517	BUDHATEMWA HEALTH UNIT	HC III	UPMB	6,061,568	7,640,384	789,408	6,850,976
72	517	BUGEYWA HEALTH UNIT	HC III	UPMB	6,061,568	7,640,384	789,408	6,850,976
73	517	NABULEZI HEALTH CENTRE III	HC III	UPMB	6,061,568	7,640,384	789,408	6,850,976
74	517	BUGULUMBYA HEALTH CENTRE II	HC II	UPMB	4,084,969	4,874,377	394,704	4,479,673
75	517	BUPADHENGO FLEP HUNIT	HC II	UPMB	4,084,969	4,874,377	394,704	4,479,673
76	517	KISOZI HEALTH CENTRE	HC II	UPMB	6,061,568	6,850,976	394,704	6,456,272
77	517	LUZINGA HEALTH UNIT	HC II	UPMB	4,084,969	4,874,377	394,704	4,479,673
78	517	NAMINAGE HUNIT	HC II	UPMB	6,061,568	6,850,976	394,704	6,456,272
79	517	NAMISAMBYA HEALTH UNIT	HC II	UPMB	4,084,969	4,874,377	394,704	4,479,673
80	518	PADRE PIO HEALTH UNIT	HC III	UCMB	5,435,203	7,621,728	1,093,262	6,528,465
81	518	KABUGA COU HEALTH UNIT	HC III	UPMB	5,434,971	7,621,496	1,093,262	6,528,233
82	518	KYABENDACOU HEALTH CENTRE	HC III	UPMB	5,434,971	7,621,496	1,093,262	6,528,233
83	518	MABALE COU HEALTH UNIT	HC II	UPMB	3,668,279	4,761,542	546,631	4,214,910
84	519	BWINDI COMMUNITY HOSPITAL	Hospital	UPMB	318,396,360	318,396,360	0	318,396,360
85	519	MAKIRO HC III	HC III	UCMB	3,375,123	4,478,434	551,656	3,926,779
86	519	NYAMWEGABIRA HC III	HC III	UCMB	3,375,123	4,478,434	551,656	3,926,779
87	519	NYAKATARE HC III	HC III	UPMB	3,375,123	4,478,434	551,656	3,926,779
88	519	BUTOGOTA HC II	HC II	UCMB	2,309,375	2,861,031	275,828	2,585,203
89	519	NYAKASHOZI HCII	HC II	UCMB	2,309,375	2,861,031	275,828	2,585,203
90	519	BUGIRI HC II	HC II	UPMB	2,309,375	2,861,031	275,828	2,585,203
91	519	BUKUNGA HC II	HC II	UPMB	2,309,375	2,861,031	275,828	2,585,203

S/N	Vote Code	Account Name	Level	Owner	Annual Budget 2018/19	Annual Budget 2019/20	o/w additional EMHS Credit line for PNFPs (at JMS)	Transfers to health facilities
92	519	BUSHERE HC II	HC II	UPMB	2,309,375	2,861,031	275,828	2,585,203
93	519	KANYASHOGYE HC II	HC II	UPMB	2,309,375	2,861,031	275,828	2,585,203
94	519	KARANGARA HC II	HC II	UPMB	1,392,970	2,861,031	275,828	2,585,203
95	519	KAZINGA HC II	HC II	UPMB	2,309,375	2,861,031	275,828	2,585,203
96	519	KIBIMBIRI HC II	HC II	UPMB	2,309,375	2,861,031	275,828	2,585,203
97	519	KIHEMBE HC II	HC II	UPMB	2,309,375	2,861,031	275,828	2,585,203
98	519	KINAABA COU HC II	HC II	UPMB	2,309,375	2,861,031	275,828	2,585,203
99	519	KITARIRO HC II	HC II	UPMB	2,309,375	2,861,031	275,828	2,585,203
100	519	KYESHERO HC II	HC II	UPMB	2,309,375	2,861,031	275,828	2,585,203
101	519	NYAKINONI HC II	HC II	UPMB	2,309,375	2,861,031	275,828	2,585,203
102	519	RUSHAKA HC II	HC II	UPMB	2,309,375	2,861,031	275,828	2,585,203
103	520	KASEREM HCIII	HC III	UPMB	2,045,431	2,277,134	115,852	2,161,283
104	520	GAMATUI MISSION HCII	HC II	UCMB	1,399,490	1,515,342	57,926	1,457,416
105	521	Kilembe Hospital	Hospital	UCMB	173,491,221	303,826,046	65,167,413	238,658,633
106	521	Kagando Hospital Deleg Fund	Hospital	UPMB	119,305,537	303,826,046	92,260,254	211,565,792
107	521	Rwesande HC IV	HC IV	UPMB	7,067,563	8,323,792	628,114	7,695,677
108	521	St Pauls HC IV	HC IV	UPMB	7,067,563	8,323,792	628,114	7,695,677
109	521	Kasanga PHC HC III	HC III	UCMB	5,300,668	5,928,783	314,057	5,614,725
110	521	Kyarumba PHC HC III	HC III	UCMB	5,300,668	5,928,783	314,057	5,614,725
111	521	St Francis of AssisKitabu	HC III	UCMB	5,300,668	5,928,783	314,057	5,614,725
112	521	Buhaghura HC III	HC III	UPMB	5,300,668	5,928,783	314,057	5,614,725
113	521	Kanamba HC III	HC III	UPMB	5,300,668	5,928,783	314,057	5,614,725
114	521	Kinyamaseke HC III	HC III	UPMB	5,300,668	5,928,783	314,057	5,614,725
115	521	Maliba HC III	HC III	UPMB	5,300,668	5,928,783	314,057	5,614,725
116	521	Mushenene Dispensary	HC III	UPMB	5,300,668	5,928,783	314,057	5,614,725

S/N	Vote Code	Account Name	Level	Owner	Annual Budget 2018/19	Annual Budget 2019/20	o/w additional EMHS Credit line for PNFPs (at JMS)	Transfers to health facilities
117	521	Nyabugando HC III	HC III	UPMB	5,300,668	5,928,783	314,057	5,614,725
118	521	Kyanya SDA HC II	HC II	UPMB	1,559,580	1,873,637	157,029	1,716,608
119	522	TOROMA HC IV	HC IV	UCMB	6,247,959	6,979,617	365,829	6,613,788
120	522	USUK HC III	HC III	UCMB	6,247,959	6,613,788	182,914	6,430,873
121	522	KATAKWI COU HC II	HC II	UPMB	4,174,592	4,357,506	91,457	4,266,049
122	522	NGARIAM COU HC II	HC II	UPMB	4,174,592	4,357,506	91,457	4,266,049
123	523	KANGULUMIRA MISSION HEALTH CEN	HC II	UCMB	3,741,819	4,613,136	435,659	4,177,477
124	523	NAMAGABI KAYUNGA DISPENSARY	HC II	UCMB	3,741,819	4,613,136	435,659	4,177,477
125	523	NAZIGO MISSION DISPENSARYMATER	HC II	UCMB	3,741,819	4,613,136	435,659	4,177,477
126	524	ST LUKE BUJUNI HCIII	HC III	UCMB	3,947,270	8,265,836	2,159,283	6,106,553
127	524	ST DENIS NSONGA HC II	HC II	UCMB	2,105,211	4,264,494	1,079,641	3,184,852
128	525	NABWENDO DISPENSARY	HC III	UPMB	9,037,519	10,509,268	735,875	9,773,394
129	525	BAMUSUUTA HEALTH CENTRE II	HC II	UPMB	3,013,013	3,748,887	367,937	3,380,950
130	526	Mutorele hospital PHC	Hospital	UCMB	116,576,908	147,767,521	15,595,307	132,172,214
131	526	Clare Nsenga Centre II	HC III	PARTNERSHIP	9,928,356	5,538,998	2,769,499	2,769,499
132	526	Kinanira Subdispensary	HC III	UCMB	7,046,813	7,621,634	287,410	7,334,223
133	526	Rutaka Health Centre	HC III	UPMB	7,046,813	8,862,678	907,932	7,954,745
134	527	ST JOSEPH HOSPITAL	Hospital	UCMB	201,671,820	201,671,820	0	201,671,820
135	529	KUMI LEPROSY DELEGATED FUND	Hospital	UPMB	144,841,531	144,841,531	0	144,841,531
136	529	KANAPA HEALTH UNIT (COU)	HC II	UPMB	2,724,399	3,921,844	598,723	3,323,121
137	529	KANYUM NGO UNIT	HC II	UPMB	2,724,399	3,921,844	598,723	3,323,121
138	529	MUKONGORO NGO UNIT	HC II	UPMB	2,724,399	3,921,844	598,723	3,323,121
139	529	NYERO NGO UNIT	HC II	UPMB	2,724,399	3,921,844	598,723	3,323,121

S/N	Vote Code	Account Name	Level	Owner	Annual Budget 2018/19	Annual Budget 2019/20	o/w additional EMHS Credit line for PNFPs (at JMS)	Transfers to health facilities
140	530	KYAKATARA HEALTH CENTRE	HC III	UCMB	2,438,899	5,799,980	1,680,540	4,119,440
141	530	KYEMBOGO HOLY CROSS H UNIT	HC III	UCMB	2,438,899	5,799,980	1,680,540	4,119,440
142	530	KAIHURA HEALTH CENTRE	HC II	UCMB	3,048,623	4,729,163	840,270	3,888,893
143	530	RWIBALE DISPENSARY	HC II	UCMB	3,774,565	5,455,106	840,270	4,614,835
144	530	ST ADOLF HEALTH UNIT	HC II	UCMB	3,788,312	5,468,853	840,270	4,628,582
145	530	ST MARTIN HEALTH UNIT	HC II	UCMB	3,774,565	5,455,106	840,270	4,614,835
146	530	KAGOROHORO SDA H UNIT	HC II	UPMB	3,048,623	4,729,163	840,270	3,888,893
147	531	Ngetta Dispensary	HC III	UCMB	4,315,100	6,561,929	1,123,414	5,438,515
148	531	Amuca SDA Dispensary	HC III	UPMB	4,212,535	6,459,364	1,123,414	5,335,949
149	531	BOROBORO DISPENSARY	HC III	UPMB	4,212,535	6,459,364	1,123,414	5,335,949
150	531	ST. FRANCIS DISPENSARY	HC II	UCMB	4,315,100	5,438,515	561,707	4,876,808
151	532	BISHOP CAESAR ASILI MEMORIAL H	Hospital	UCMB	10,641,100	143,459,553	66,409,226	77,050,326
152	532	HOLY CROSS HEALTH CENTRE	HC III	UCMB	5,117,922	6,655,929	769,003	5,886,925
153	532	KASAALA	HC III	UCMB	5,117,922	6,655,929	769,003	5,886,925
154	532	KATIKAMU KISULE HC	HC III	UCMB	5,117,922	6,655,929	769,003	5,886,925
155	532	NAMALIGA ST LUKE HEALTHCE	HC III	UCMB	5,076,498	6,614,505	769,003	5,845,501
156	532	NATTYOLE HC	HC III	UCMB	5,117,922	6,655,929	769,003	5,886,925
157	532	LUGO HC	HC III	UMMB	5,076,498	6,614,505	769,003	5,845,501
158	532	NAKATONYA HC	HC III	UMMB	5,076,498	6,614,505	769,003	5,845,501
159	532	NJOVU ISLAMIC MEDICAL CENTRE	HC III	UMMB	5,076,498	6,614,505	769,003	5,845,501
160	532	BUGEMA UNV HC	HC III	UPMB	5,117,922	6,655,929	769,003	5,886,925
161	532	MULAJJE HC	HC II	UCMB	3,802,252	4,571,255	384,502	4,186,754
162	532	NANDERE HC	HC II	UCMB	3,802,252	4,571,255	384,502	4,186,754

S/N	Vote Code	Account Name	Level	Owner	Annual Budget 2018/19	Annual Budget 2019/20	o/w additional EMHS Credit line for PNFPs (at JMS)	Transfers to health facilities
163	532	BULAMI ORTHODOX HC	HC II	UOMB	3,802,252	4,571,255	384,502	4,186,754
164	532	ST GEORGE ANOONYA HCEN'T	HC II	UOMB	3,802,252	4,571,255	384,502	4,186,754
165	532	KATIKAMU SDA HC	HC II	UPMB	3,802,252	4,571,255	384,502	4,186,754
166	532	LUTEETE HIVAIDS	HC II	UPMB	3,802,252	4,571,255	384,502	4,186,754
167	532	NDEJJE HC II	HC II	UPMB	3,571,552	4,340,555	384,502	3,956,054
168	533	KITOVU HEALTH CARE COMPLEX	Hospital	UCMB	167,571,808	167,571,808	0	167,571,808
169	533	ARCHBISHOP J CABANA SSUNGA H	HC III	UCMB	4,262,806	4,439,241	88,218	4,351,024
170	533	ST BENEDICT BUTENDE HC III	HC III	UCMB	4,262,806	4,439,241	88,218	4,351,024
171	533	KAKO HC III	HC III	UPMB	4,262,806	4,439,241	88,218	4,351,024
172	533	Nakasojjo Health Centre	HC II	UCMB	2,881,433	2,969,651	44,109	2,925,542
173	535	StFrancis Buluba Hospital	Hospital	UCMB	83,354,741	270,117,534	93,381,396	176,736,138
174	535	Buwaya HC II	HC II	UPMB	2,984,916	4,591,860	803,472	3,788,388
175	535	Kyando HC II	HC II	UPMB	2,984,916	4,591,860	803,472	3,788,388
176	536	SALEM KOLONI HEALTH CENTREMBA	HC IV	UPMB	3,501,733	7,459,460	1,978,863	5,480,596
177	536	NYONDO HEALTH CENTRE MBALE	HC III	UCMB	3,501,733	5,480,596	989,432	4,491,165
178	536	ST AUSTIN DISPENSARY MBALE	HC II	UCMB	2,334,489	3,323,921	494,716	2,829,205
179	536	ST FATIMA GANGAMA HC MBALE	HC II	UCMB	2,334,489	3,323,921	494,716	2,829,205
180	536	Deliverance Church Medical Services: Joy Hospice	HC II	UPMB	2,334,489	3,323,921	494,716	2,829,205
181	536	THORNBURY BUFUMBO HEALTH CENTR	HC II	UPMB	2,334,489	3,323,921	494,716	2,829,205
182	537	Holy Innocents PHC Funds	Hospital	UCMB	18,391,667	65,485,900	23,547,116	41,938,784
183	537	Ruharo Mission Hospital	Hospital	UPMB	30,652,942	109,143,749	39,245,403	69,898,346

S/N	Vote Code	Account Name	Level	Owner	Annual Budget 2018/19	Annual Budget 2019/20	o/w additional EMHS Credit line for PNFPs (at JMS)	Transfers to health facilities
184	537	St Johns Community Health centr	HC III	UPMB	5,355,381	5,355,381	0	5,355,381
185	537	Nyamitanga Health Unit	HC II	UCMB	2,677,947	2,677,947	0	2,677,947
186	537	StFranciskaMakonje Health ce	HC II	UCMB	2,677,947	2,677,947	0	2,677,947
187	537	StJosephs rubindi health centr	HC II	UCMB	2,677,947	2,677,947	0	2,677,947
188	538	Loputuk Health Centre III	HC III	UCMB	7,894,832	9,642,356	873,762	8,768,594
189	538	St Pius Kidepo Rupa Health Centre III	HC III	UCMB	7,894,832	9,642,356	873,762	8,768,594
190	538	Tapac Health Centre III	HC III	UCMB	7,281,831	9,029,355	873,762	8,155,593
191	538	Lotirir Health Centre II	HC II	UPMB	2,770,914	3,644,675	436,881	3,207,795
192	539	MOYO MISSION HCIII	HC IV	UCMB	9,000,000	9,000,000	0	9,000,000
193	539	FR BILBAO MEMORIAL HEALTH CENT	HC III	UCMB	9,000,000	9,000,000	0	9,000,000
194	539	EREPI HEALTH CENTRE II	HC II	UPMB	5,000,000	5,000,000	0	5,000,000
195	540	Nkozi Hospital	Hospital	UCMB	102,627,929	152,272,126	24,822,098	127,450,028
196	540	Ggoli Health Centre	HC III	UCMB	4,264,945	4,945,095	340,075	4,605,020
197	540	Mitala Maria Health Centre III	HC III	UCMB	4,264,945	4,945,095	340,075	4,605,020
198	540	Nswanjere Health Centre III	HC III	UCMB	4,264,945	4,945,095	340,075	4,605,020
199	540	St Luke Kkongge Health Centre I	HC III	UCMB	4,264,945	4,945,095	340,075	4,605,020
200	540	St Monica Katende Health Cent	HC III	UCMB	4,264,945	4,945,095	340,075	4,605,020
201	541	ST JOSEPH MADUDU HC III	HC III	UCMB	5,499,351	9,343,408	1,922,028	7,421,379
202	542	St Francis Nagalama hospital	Hospital	UCMB	61,626,455	231,683,746	85,028,646	146,655,101
203	542	MUKONO COU	HC IV	UPMB	5,204,781	9,670,389	2,232,804	7,437,585
204	542	KYETUME SDA HEALTH CENTRE	HC III	UPMB	3,000,164	5,232,968	1,116,402	4,116,566
205	542	NOAH'S ARK HEALTH CENTRE	HC III	UPMB	2,735,379	4,968,182	1,116,402	3,851,780
206	542	BUKERERE HEALTH CENTRE	HC II	UCMB	2,735,379	3,851,780	558,201	3,293,580

S/N	Vote Code	Account Name	Level	Owner	Annual Budget 2018/19	Annual Budget 2019/20	o/w additional EMHS Credit line for PNFPs (at JMS)	Transfers to health facilities
207	542	GOOD SAMARITAN HC - TAKAJUNGE	HC II	UCMB	2,735,379	3,851,780	558,201	3,293,580
208	542	KASAWO MISSION HEALTH CENTRE	HC II	UCMB	2,735,379	3,851,780	558,201	3,293,580
209	542	NAMUYENJE HEALTH CENTRE	HC II	UPMB	2,735,379	3,851,780	558,201	3,293,580
210	543	ST MATHIAS AMALER HEALTH CENTR	HC III	UCMB	7,840,310	11,638,449	1,899,070	9,739,379
211	543	NABULENGER HEALTH CENTRE II	HC II	PARTNERSHIP	6,839,611	8,738,680	949,535	7,789,146
212	543	KARINGA HEALTH CENTRE III	HC II	UCMB	6,339,261	8,238,331	949,535	7,288,796
213	544	Our Ladyof LOUDES HCIII	HC III	UCMB	5,161,520	6,092,528	465,504	5,627,024
214	544	Mayirikiti HCII	HC II	UPMB	5,161,520	5,627,024	232,752	5,394,272
215	544	Wampiti HCII	HC II	UPMB	5,161,520	5,627,024	232,752	5,394,272
216	545	ST LUKE HOSPITAL DELEGATED FUN	Hospital	UCMB	172,857,050	172,857,050	0	172,857,050
217	545	GOLI HEALTH CENTRE GRANT	HC IV	UPMB	8,615,602	15,643,676	3,514,037	12,129,639
218	545	OUR LADY OF FATIMA ORUSSI HEAL	HC III	UCMB	7,096,272	10,610,309	1,757,018	8,853,291
219	545	PADWOT MIDYERE HEALTH CENTRE I	HC III	UPMB	6,459,427	9,973,464	1,757,018	8,216,446
220	546	ST LUCIA KAGAMBA	HC III	UCMB	5,004,433	6,139,970	567,769	5,572,202
221	546	RUSHOOKA HEALTH UNIT 2	HC II	UCMB	5,004,433	5,572,202	283,884	5,288,318
222	547	Mary Immaculate Health Centre	HC II	UCMB	5,228,589	5,675,891	223,651	5,452,240
223	548	PALLISA MISSION DISPENSARY	HC III	UCMB	4,089,915	7,313,673	1,611,879	5,701,794
224	549	BUYAMBA DISP AND MATERNITY UN	HC III	UCMB	3,829,760	4,889,614	529,927	4,359,687
225	549	Lwamaggwa HC III	HC III	UCMB	11,246,264	12,306,118	529,927	11,776,191
226	549	MBUYE DISPENSARY	HC III	UCMB	3,829,760	4,889,614	529,927	4,359,687

S/N	Vote Code	Account Name	Level	Owner	Annual Budget 2018/19	Annual Budget 2019/20	o/w additional EMHS Credit line for PNFPs (at JMS)	Transfers to health facilities
227	549	ST BERNARDS MANNYA HEALTH CENT	HC III	UCMB	3,829,760	4,889,614	529,927	4,359,687
228	549	KAYAYUMBE HEALTH UNIT CENTER	HC II	UCMB	2,551,464	3,081,391	264,963	2,816,427
229	550	Kisiizi Hospital Delegated Fund	Hospital	UPMB	109,283,563	110,270,890	493,664	109,777,226
230	550	Karoli Lwanga Hospital Nyakibale	Hospital	UCMB	139,529,793	140,517,120	493,664	140,023,457
231	550	Kibirizi HC III	HC III	UCMB	4,575,770	4,575,770	0	4,575,770
232	550	Ndama HC III	HC III	UCMB	4,575,770	4,575,770	0	4,575,770
233	550	Nyakishenyi HC III	HC III	UCMB	4,575,770	4,575,770	0	4,575,770
234	550	Nyarushanje HC III	HC III	UCMB	4,575,770	4,575,770	0	4,575,770
235	550	Rwengiri HC III	HC III	UCMB	4,575,770	4,575,770	0	4,575,770
236	550	Burombe HC III	HC III	UPMB	4,575,770	4,575,770	0	4,575,770
237	550	Rweshama HC II	HC II	PNFP	6,671,869	3,829,770	0	3,829,770
238	550	Kahoko HC II	HC II	UCMB	2,133,400	2,133,400	0	2,133,400
239	550	Rutoma HC II	HC II	UCMB	2,133,400	2,133,400	0	2,133,400
240	550	Burama HC II	HC II	UPMB	4,575,770	4,575,770	0	4,575,770
241	550	Kafunjo HCII	HC II	UPMB	1,569,088	1,973,969	0	1,973,969
242	550	Kafunjo Health Centre II	HC II	UPMB	2,133,400	2,133,400	0	2,133,400
243	550	Katerampungu HC II	HC II	UPMB	2,133,400	2,133,400	0	2,133,400
244	550	Kitojo HC II	HC II	UPMB	1,514,371	2,133,400	0	2,133,400
245	550	Kyamakanda HCII	HC II	UPMB	2,133,400	2,133,400	0	2,133,400
246	550	Mabanga HC II	HC II	UPMB	2,133,400	2,133,400	0	2,133,400
247	550	Masya C.O.U Health Centre II	HC II	UPMB	2,133,400	2,133,400	0	2,133,400
248	550	Mitoma HC II	HC II	UPMB	2,133,400	2,133,400	0	2,133,400
249	550	Murama Health Centre II	HC II	UPMB	987,670	3,829,770	0	3,829,770
250	550	Nyakabungo HC II	HC II	UPMB	2,133,400	2,133,400	0	2,133,400

S/N	Vote Code	Account Name	Level	Owner	Annual Budget 2018/19	Annual Budget 2019/20	o/w additional EMHS Credit line for PNFPs (at JMS)	Transfers to health facilities
251	550	Nyakazinga HC II	HC II	UPMB	2,133,400	2,133,400	0	2,133,400
252	550	Rwabukoba HC II	HC II	UPMB	2,133,400	2,133,400	0	2,133,400
253	550	Rwakigaju HC II	HC II	UPMB	2,133,400	2,133,400	0	2,133,400
254	550	Rwakirungura HC II	HC II	UPMB	2,133,400	2,133,400	0	2,133,400
255	550	Rwerere HC II	HC II	UPMB	4,575,770	4,575,770	0	4,575,770
256	551	NTUUSI DISP R E HCIII	HC III	UCMB	3,802,532	5,735,848	966,658	4,769,190
257	551	ST AGATHA LWEB HCIII	HC III	UCMB	3,601,243	5,534,560	966,658	4,567,902
258	551	ST LUCIEN KATIMBA HCIII	HC III	UCMB	3,802,532	5,735,848	966,658	4,769,190
259	552	BuhuguHealth Centre	HC III	UPMB	3,814,906	4,546,567	365,830	4,180,736
260	553	Katine Catholic Health Centre	HC II	UCMB	3,912,698	4,770,959	429,130	4,341,829
261	553	Madera Catholic Health Centre	HC II	UCMB	2,299,062	3,157,322	429,130	2,728,192
262	554	St anthony hospital	Hospital	UCMB	119,324,071	119,324,071	0	119,324,071
263	554	BENEDICTINE EYE HOSPITAL	HC IV	UCMB	29,163,625	31,389,920	1,113,147	30,276,772
264	554	Mifumi HC III	HC III	CBO	4,878,616	5,991,763	556,574	5,435,189
265	554	St John's Kayoro HC II	HC II	CBO	2,176,533	2,733,106	278,287	2,454,820
266	555	Kisubi Hospital delegated fund	Hospital	UCMB	54,124,062	864,685,204	405,280,571	459,404,633
267	555	Saidina Abubakar Islamic Hospi	Hospital	UMMB	36,396,519	464,685,204	214,144,342	250,540,862
268	555	Kabubbu Health Centre	HC III	NGO	10,329,862	10,845,703	2,840,386	8,005,317
269	555	Lake Victoria Islands Child Ca	HC III	NGO	10,329,862	10,845,703	2,840,386	8,005,317
270	555	Nabbingo Primary Health care f	HC III	NGO	9,837,049	10,599,296	2,840,386	7,758,910
271	555	Buyege Health centre	HC III	UCMB	4,091,315	11,158,304	3,533,495	7,624,809
272	555	St Ulrika Health centre 3	HC III	UCMB	4,091,315	11,158,304	3,533,495	7,624,809
273	555	Taqwa Health Centre	HC III	UMMB	4,091,315	11,158,304	3,533,495	7,624,809
274	555	Mirembe Health Centre	HC III	UPMB	4,400,185	11,467,174	3,533,494	7,933,680
275	555	Nampungwe Health Centre	HC III	UPMB	4,091,315	11,158,304	3,533,495	7,624,809

S/N	Vote Code	Account Name	Level	Owner	Annual Budget 2018/19	Annual Budget 2019/20	o/w additional EMHS Credit line for PNFPs (at JMS)	Transfers to health facilities
276	555	Muzinda Katereke Primary Heal	HC II	UCMB	2,261,769	6,488,372	2,113,301	4,375,071
277	555	SOS Medical centre PHC	HC II	UMMB	2,261,769	6,488,372	2,113,301	4,375,071
278	555	Bbira Dispensary Management Co	HC II	UPMB	2,261,769	6,488,372	2,113,301	4,375,071
279	555	ST LUKE HEALTH CENTRE	HC II	UPMB	4,913,385	9,139,988	2,113,301	7,026,687
280	556	LODONGA HEALTH CENTRE	HC III	UCMB	8,032,987	14,129,988	3,048,500	11,081,488
281	556	KEI HEALTH CENTRE PHC COND GRA	HC III	UPMB	8,032,987	14,129,988	3,048,500	11,081,488
282	556	ALNOOR HC III	HC II	UMMB	3,888,154	6,936,654	1,524,250	5,412,404
283	557	Kachonga HC III	HC III	UCMB	-	17,071,518	785,851	16,285,666
284	557	OUR LADY OF LOURDES, MULAGI HEALTH	HC III	UCMB	7,424,947	8,996,649	785,851	8,210,798
285	558	IBANDA HOSPITAL	Hospital	UCMB	99,989,855	109,093,083	4,551,614	104,541,469
286	559	LOTIM COMM. CLINIC C.O.U	HC II	UPMB	3,915,323	3,915,323	0	3,915,323
287	560	KAKOMA HEALTH CENTRE III	HC III	UCMB	4,147,999	5,740,099	796,050	4,944,049
288	560	KYABIRUKWA HEALTH UNIT	HC III	UCMB	4,147,999	5,740,099	796,050	4,944,049
289	560	BUHUNGIRO HEALTH CENTRE II	HC II	UCMB	2,765,169	3,561,219	398,025	3,163,194
290	560	KABUYANDA HEALTH CENTRE	HC II	UCMB	2,765,169	3,561,219	398,025	3,163,194
291	560	ST LUKE KISYORO HEALTH UINIT	HC II	UPMB	2,765,169	3,561,219	398,025	3,163,194
292	561	ST. FRANCIS BUDINI HEALTH CENTRE	HC III	UCMB	3,746,373	6,524,536	1,389,081	5,135,454
293	561	BUYUGE HEALTH UNIT	HC II	UPMB	2,133,892	3,522,974	694,541	2,828,433
294	561	KALIRO Flep Health Centre II	HC II	UPMB	2,133,892	3,522,974	694,541	2,828,433
295	561	NABIGWALI HEALTH UNIT	HC II	UPMB	5,845,009	7,234,091	694,541	6,539,550
296	562	RUSHERE COMMUNITY HEALTH PROG	Hospital	CBO	159,982,280	159,982,280	79,991,140	79,991,140
297	562	ST MARY'S HC III KYEIBUZA	HC III	UCMB	9,060,179	9,060,179	0	9,060,179

S/N	Vote Code	Account Name	Level	Owner	Annual Budget 2018/19	Annual Budget 2019/20	o/w additional EMHS Credit line for PNFPs (at JMS)	Transfers to health facilities
298	564	Amai Hospital	Hospital	UPMB	76,277,120	99,544,870	11,633,875	87,910,995
299	564	Community health centre alemer	HC II	CBO	2,500,000	2,891,492	195,746	2,695,746
300	565	AMUCU HEALTH CENTRE III	HC III	UCMB	6,644,375	8,651,054	1,003,340	7,647,714
301	565	ST CLARE ORUNGO HEALTH CENTRE	HC III	UCMB	8,688,798	10,695,477	1,003,340	9,692,137
302	565	ST MICHAEL HEALTH CARE FOUNDATION	HC III	UCMB	6,935,603	8,942,282	1,003,340	7,938,942
303	565	ABEKO HEALTH CENTRE 2 PHC	HC II	UPMB	7,359,923	8,363,262	501,670	7,861,593
304	565	AMURIA CoU HC II	HC II	UPMB	4,088,846	5,092,186	501,670	4,590,516
305	566	Butiru Chrisco HCIII	HC III	UPMB	5,331,948	7,301,041	984,547	6,316,494
306	566	Butiru Holy Family	HC II	UCMB	1,543,459	2,528,005	492,273	2,035,732
307	566	BUBULO WALANGA COU DISP	HC II	UPMB	1,739,899	2,724,445	492,273	2,232,172
308	567	BUKWOHEALTHCENTRE	HC IV	UCMB	4,639,890	4,952,762	156,436	4,796,326
309	568	ArchBishop Kiwanuka DHSP	HC III	UCMB	4,174,267	4,686,453	256,093	4,430,360
310	568	Bukalammuli Health Centre	HC III	UCMB	2,782,842	3,295,028	256,093	3,038,935
311	568	Cardinal Nsubuga Memorial HC I	HC III	UCMB	4,174,267	4,686,453	256,093	4,430,360
312	568	Kambaala HC III	HC III	UCMB	4,174,267	4,686,453	256,093	4,430,360
313	568	St Noa Buyambi HC II	HC III	UCMB	2,782,842	3,295,028	256,093	3,038,935
314	568	ST. PADREPIO HC III/GOVERN	HC III	UCMB	4,174,267	4,686,453	256,093	4,430,360
315	568	Lulagala HC III	HC III	UPMB	4,174,267	4,686,453	256,093	4,430,360
316	568	Namutamba HC III	HC III	UPMB	4,174,267	4,686,453	256,093	4,430,360
317	568	Holy Family Nalugi HC II	HC II	UCMB	2,782,842	3,038,935	128,047	2,910,888
318	569	Kiwoko Hospital	Hospital	UPMB	73,614,148	73,614,148	0	73,614,148
319	569	Kirema HCIII	HC III	UPMB	957,428	2,423,404	732,988	1,690,416
320	569	Kabogwe HCII	HC II	UCMB	957,428	1,690,416	366,494	1,323,922

S/N	Vote Code	Account Name	Level	Owner	Annual Budget 2018/19	Annual Budget 2019/20	o/w additional EMHS Credit line for PNFPs (at JMS)	Transfers to health facilities
321	569	Lusanja HC II	HC II	UCMB	957,428	1,690,416	366,494	1,323,922
322	569	Namusale HC II	HC II	UPMB	957,428	1,690,416	366,494	1,323,922
323	569	St John's Bukatira HCII	HC II	UPMB	957,428	1,690,416	366,494	1,323,922
324	570	AmuruHealth Centre III	HC III	UCMB	8,551,129	9,185,437	317,154	8,868,283
325	570	Pabbo Health Centre III	HC III	UCMB	8,551,129	9,185,437	317,154	8,868,283
326	570	Keyo Health Centre II	HC II	UPMB	4,275,565	4,592,718	158,577	4,434,142
327	571	NAMENGOHEALTH CENTRE III	HC III	UCMB	8,548,545	9,856,014	653,735	9,202,280
328	572	Aber hospital Operations	Hospital	UCMB	173,521,000	241,806,350	34,142,675	207,663,675
329	572	Iceme Health Centre III	HC III	PARTNERSHIP	14,075,061	12,794,439	2,878,454	9,915,985
330	572	Minakulu Health Centre III	HC III	UCMB	7,037,531	9,092,323	1,027,396	8,064,927
331	573	MORULEM PNFP HOSPITAL	HC III	UCMB	42,453,141	42,453,141	0	42,453,141
332	573	KANU PNFP HOSPITAL	HC II	UPMB	13,503,705	13,503,705	0	13,503,705
333	574	BUGOBI HC II (NGO)	HC II	PARTNERSHIP	3,855,484	4,134,781	139,649	3,995,133
334	574	IVUKULA HC II	HC II	UPMB	1,927,742	2,207,039	139,649	2,067,391
335	574	KIGALAMA HC II	HC II	UPMB	1,927,742	2,207,039	139,649	2,067,391
336	574	MPULIRA HC II	HC II	UPMB	1,927,742	2,207,039	139,649	2,067,391
337	574	NAMALEMBA HC II	HC II	UPMB	1,927,742	2,207,039	139,649	2,067,391
338	574	NAWAIKONA HC II	HC II	UPMB	1,927,742	2,207,039	139,649	2,067,391
339	574	NAWAMPANDU HC II	HC II	UPMB	1,927,742	2,207,039	139,649	2,067,391
340	575	Amuda HC II (UMCB HC)	HC II	UCMB	7,584,000	7,584,000	0	7,584,000
341	577	Maracha Hospital Delegated	Hospital	UCMB	138,101,485	140,650,826	1,274,671	139,376,155
342	577	YIVU ABEA HEALTH CENTER GENERAL FU	HC III	UPMB	12,953,665	12,970,285	8,310	12,961,975
343	578	BUKEDEA MISSION HC II	HC II	UCMB	6,345,082	7,043,378	349,148	6,694,230
344	578	KACHUMBALA MISSION DISPENSARY	HC II	UCMB	6,345,082	7,043,378	349,148	6,694,230

S/N	Vote Code	Account Name	Level	Owner	Annual Budget 2018/19	Annual Budget 2019/20	o/w additional EMHS Credit line for PNFPs (at JMS)	Transfers to health facilities
345	579	Bukigai SDA Health Centre II	HC II	UPMB	1,594,498	3,254,909	830,205	2,424,703
346	579	Namaitu COUHealth Centre II	HC II	UPMB	1,594,498	3,254,909	830,205	2,424,703
347	580	ST ELIZABETH KIJJUKIZO DISPENSARY	HC III	UCMB	3,791,939	3,948,693	78,377	3,870,316
348	580	LYANTONDE MUSLIM HEALTH CENTRE	HC III	UMMB	5,731,122	5,887,876	78,377	5,809,499
349	581	AMUDAT HOSP DELEG FUND	Hospital	UPMB	100,841,584	103,491,080	1,324,748	102,166,332
350	582	Nkokonjeru hospital delegated	Hospital	UCMB	62,086,388	82,589,958	10,251,785	72,338,173
351	582	Nyenga hospital delegated fund	Hospital	UCMB	61,476,287	81,778,375	10,151,044	71,627,331
352	582	St Charles Lwanga hospital	Hospital	UCMB	21,955,817	29,206,563	3,625,373	25,581,190
353	582	Makonge health centre III	HC III	UPMB	4,897,060	6,783,227	943,084	5,840,144
354	582	Kavule Dispensary	HC II	UCMB	3,261,988	4,205,072	471,542	3,733,530
355	582	Kisimba Muslim	HC II	UMMB	3,261,988	4,205,072	471,542	3,733,530
356	583	ST. MATIA MULUMBA IRUNDU HC	HC III	UCMB	5,700,263	11,318,641	2,809,189	8,509,452
357	583	WESUNIRE HEALTH CENTRE	HC III	UCMB	5,790,673	11,409,052	2,809,189	8,599,863
358	583	Kigingi COU Project	HC III	UPMB	5,790,673	11,409,052	2,809,189	8,599,863
359	583	WESUNIRE FLEP BUSOGA HEALTH CENTRE	HC II	UCMB	2,193,461	5,002,650	1,404,595	3,598,056
360	583	Buyanja SDA Dispensary	HC II	UPMB	2,193,461	5,002,650	1,404,595	3,598,056
361	583	NAMULIKYA HEALTH UNIT	HC II	UPMB	4,386,923	7,196,112	1,404,595	5,791,517
362	584	ST THEREZA WEKOMIRE	HC III	UCMB	5,816,396	11,876,980	3,030,292	8,846,688
363	585	ST PETER AND PAUL HC III	HC III	UCMB	7,157,473	8,318,123	580,325	7,737,798
364	586	ALIWANG HEALTH CENTRE III	HC III	UCMB	8,925,386	10,535,437	805,026	9,730,412
365	587	Nyapea Hospital Delegated Fund	Hospital	UCMB	117,862,382	164,494,879	23,316,249	141,178,630
366	587	PAKADHA HEALTH CENTRE III	HC III	CBO	5,000,000	5,590,917	295,458	5,295,458

S/N	Vote Code	Account Name	Level	Owner	Annual Budget 2018/19	Annual Budget 2019/20	o/w additional EMHS Credit line for PNFPs (at JMS)	Transfers to health facilities
367	587	AGIERMACH HEALTH CENTRE III	HC III	UCMB	7,943,778	8,534,695	295,458	8,239,237
368	587	ZUMBO HEALTH CENTRE III	HC III	UPMB	7,943,778	8,534,695	295,458	8,239,237
369	587	WARR ISLAMIC HEALTH CENTRE III	HC II	UMMB	5,347,580	5,643,039	147,729	5,495,310
370	588	ALANYI DISPENSARY	HC III	UCMB	2,362,919	5,880,083	1,758,582	4,121,501
371	588	ALOI ONGOM	HC III	UCMB	4,070,062	7,587,226	1,758,582	5,828,644
372	588	ABAKO ELIM HC II	HC II	UPMB	5,513,475	7,272,057	879,291	6,392,766
373	589	TUNYI DISPENSARY	HC II	UCMB	1,524,454	2,444,705	460,126	1,984,579
374	590	LINGIRA YOUTH WITH A MISSION	HC II	UPMB	3,561,594	5,010,827	724,617	4,286,211
375	591	Bukalagi Health Centre.	HC III	UCMB	4,301,639	5,773,116	735,739	5,037,378
376	592	KATULIKIRE HEALTH CENTRE	HC III	UCMB	5,373,968	9,272,128	1,949,080	7,323,048
377	592	ST MARY'SKIGUMBA HEALTH CEN	HC III	UCMB	5,373,968	9,272,128	1,949,080	7,323,048
378	592	ST THADDEUS KARUNGU HEALTH CE	HC III	UCMB	5,373,968	9,272,128	1,949,080	7,323,048
379	593	MAWUNDO Health Centre III	HC III	UPMB	4,235,691	5,858,590	811,450	5,047,141
380	593	NAWANSEGA Health CentreIII	HC III	UPMB	4,235,691	5,858,590	811,450	5,047,141
381	593	BUSALAMU Health Centre II	HC II	UPMB	2,798,943	3,610,393	405,725	3,204,668
382	593	BUTTERMAN OUTREACH CENTRE HEALTH	HC II	UPMB	2,798,943	3,610,393	405,725	3,204,668
383	593	Nawanyago Health Centre II (NGO)	HC II	UPMB	2,798,943	3,610,393	405,725	3,204,668
384	594	BUSIRO CHURCH OF GOD	HC III	UPMB	3,129,182	5,579,239	1,225,029	4,354,211
385	594	ST MATIA MULUMBA HU BUSWALE	HC II	UCMB	3,129,182	4,354,211	612,514	3,741,696
386	595	STELLA MARIS NTOROKO HEALTH UNIT	HC II	UCMB	4,876,707	4,924,603	23,948	4,900,655
387	596	KIDETOK MISSION HC III	HC III	UCMB	4,076,546	7,200,659	1,562,057	5,638,602

S/N	Vote Code	Account Name	Level	Owner	Annual Budget 2018/19	Annual Budget 2019/20	o/w additional EMHS Credit line for PNFPs (at JMS)	Transfers to health facilities
388	596	KYERE MISSION HC III	HC III	UCMB	4,076,546	7,200,659	1,562,057	5,638,602
389	596	KATETA C.O.U HEALTH CENTRE	HC II	UPMB	2,038,272	3,600,329	781,028	2,819,300
390	596	MIRIA HC II	HC II	UPMB	2,038,272	3,600,329	781,028	2,819,300
391	597	St Balikudembe DMU	HC II	UCMB	5,271,889	6,634,084	681,097	5,952,987
392	597	StTheresa Health Centre II Nd	HC II	UCMB	3,116,779	4,478,974	681,097	3,797,877
393	597	Bukwiri COU Dispensary	HC II	UPMB	3,116,779	4,478,974	681,097	3,797,877
394	597	Masodde Social Service	HC II	UPMB	3,116,779	4,478,974	681,097	3,797,877
395	598	VILLA MARIA HOSPITAL	Hospital	UCMB	93,493,397	114,851,539	10,679,071	104,172,468
396	598	KYAMULIBWA HEALTH CENTRE IV	HC IV	UCMB	5,065,095	7,579,165	1,257,035	6,322,130
397	598	ST MONOCA BIRONGO HEALTH CENTR	HC III	UCMB	2,532,548	3,789,582	628,517	3,161,065
398	598	KABUNGO HEALTH CENTRE III	HC III	UPMB	3,759,701	5,016,736	628,517	4,388,219
399	598	KALUNGI HEALTH CENTRE III	HC III	UPMB	3,759,701	5,016,736	628,517	4,388,219
400	598	BWANDA HEALTH CENTRE EYECARE	HC II	UCMB	2,532,548	3,161,065	314,259	2,846,806
401	598	KABUKUNGE MUSLIM HEALTH CENTRE	HC II	UMMB	2,759,701	3,388,219	314,259	3,073,960
402	598	WELLSPRING CHILDREN MEDICAL CEN	HC II	UPMB	3,759,701	4,388,219	314,259	4,073,960
403	599	Kyamaganda HC	HC III	UCMB	3,754,731	6,556,717	1,400,993	5,155,724
404	599	Nkoni HC	HC III	UCMB	3,754,731	6,556,717	1,400,993	5,155,724
405	599	St Francis Mbirizi HC	HC III	UCMB	3,882,229	6,684,215	1,400,993	5,283,222
406	599	Makondo HC	HC II	UCMB	3,182,047	4,465,048	641,500	3,823,547
407	599	Munathammat HC	HC II	UMMB	2,476,623	3,277,616	400,496	2,877,119
408	599	Kimwanyi cou	HC II	UPMB	3,754,731	4,555,724	400,496	4,155,227
409	599	KitooroLuyembe HC	HC II	UPMB	4,086,213	4,887,206	400,496	4,486,710

S/N	Vote Code	Account Name	Level	Owner	Annual Budget 2018/19	Annual Budget 2019/20	o/w additional EMHS Credit line for PNFPs (at JMS)	Transfers to health facilities
410	600	BUYOGA HEALTH CENTRE PHC	HC III	UCMB	2,676,826	4,184,561	753,868	3,430,693
411	600	KITAASA HCIII	HC III	UCMB	2,676,826	4,184,561	753,868	3,430,693
412	600	MAKUKUULU HEALTH CENTRE PHC	HC III	UCMB	2,676,826	4,184,561	753,868	3,430,693
413	600	KABIGI HCIII	HC III	UMMB	2,676,826	4,184,561	753,868	3,430,693
414	600	KAWOKO HCIII	HC III	UMMB	2,676,826	4,184,561	753,868	3,430,693
415	600	LUYTAYITA HCIII	HC III	UPMB	2,676,826	4,184,561	753,868	3,430,693
416	601	Nyakatsiro Health Centre III	HC III	UCMB	2,175,715	3,767,180	795,733	2,971,448
417	601	PHC Bubangizi Health Centre II	HC III	UCMB	2,175,715	3,767,180	795,733	2,971,448
418	601	Nyakizinga Health Centre II	HC II	UCMB	2,175,715	2,971,448	397,866	2,573,581
419	601	Rurama Health Centre II	HC II	UPMB	2,175,715	2,971,448	397,866	2,573,581
420	602	RUGAZI MISSIONDISPENSARY	HC II	UCMB	2,930,625	3,366,711	218,043	3,148,668
421	602	RUTOTO DISPENSARY PHC	HC II	UPMB	2,930,625	3,366,711	218,043	3,148,668
422	603	Ngora Hospital Delegated	Hospital	UPMB	187,352,979	224,866,146	18,756,583	206,109,563
423	603	St Anthony NGO Health Center I	HC II	UCMB	3,517,761	4,250,722	366,481	3,884,242
424	604	ST KIZITO MATANY HOSPITAL	Hospital	UCMB	293,200,372	293,200,371	0	293,200,371
425	604	KANGOLE HC III	HC III	UCMB	10,445,187	12,773,464	1,164,139	11,609,325
426	606	GOOD SHEPHERD HC 11	HC II	UPMB	5,112,202	7,461,700	1,174,749	6,286,951
427	606	ST ANDREW HC 11	HC II	UPMB	5,112,202	7,461,700	1,174,749	6,286,951
428	606	WII ANAKA CU COM HC 11	HC II	UPMB	5,112,202	7,461,700	1,174,749	6,286,951
429	607	Aboke Mission HC II	HC II	UCMB	4,962,214	6,357,245	697,516	5,659,730
430	608	Kibibi Nursing Home	HC III	UMMB	2,897,732	4,289,282	695,775	3,593,507
431	608	KiddawalimeNursing Home	HC II	UMMB	2,151,316	2,847,091	347,888	2,499,203
432	608	Bugobango Dispensary	HC II	UPMB	2,151,316	2,847,091	347,888	2,499,203

S/N	Vote Code	Account Name	Level	Owner	Annual Budget 2018/19	Annual Budget 2019/20	o/w additional EMHS Credit line for PNFPs (at JMS)	Transfers to health facilities
433	609	NYAKASHOGA HEALTHCENTRE II	HC II	UCMB	1,395,637	1,465,364	34,863	1,430,500
434	609	ST CLARET HEALTH CENTRE II	HC II	UCMB	1,395,637	1,465,364	34,863	1,430,500
435	609	NYAMABAARE HEALTH CENTRE II	HC II	UPMB	1,395,637	1,465,364	34,863	1,430,500
436	610	Butare Health Centre	HC III	UCMB	6,358,113	8,846,363	1,244,125	7,602,238
437	610	Kikamba HCII	HC II	UPMB	3,179,057	4,423,182	622,063	3,801,120
438	611	Dr Ambrosoli Memorial Hospital	Hospital	UCMB	275,424,533	275,424,533	0	275,424,533
439	612	Likil HC II	HC II	UCMB	1,574,386	1,991,542	208,578	1,782,964
440	612	Kabelyo HC II	HC II	UPMB	1,574,386	1,991,542	208,578	1,782,964
441	612	Kongta HC II	HC II	UPMB	1,574,386	1,991,542	208,578	1,782,964
442	613	BANYATEREZA SIST KINYARU	HC III	UCMB	5,474,210	9,279,341	1,902,565	7,376,776
443	613	KAHUNDE SUBDISPENSARY II	HC III	UCMB	2,919,579	6,724,709	1,902,565	4,822,144
444	613	MUGALIKE HC III	HC III	UCMB	5,474,210	9,279,341	1,902,565	7,376,776
445	614	ST MARYS HC III KAKINDO	HC III	UCMB	3,702,404	8,231,862	2,264,729	5,967,133
446	614	BETANIA H C II	HC II	CBO	1,974,616	4,239,345	1,132,365	3,106,980
447	614	BUKUMI HC II	HC II	UCMB	1,974,616	4,239,345	1,132,365	3,106,980
448	614	MPASAANA HC II	HC II	UCMB	1,974,616	4,239,345	1,132,365	3,106,980
449	614	NCWANGA HC II	HC II	UPMB	1,974,616	4,239,345	1,132,365	3,106,980
450	615	OPIT HEALTH CENTER II	HC II	UCMB	10,093,799	10,158,946	32,573	10,126,372
451	615	STJOSEPH MINAKULU HEALTH CENTE	HC II	UCMB	6,729,199	6,794,346	32,573	6,761,773
452	616	Muko Parish III	HC III	UCMB	9,033,511	9,495,952	231,221	9,264,731
453	616	Rubanda PHC III	HC III	UCMB	7,728,753	8,191,195	231,221	7,959,974
454	616	Hakishenyi HC II	HC II	UCMB	5,221,164	5,452,385	115,610	5,336,775
455	616	Kakore HC II	HC II	UCMB	5,221,164	5,452,385	115,610	5,336,775

S/N	Vote Code	Account Name	Level	Owner	Annual Budget 2018/19	Annual Budget 2019/20	o/w additional EMHS Credit line for PNFPs (at JMS)	Transfers to health facilities
456	616	Kishanje HC II	HC II	UCMB	3,916,407	4,147,628	115,610	4,032,017
457	616	Kyenya HC II	HC II	UPMB	3,916,407	4,147,628	115,610	4,032,017
458	616	Ruhija HC II	HC II	UPMB	3,916,407	4,147,628	115,610	4,032,017
459	617	Magale HCIV	HC IV	UCMB	13,367,977	19,430,792	3,031,408	16,399,385
460	617	Bupoto COU	HC II	UPMB	1,543,459	3,059,162	757,852	2,301,311
461	617	BUWASUNGUYI HCII	HC II	UPMB	1,543,459	3,059,162	757,852	2,301,311
462	618	PAKWACH MISSION HEALTH CENTRE	HC III	UCMB	6,459,427	8,320,010	930,292	7,389,719
463	618	NYARIEGI HEALTH CENTRE II	HC II	UPMB	2,826,895	3,757,186	465,146	3,292,040
464	618	PACHORA HEALTH CENTRE II	HC II	UPMB	2,912,645	3,842,936	465,146	3,377,791
465	619	KAKORO SDAHEALTH CENTRE II	HC II	UPMB	2,012,048	2,012,048	0	2,012,048
466	620	Kakatunda HC III	HC III	UCMB	4,081,547	4,202,904	60,678	4,142,226
467	620	Kitanga HC III	HC III	UCMB	6,870,919	6,992,276	60,678	6,931,598
468	620	Kihanga HC III	HC III	UPMB	4,949,292	5,070,649	60,678	5,009,970
469	620	Kamwezi Kashekye Health Unit	HC II	UCMB	3,299,678	3,360,356	30,339	3,330,017
470	620	Muhanga HC II	HC II	UPMB	3,299,678	3,360,356	30,339	3,330,017
471	620	Nyakarambi HC II	HC II	UPMB	3,299,678	3,360,356	30,339	3,330,017
472	621	BIKIRA HEALTH CENTRE	HC III	UCMB	3,829,760	3,879,130	24,685	3,854,445
473	621	STDENIS HEALTH CENTRE KYANGO	HC III	UCMB	3,829,760	3,879,130	24,685	3,854,445
474	621	KYOTERA MUSLIM HEALTH CENTRE I	HC III	UMMB	3,829,760	3,879,130	24,685	3,854,445
475	621	BETHLEHEM M DISPENSARY DELIGAT	HC II	UCMB	3,829,760	3,854,445	12,343	3,842,103
476	621	NAZARETH DISPENSARY AND MATERN	HC II	UCMB	2,551,464	2,576,149	12,343	2,563,807
477	621	ST CHARLES KABUWOKO PARISH DIS	HC II	UCMB	3,829,760	3,854,445	12,343	3,842,103

S/N	Vote Code	Account Name	Level	Owner	Annual Budget 2018/19	Annual Budget 2019/20	o/w additional EMHS Credit line for PNFPs (at JMS)	Transfers to health facilities
478	621	ST MARTIN DOM KABUWOKO	HC II	UCMB	2,551,464	2,576,149	12,343	2,563,807
479	621	STJUDE SSANJE HEALTH CENTRE	HC II	UCMB	3,829,760	3,854,445	12,343	3,842,103
480	621	NAKASOGA MUSLIM DISPENSARY	HC II	UMMB	2,551,464	2,576,149	12,343	2,563,807
481	622	Yerya Health Center	HC III	UCMB	5,822,302	5,907,590	42,644	5,864,946
482	622	Mitandi Health Centre III	HC III	UPMB	5,822,302	5,907,590	42,644	5,864,946
483	623	NABILATUK MISSION HEALTH II	HC II	UCMB	6,339,261	8,575,064	1,117,902	7,457,163
484	623	NAYONAI ANGIKALIO HEALTH CENTRE II	HC II	UCMB	2,248,020	4,483,823	1,117,902	3,365,922
485	624	IBULANKU HC111	HC III	UPMB	2,929,777	4,357,016	713,620	3,643,396
486	624	BUKOTEKA HC II	HC II	UPMB	2,929,777	3,643,396	356,810	3,286,587
487	624	BULYANSIME HCII	HC II	UPMB	2,929,777	3,643,396	356,810	3,286,587
488	624	NAMALEMBA HCII	HC II	UPMB	2,929,777	3,643,396	356,810	3,286,587
489	625	St Gabriel Mirembe Maria	HC III	UCMB	5,499,351	7,563,734	1,032,192	6,531,543
490	625	St Matia Mulumba HC III	HC III	UCMB	5,499,351	7,563,734	1,032,192	6,531,543
491	625	Kakungube Health Centre	HC II	UMMB	2,635,608	3,667,799	516,096	3,151,704
492	625	Kigalama Dispensary	HC II	UPMB	2,635,608	3,667,799	516,096	3,151,704
493	625	KITOKOLO HEALTH CENTRE	HC II	UPMB	2,635,608	3,667,799	516,096	3,151,704
494	625	Kyannamugera HC II	HC II	UPMB	2,749,680	3,781,872	516,096	3,265,776
495	626	ABEDOBER HEALTH CENTRE	HC III	UCMB	5,647,135	7,676,851	1,014,858	6,661,993
496	626	ADUKU MATERNITY UNIT	HC II	UCMB	2,823,567	3,838,424	507,429	3,330,995
497	627	ST FRANCIS DISPENSARY ACUMET	HC III	UCMB	6,644,375	6,877,136	116,381	6,760,756
498	628	Munteme Health Unit	HC II	UCMB	2,118,678	4,065,773	973,548	3,092,225
499	632	KICWAMBA CATHOLIC DISPENSARY	HC II	UCMB	3,668,279	5,204,099	767,910	4,436,189

S/N	Vote Code	Account Name	Level	Owner	Annual Budget 2018/19	Annual Budget 2019/20	o/w additional EMHS Credit line for PNFPs (at JMS)	Transfers to health facilities
500	632	KAKASI COU HEALTH CENTRE III	HC II	UPMB	3,668,279	5,204,099	767,910	4,436,189
501	633	Anyiribu Health Centre II com	HC III	UPMB	6,779,799	7,750,924	485,562	7,265,362
502	633	ST LUKE KATYIHCHII	HC III	UPMB	6,779,799	7,750,924	485,562	7,265,362
503	633	Uleppi parish dispensary	HC II	UCMB	4,521,899	5,007,462	242,781	4,764,681
504	634	KADEPO MISSION SUB DISPENSARY	HC II	UCMB	3,915,323	3,915,323	0	3,915,323
505	635	Lwala Hospital delegated Fund	Hospital	UCMB	74,529,793	60,232,559	0	60,232,559
506	754	ST MAURTZ HEALTH CENTER II	HC II	UCMB	11,500,574	13,604,501	1,051,963	12,552,538
507	754	ST PHILPS HEALTH CENTER II	HC II	UPMB	11,500,574	13,604,501	1,051,963	12,552,538
508	758	PAG HC IV	HC IV	UPMB	2,902,474	15,466,497	6,282,012	9,184,485
509	760	CURE CHILDRENS' HOSPITAL MBALE	Hospital	UPMB	60,000,002	49,212,413	0	49,212,413
510	760	AHAMADIYA MUSLIM MEDICAL CENTR	HC II	UMMB	3,501,733	4,263,662	0	4,263,662
511	760	ISLAMIC UNIVERSITY HEALTH CENT'	HC II	UMMB	2,334,489	3,096,418	380,964	2,715,454
512	761	Mbarara muslim health centre	HC II	UMMB	5,355,381	7,391,414	1,018,016	6,373,397
513	763	St Peters COU Dispensary	HC II	UPMB	2,299,062	2,535,583	118,261	2,417,322
514	770	Katadoba HC III	HC III	UMMB	5,300,668	9,004,886	1,852,109	7,152,777
515	771	Azur Christian Health Centre p	HC III	UPMB	2,957,764	8,753,555	2,897,896	5,855,659
516	773	IGANGA UMSC CLINIC HC 111	HC III	UMMB	5,821,185	10,601,289	2,390,052	8,211,237
517	774	Nyamigisa HC II	HC II	UCMB	3,919,947	6,775,355	1,427,704	5,347,651
518	778	North Kigezi HC IV	HC IV	UPMB	6,987,029	11,125,148	2,069,060	9,056,088
519	778	Kyatoko HC II	HC II	UPMB	2,133,400	3,167,930	517,265	2,650,665
520	779	Jinja Kalori St Charles Lwanga	HC II	UCMB	-	5,980,655	1,123,590	4,857,065
521	780	St Magdalene Health Centre	HC II	UCMB	3,275,590	6,260,142	1,492,276	4,767,866

S/N	Vote Code	Account Name	Level	Owner	Annual Budget 2018/19	Annual Budget 2019/20	o/w additional EMHS Credit line for PNFPs (at JMS)	Transfers to health facilities
522	781	Zia Angelina Health Centre	HC III	UCMB	6,051,869	16,255,986	5,102,059	11,153,927
523	781	Bweyogerere Health Centre UMMB	HC II	UMMB	6,051,869	11,153,927	2,551,029	8,602,898
524	781	Kireka SDA Dispensary	HC II	UPMB	6,051,869	11,153,927	2,551,029	8,602,898
525	781	Wellspring Health Centre	HC II	UPMB	2,422,625	7,524,684	2,551,029	4,973,654
526	783	St Jude Naama HC II	HC III	UCMB	2,487,372	5,183,537	1,348,082	3,835,454
527	783	St Luke's Health Centre	HC III	UCMB	3,731,062	6,427,226	1,348,082	5,079,144
528	783	UMSC Mityana Health Centre	HC III	UMMB	4,174,267	6,870,431	1,348,082	5,522,349
529	783	Maama Norah HC II	HC II	UPMB	2,487,372	3,835,454	674,041	3,161,413
530	784	Church of Uganda Dispensary	HC II	UPMB	10,940,206	12,611,529	835,662	11,775,868
531	785	KOBOKO MISSION HEALTH CENTRE	HC III	UCMB	8,602,819	54,040,926	22,719,053	31,321,872
532	788	Lugazi Muslim	HC II	UMMB	5,454,167	8,320,290	1,433,061	6,887,229
533	788	Lugazi Mission HC	HC II	UPMB	5,454,167	8,320,290	1,433,061	6,887,229
534	789	KAMULI VSC PHC CLINIC	HC II	UPMB	9,682,998	11,674,298	995,650	10,678,648
535	791	IBANDA MISSION	HC III	UPMB	696,485	3,729,825	516,670	3,213,155
536	792	St Francis health care Njeru	HC III	UCMB	2,870,740	7,558,899	2,344,079	5,214,819
537	792	Bukaya health centre	HC II	UPMB	1,912,233	4,256,312	1,172,040	3,084,273
538	796	MUSHANGAHEALTH CENTREIII	HC III	UCMB	2,157,102	3,395,766	619,332	2,776,434
539	796	KIHUNDA HEALTH CENTRE III	HC III	UPMB	2,157,102	3,395,766	619,332	2,776,434
540	797	KANAWAT HEALTH CENTRE III	HC III	UCMB	22,799,718	22,799,718	0	22,799,718
541	797	LOSILANG HEALTH CENTRE II	HC II	UCMB	22,799,718	22,799,718	0	22,799,718
542	797	DCDS NORTH KARAMOJA HEALTH CEN	HC II	UPMB	22,799,718	22,799,718	0	22,799,718
TOTAL					7,782,565,889	12,002,826,772	2,205,850,007	9,796,676,765

Annex 3f. PHC Development ad hoc FY 2019/20

S/N	Vote	Vote name	Purpose	Amount
1	509	Hoima D.	To rehabilitate the maternity ward at Kigorobya HC IV	200,000,000
2	512	Kabale D.	To renovate the surgical theatre, maternity ward and OPD at Rubaya HC IV	300,000,000
3	514	Kaberaido D.	To support the existing infrastructure to finalise the upgrade of Kaberaido HC IV to general hospital	700,000,000
4	518	Kamwenge D.	To support the existing infrastructure to finalise the upgrade of Rukunyu HC IV to general hospital	700,000,000
5	524	Kibaale D.	To construct staff houses at Mayisuka HCIII	300,000,000
6	525	Kiboga D.	To rehabilitate Kiboga District Hospital	579,900,000
7	532	Luwero D.	To upgrade of Kasana HC IV to General Hospital	720,000,000
8	537	Mbarara D.	To construct staff houses at Rubaya HC III	100,000,000
9	542	Mukono D.	To support the existing infrastructure to finalise the upgrade of Mukono HC IV to general hospital	750,000,000
10	545	Nebbi D.	To rehabilitate the maternity ward at Goli HC IV	150,000,000
11	563	Koboko D.	To support the existing infrastructure to finalise the upgrade from Konoko HC IV to general hospital	700,000,000
12	565	Maracha D.	TO support the construction of Maracha HC IV	700,000,000
13	583	Buyende D.	Upgrade Bugaya HC III to HC IV	400,000,000
TOTAL				6,299,900,000

Annex 3g. Schedule for upgrading HC IIs under PHC Development FY2019/20

Vote code	Local Government	Allocation for upgrade of HC IIs to HC IIs	Subcounty(ies)	Facility Name(s)	Allocation for Health Infrastructure Maintenance	Total Allocation
501	Adjumani D.				73,539,727	73,539,727
502	Apac D.				32,297,559	32,297,559
503	Arua D.				83,753,881	83,753,881
504	Bugiri D.				145,633,926	145,633,926
505	Bundibugyo D.	1,300,000,000	Bubandi, Kirumya	Tombwe HC II, Bundimulangya HC II	17,616,850	1,317,616,850
506	Bushenyi D.				42,358,883	42,358,883
507	Busia D.				36,231,790	36,231,790
508	Gulu D.				21,620,680	21,620,680
509	Hoima D.				11,404,535	11,404,535
510	Iganga D.				123,139,011	123,139,011
511	Jinja D.				106,519,370	106,519,370
512	Kabale D.	650,000,000	Ryakirimira TC	Buramba HC II	37,187,496	687,187,496
513	Kabarole D.	650,000,000	Karangura	Nyakitokoli HC II	27,463,910	677,463,910
514	Kaberamaido D.				30,483,753	30,483,753
515	Kalangala D.	650,000,000	Bubeke	Bubeke HC II	33,584,958	683,584,958
517	Kamuli D.				84,711,647	84,711,647
518	Kamwenge D.	650,000,000	Buhanga	Kabingo HC II	52,836,147	702,836,147
519	Kanungu D.	650,000,000	Kinaba	Kinaba HC II	29,459,470	679,459,470
520	Kapchorwa D.	650,000,000	Kaptanya	Ngangatta HC II	32,604,428	682,604,428
521	Kasese D.	650,000,000	Bwesumbu	Bwesumbu HC II	73,289,147	723,289,147
522	Katakwi D.				31,140,897	31,140,897
523	Kayunga D.				139,571,011	139,571,011
524	Kibaale D.				9,276,353	9,276,353
525	Kiboga D.	650,000,000	Kyekumbya	Buninga HCII	59,036,058	709,036,058
526	Kisoro D.				36,501,126	36,501,126
527	Kitgum D.				16,015,318	16,015,318
528	Kotido D.				35,153,805	35,153,805
529	Kumi D.				53,824,051	53,824,051
530	Kyenjojo D.	650,000,000	Kyembogo	Kigoyera HC II	35,611,003	685,611,003
531	Lira D.				57,471,521	57,471,521
532	Luwero D.				45,394,893	45,394,893
533	Masaka D.				32,604,428	32,604,428

Vote code	Local Government	Allocation for upgrade of HCIIIs to HCIIIs	Subcounty(ies)	Facility Name(s)	Allocation for Health Infrastructure Maintenance	Total Allocation
534	Masindi D.				21,865,134	21,865,134
535	Mayuge D.	650,000,000	Bukatube	Bukatube HC II	160,017,194	810,017,194
536	Mbale D.				42,549,555	42,549,555
537	Mbarara D.				35,593,228	35,593,228
538	Moroto D.				8,396,239	8,396,239
539	Moyo D.	500,000,000	Oche	Aya HC II	43,543,689	543,543,689
540	Mpigi D.				64,595,117	64,595,117
541	Mubende D.				67,715,462	67,715,462
542	Mukono D.				125,381,320	125,381,320
543	Nakapiripirit D.				24,418,821	24,418,821
544	Nakasongola D.				31,603,925	31,603,925
545	Nebbi D.				30,404,591	30,404,591
546	Ntungamo D.	1,300,000,000	Bwongyera , Ruhuma East	Rwanda HC II, Kishami HCII	18,679,230	1,318,679,230
547	Pader D.				53,829,264	53,829,264
548	Pallisa D.				51,176,474	51,176,474
549	Rakai D.				49,716,487	49,716,487
550	Rukungiri D.	650,000,000	Buyanja	Kasheshe HC II	42,489,620	692,489,620
551	Sembabule D.				59,612,036	59,612,036
552	Sironko D.	650,000,000	Buyobo	Buyobo HC II	50,674,319	700,674,319
553	Soroti D.				78,857,252	78,857,252
554	Tororo D.	500,000,000	Akadot	Kamuli HCII	65,809,493	565,809,493
555	Wakiso D.	650,000,000	Bussi	Bussi HC II	195,245,856	845,245,856
556	Yumbe D.				134,529,447	134,529,447
557	Butaleja D.				27,313,694	27,313,694
558	Ibando D.				35,740,307	35,740,307
559	Kaabong D.				29,749,997	29,749,997
560	Isingiro D.				40,007,178	40,007,178
561	Kaliro D.	650,000,000	Kasokwe	Kasokwe HC II	104,969,614	754,969,614
562	Kiruhura D.	650,000,000	Kenshunga	Nshwere HC II	44,831,088	694,831,088
563	Koboko D.				44,632,292	44,632,292
564	Amolatar D.	1,300,000,000	Agwingiri, Awelo	Alyecmeda HC II, Anamwany HC II	58,274,915	1,358,274,915
565	Amuria D.	650,000,000	Okungur	Aeket HC II	16,734,373	666,734,373
566	Manafwa D.				28,821,452	28,821,452
567	Bukwo D.	1,300,000,000	Bukwo, Suam	Amanang HC II, Kwirwot HC II	13,618,468	1,313,618,468
568	Mityana D.				60,515,024	60,515,024
569	Nakaseke D.				14,526,366	14,526,366

Vote code	Local Government	Allocation for upgrade of HCIIIs to HCIIIs	Subcounty(ies)	Facility Name(s)	Allocation for Health Infrastructure Maintenance	Total Allocation
570	Amuru D.				18,891,539	18,891,539
571	Budaka D.				39,221,188	39,221,188
572	Oyam D.	1,300,000,000	Loro TC, Iceme TC	Loro HC II, Iceme HC II	124,944,498	1,424,944,498
573	Abim D.				17,794,798	17,794,798
574	Namutumba D.				83,935,643	83,935,643
575	Dokolo D.	650,000,000	Dokolo	Adagmon HC II	78,146,596	728,146,596
576	Buliisa D.	650,000,000	Kigwera	Kigwera HC II	4,618,039	654,618,039
577	Maracha D.	650,000,000	Awiziru	Curube HC II	50,343,844	700,343,844
578	Bukedea D.				103,139,378	103,139,378
579	Bududa D.	650,000,000	Bushiribo	Bunamono HC II	55,144,958	705,144,958
580	Lyantonde D.				40,288,875	40,288,875
581	Amudat D.				26,672,454	26,672,454
582	Buikwe D.				29,029,126	29,029,126
583	Buyende D.				193,842,936	193,842,936
584	Kyegegwa D.				53,964,077	53,964,077
585	Lamwo D.				10,495,299	10,495,299
586	Otuke D.				26,147,458	26,147,458
587	Zombo D.				45,917,600	45,917,600
588	Alebtong D.	650,000,000	Aloi	Anara HC II	58,139,533	708,139,533
589	Bulambuli D.	1,300,000,000	Bulaago, Bwikhonge	Bulaago HC II, Bwikhonge HC II	28,337,308	1,328,337,308
590	Buvuma D.	650,000,000	Lwajje	Lwajje HC II	39,997,839	689,997,839
591	Gomba D.				40,855,404	40,855,404
592	Kiryandongo D.				12,396,093	12,396,093
593	Luuka D.				60,377,129	60,377,129
594	Namayingo D.	1,300,000,000	Bugana, Sigulu Islands	Bugana HC II, Sigulu HC II	77,429,108	1,377,429,108
595	Ntoroko D.	650,000,000	Kanara	Rwangara HC II	5,560,874	655,560,874
596	Serere D.	650,000,000	Olio	Oburin HC II	24,102,267	674,102,267
597	Kyankwanzi D.	650,000,000	Ntwetwe Kitabona	Sirimula HC II	87,365,568	737,365,568
598	Kalungu D.				30,404,591	30,404,591
599	Lwengo D.				42,754,040	42,754,040
600	Bukomansimbi D.				16,792,479	16,792,479
601	Mitooma D.	1,300,000,000	Rurehe, Mitooma	Ryengerero HC II, Nyakishojwa HC II	27,026,304	1,327,026,304
602	Rubirizi D.	650,000,000	Rutoto	Ndagaro HC II	26,130,343	676,130,343
603	Ngora D.				44,842,891	44,842,891
604	Napak D.				27,618,253	27,618,253

Vote code	Local Government	Allocation for upgrade of HCIIIs to HCIIIs	Subcounty(ies)	Facility Name(s)	Allocation for Health Infrastructure Maintenance	Total Allocation
605	Kibuku D.	650,000,000	Kabweri	Kabweri HC II	109,410,567	759,410,567
606	Nwoya D.	650,000,000	Purungo	Para HC II	117,495,664	767,495,664
607	Kole D.				77,027,944	77,027,944
608	Butambala D.				49,215,327	49,215,327
609	Sheema D.	650,000,000	Rugarama	Rugarama HC II	29,386,838	679,386,838
610	Buhweju D.	650,000,000	Rwagere	Rushambya HC II	18,325,010	668,325,010
611	Agago D.	1,300,000,000	Omot, Omiya Pachwa	Omot HC II, Layita HC II	65,164,926	1,365,164,926
612	Kween D.	1,300,000,000	Kaptum, Kwosir	Kaptum HC II, Benet HC II	35,952,755	1,335,952,755
613	Kagadi D.	650,000,000	Burora	Burora (Kagadi) HC II	3,793,034	653,793,034
614	Kakumiro D.	650,000,000	Kitaihuka	Kitaihuka HC II	21,731,527	671,731,527
615	Omoro D.	1,300,000,000	Koro, Acet TC	Lakwatomer HC II, Acet HC II	38,665,554	1,338,665,554
616	Rubanda D.				5,694,335	5,694,335
617	Namisindwa D.				11,799,041	11,799,041
618	Pakwach D.				27,248,495	27,248,495
619	Butebo D.				10,941,305	10,941,305
620	Rukiga D.				16,891,440	16,891,440
621	Kyotera D.				39,221,188	39,221,188
622	Bunyangabu D.				20,917,967	20,917,967
623	Nabilatuk D.				12,104,460	12,104,460
624	Bugweri D.	650,000,000	Namalembe	Minani HC II	32,407,001	682,407,001
625	Kasanda D.	650,000,000	Makokoto	Makokoto HC II	61,681,357	711,681,357
626	Kwania D.				42,824,574	42,824,574
627	Kapelebyong D.				22,817,165	22,817,165
628	Kikuube D.				66,575,670	66,575,670
629	Obongi D.				16,139,280	16,139,280
630	Kazo D.	650,000,000	Kazo	Kyampangara HC II	90,157,077	740,157,077
631	Rwampara D.	650,000,000	Bugamba	Nyaruhandagazi HC II	62,632,170	712,632,170
632	Kitagwenda D.				63,009,851	63,009,851
633	Madi-Okollo				32,278,560	32,278,560
634	Karenge D.				31,705,410	31,705,410
635	Kalaki D.				20,190,845	20,190,845
751	Arua MC				62,881,792	62,881,792
752	Entebbe MC				91,449,217	91,449,217
753	Fort-Portal MC				14,874,999	14,874,999
754	Gulu MC				39,194,888	39,194,888
755	Jinja MC				8,788,451	8,788,451

Vote code	Local Government	Allocation for upgrade of HCIIIs to HCIIIs	Subcounty(ies)	Facility Name(s)	Allocation for Health Infrastructure Maintenance	Total Allocation
757	Kabale MC				5,515,480	5,515,480
758	Lira MC				36,941,569	36,941,569
759	Masaka MC				136,456,564	136,456,564
760	Mbale MC				2,847,168	2,847,168
761	Mbarara MC				53,563,626	53,563,626
762	Moroto MC				0	0
763	Soroti MC				3,933,014	3,933,014
764	Tororo MC				8,541,503	8,541,503
770	Kasese MC	500,000,000	Kasese Central Division	Railway HC II	39,377,138	539,377,138
771	Hoima MC				12,469,749	12,469,749
772	Mukono MC				419,425,728	419,425,728
773	Iganga MC				46,877,537	46,877,537
774	Masindi MC				150,956,266	150,956,266
775	Ntungamo MC				9,413,085	9,413,085
776	Busia MC				197,361,704	197,361,704
777	Bushenyi- Ishaka MC				5,294,860	5,294,860
778	Rukungiri MC				12,594,359	12,594,359
779	Nansana MC				222,037,107	222,037,107
780	Makindye-Ssabagabo MC				349,520,954	349,520,954
781	Kira MC				836,149,017	836,149,017
782	Kisoro MC				0	0
783	Mityana MC				12,967,505	12,967,505
784	Kitgum MC				47,488,414	47,488,414
785	Koboko MC				39,962,694	39,962,694
786	Mubende MC				279,026,969	279,026,969
787	Kumi MC				84,437,345	84,437,345
788	Lugazi MC				148,782,901	148,782,901
789	Kamuli MC				100,394,884	100,394,884
790	Kapchorwa MC				7,141,181	7,141,181
791	Ibanda MC				21,992,567	21,992,567
792	Njeru MC				154,038,070	154,038,070
793	Apac MC				0	0
794	Nebbi MC				0	0
795	Bugiri MC				72,724,389	72,724,389
796	Sheema MC	500,000,000	Sheema Central Division	Rwamujojo HC II	10,765,853	510,765,853
797	Kotido MC				36,960,628	36,960,628

Vote code	Local Government	Allocation for upgrade of HCIIIs to HCIIIs	Subcounty(ies)	Facility Name(s)	Allocation for Health Infrastructure Maintenance	Total Allocation
	Total	<u>39,700,000,000</u>	-	-	<u>10,313,000,000</u>	<u>50,013,000,000</u>

ANNEX 4: PLANNING AND BUDGET CALENDAR FOR LG INSTITUTIONS

Timing	Activity/event	Responsibility centre	Output
15 th Sep	1st Budget Call Circular with GOU priorities and MTEF is issued	MoFPED	MTEF
Late Sep	Local Government Budget Committee agrees the rules, conditions & flexibility of the coming planning & budgetary process	LGBC	Agreement about the overall planning & budgetary framework before start of budget process
Early Oct	Joint review mission	Hon. MoH	Aide Memoire
Mid Oct	Health Sector Planning Committee drafts health sector plan for the year	Health Sector Planning Committee	Draft Health Sector Plan
Mid Oct	MoH carries out regional planning meetings	MoH	Final Health Sector Plans
Late Oct	Holding of Regional Local Governmen Budget Framework paper workshops	Ministry of Finance, Planning, & Economic Development	Recurrent and development grants ceilings communicated to local governments, alongside changes to sector policies and guidelines.
Early Nov	Executive Committee meets to determine inter-sectoral priorities as identified in previous DDP and to fix Intersectoral allocation %	District Executive Committee	Intersectoral priorities identified For potential budget reallocations & flexibility
Early Nov			Draft activity & time schedule for the entire budget process, and indicative budget allocations for LLGs & HoDs, etc.
Mid Nov			Health Sector Plan
Late Nov			Draft inputs to budget framework paper to be presented to sector (social services) committees and development plans to be considered by LLG councils
1 st week Dec			Draft budget framework paper and development plan ready to be presented to Executive Committee
Beginning 2 nd Week of Dec			Draft budget framework paper and development plan ready for Budget Conference
End 2 nd week of Dec			Budget input (i.e. priorities, re-allocations & preliminary budget estimates) ready for incorporation in draft budget by the Budget Desk
Mid Dec			Final budget framework paper and draft budget ready to be presented to Finance- or Executive Committee Draft budget ready for submission to MoFPED
20 th Dec			National BFP
10 th Jan			OBT with Revised MTEF
Mid Jan			Final draft budget and work plan ready to be presented to sector committees
Late Jan			Final Input from sector committees to annual work plan & budget
Early Feb		Finance or Exec. Committee	Final Draft budget including annual work plan ready to be read by council
Mid Feb		Budget Estimates	Budget desk
1 st March		Budget Estimates	MoFPED
Before 1 st April	Reading and approval of the budget	Full council	Approved budget to be signed by chairperson and submitted to MoFPED/MoLG/LGFC & Auditor General
1 st April	Reading of the national budget speech	MoFPED	National Budget Speech
31 st May	Budget estimates approved	Parliament	Approved Budget Estimates
1 st July	Budget execution	All votes	

ANNEX 5. THE MAIN GRIEVANCES AVENUES FOR LOCAL GOVERNMENTS

The following notice should be posted on the LG Notice board, with details specific to the Local Government to be completed by the Local Government DHO. A similar version is prepared for facilities and included in the facilities guidelines.

Avenue	Type of Grievance	Contact details
Local Government level		
Councillor	<ul style="list-style-type: none"> • Violence against and abuse of children and adults by staff, contracted labor • Selection of health infrastructure not in line with guidelines • Quality of health care and absenteeism 	
Health Officer	<ul style="list-style-type: none"> • Quality of works delivered by contractors • Condition of school infrastructure and facilities • Quality of teaching • Functioning of the School Management Committee • Corruption and misuse of funds 	
District land board	<ul style="list-style-type: none"> • Complaints about land associated with health facilities and health infrastructure 	
National level		
Police	<ul style="list-style-type: none"> • Corruption and misuse of funds • Other criminal activity 	Telephone: 112/999 CP ANTI-CORRUPTION 0717 121 110 CP ANTI HUMAN TRAFFIC MINISTRY OF INTERNAL AFFAIRS 0715 411 677 CP SEXUAL & GBV 0713 534 713 CP SEXUAL OFFENCES 0718 642 477 Email: info@upf.go.ug Address: https://www.upf.go.ug/key-uganda-police-phone-contacts/
Uganda Patients Protection	<ul style="list-style-type: none"> • Emotional, physical or sex abuse • Human trafficking • Child neglect esp. by parents or guardian 	
Uganda Child Helpline	<ul style="list-style-type: none"> • Emotional, physical or sex abuse • Child trafficking • Child neglect esp. by parents or guardian 	Web: http://uchl.mglsd.go.ug/ Phone: 116
NITA Helpline	<ul style="list-style-type: none"> • Data protection issues 	TBC. Legislation just assented.
Uganda Budget Hotline	<ul style="list-style-type: none"> • Quality of works delivered by contractors • Missing and misuse of funds 	Call for free: 0800 229 229 Feedback: www.budget.go.ug Email: budget@finance.go.ug
IGG Hotline	<ul style="list-style-type: none"> • Corruption and misuse of funds 	Report: https://www.igg.go.ug/complaints/ Call: +256 414 347387 Email: kampala@igg.go.ug (other regions addresses at https://www.igg.go.ug/contact/)

ANNEX 6: OUTPUTS AND INDICATORS

Programme: 0881 Primary Health Centre and Sanitation Services

Output: 088101 Public Health Promotion

Output: 088104 Medical Supplies for Health Facilities

Indicator: Number of health facilities reporting no stock out of the 6 tracer drugs.

Indicator: Value of essential medicines and health supplies delivered to health facilities by NMS

Indicator: Value of health supplies and medicines delivered to health facilities by NMS

Output: 088106 Promotion of Sanitation and Hygiene

Output: 088153 NGO Basic Healthcare Services (LLS)

Indicator: Number of children immunized with Pentavalent vaccine in the NGO Basic health facilities

Indicator: No. and proportion of deliveries conducted in the NGO Basic health facilities

Indicator: Number of outpatients that visited the NGO Basic health facilities

Indicator: Number of inpatients that visited the NGO Basic health facilities

Output: 088154 Basic Healthcare Services (HCIV-HCII-LLS)

Indicator: Number of trained health workers in health Centres

Indicator: No. of trained health related training sessions held.

Indicator: Number of outpatients that visited the Govt. health facilities.

Indicator: Number of inpatients that visited the Govt. health facilities.

Indicator: No. and proportion of deliveries conducted in the Govt. health facilities

Indicator: % of approved posts filled with qualified health workers

Indicator: % of Villages with functional (existing, trained, and reporting quarterly) VHTs.

Indicator: No. of children immunized with Pentavalent vaccine

Output: 088155 Standard Pit Latrine Construction (LLS.)

Indicator: No. of new standard pit latrines constructed in a village

Indicator: No. of villages which have been declared Open Defecation Free (ODF)

Output: 088156 Hand Washing facility installation (LLS.)

Indicator: No of standard hand washing facilities (tippy tap) installed next to the pit latrines

Output: 088159 Multi sectoral Transfers to Lower Local Governments

Output: 088175 Other Service Delivery Capital Investments

Output: 088180 Health centre construction and rehabilitation

Indicator: No of healthcentres constructed

Indicator: No of healthcentres rehabilitated

Output: 088181 Staff houses construction and rehabilitation

Indicator: No of staff houses constructed

Indicator: No of staff houses rehabilitated

Output: 088182 Maternity ward construction and rehabilitation

Indicator: No of maternity wards constructed

Indicator: No of maternity wards rehabilitated

Output: 088183 OPD and other ward construction and rehabilitation

Indicator: No of OPD and other wards constructed

Indicator: No of OPD and other wards rehabilitated

Output: 088184 Theatre construction and rehabilitation

Indicator: No of theatres constructed

Indicator: No of theatres rehabilitated

Output: 088185 Specialist health equipment and machinery

Indicator: Value of medical equipment procured

Programme: 0882 District Hospital Services

Output: 088251 District Hospital Services (LLS.)

Output: 088275 Other Service Delivery Capital Investment

Output: 088280 Hospital construction and rehabilitation

Output: 088281 Staff houses construction and rehabilitation

Output: 088282 Maternity ward construction and rehabilitation

Output: 088283 OPD and other ward construction and rehabilitation

Output: 088284 Theatre construction and rehabilitation

Output: 088285 Specialist health equipment and machinery

Programme: 0883 Health Management and Supervision

Output: 088301 Healthcare Management Services

Output: 088302 Healthcare Services Monitoring and Inspection

Output: 088303 Sector Capacity Development

Output: 088372 Administrative Capital Investment

ANNEX 7: INFRASTRUCTURE REQUIREMENTS PER FACILITY LEVEL

LEVEL OF HEALTH CARE	BASIC BUILDING REQUIREMENTS
Hospital	<p>Medical building</p> <ul style="list-style-type: none"> - Out patient department - Administration offices - Operating theatre (2 rooms) - Female ward(at least 15 beds) - Paediatric ward(at least 15 beds) - Maternity ward (at least 15 beds) - Male ward (at least 15 beds) - Mortuary - Placenta pit and medical waste pit <p>Staff houses</p> <ul style="list-style-type: none"> - 80 NO. housing units
Health Centre IV	<p>Medical buildings</p> <ul style="list-style-type: none"> - Out patient department - Drug store with HSD office - Operation theatre - General ward - Maternity ward - Mortuary - Placenta pit and medical waste pit <p>Staff houses</p> <ul style="list-style-type: none"> - 18 NO. housing units
Health Centre III	<p>Medical Buildings</p> <ul style="list-style-type: none"> - Out patient department - Maternity ward - General ward - Placenta pit and medical waste pit <p>Staff houses</p> <ul style="list-style-type: none"> - 10 NO. Housing units
Health Centre II	<p>Medical buildings</p> <ul style="list-style-type: none"> - Out patient department - Emergency delivery - Placenta pit - Medical waste pit <p>Staff houses</p> <ul style="list-style-type: none"> - 4 NO. housing units

The following infrastructure is therefore required for upgrading HC IIs to HC IIIs:

- Out-patient department
- Maternity ward
- General ward
- Placenta pit and medical waste pit
- Toilets/VIP latrines & bathrooms
- 10 housing units (can start with 4)
- Power supply-connection to electricity grid or solar power installation
- Water source
- Fencing

ANNEX 8: LOCAL GOVERNMENT PERFORMANCE ASSESSMENT CALCULATIONS

The formula share is multiplied by the share of squared score as described in **Table 4**. For those without the score, the unadjusted formula share is used.

The parameters, variables and weightings were applied to generate the Indicative Planning Figures (IPFs) for FY 2019/20 with the aid of the Online Transfer Information Management System (OTIMS) of Ministry of Finance, Planning and Economic Development (MoFPED).

	Vote	LG Performance Assessment score (out of 100)	Squared score (out of 10,000)	Share of squared score	Formula based allocation (for non-assessed LGs)	Performance based allocation	Total allocation
Tot.				1.000000	554,523,421	9,758,476,579	10,313,000,000
501	Adjumani D.	90	8,100	0.007536		73,539,727	73,539,727
502	Apac D.	77	5,929	0.003310		32,297,559	32,297,559
503	Arua D.	65	4,225	0.008583		83,753,881	83,753,881
504	Bugiri D.	84	7,056	0.014924		145,633,926	145,633,926
505	Bundibugyo D.	42	1,764	0.001805		17,616,850	17,616,850
506	Bushenyi D.	72	5,184	0.004341		42,358,883	42,358,883
507	Busia D.	55	3,025	0.003713		36,231,790	36,231,790
508	Gulu D.	63	3,969	0.002216		21,620,680	21,620,680
509	Hoima D.	34	1,156	0.001169		11,404,535	11,404,535
510	Iganga D.	84	7,056	0.012619		123,139,011	123,139,011
511	Jinja D.	90	8,100	0.010916		106,519,370	106,519,370
512	Kabale D.	64	4,096	0.003811		37,187,496	37,187,496
513	Kabarole D.	55	3,025	0.002814		27,463,910	27,463,910
514	Kaberamaido D.	65	4,225	0.003124		30,483,753	30,483,753
515	Kalangala D.	68	4,624	0.003442		33,584,958	33,584,958
517	Kamuli D.	80	6,400	0.008681		84,711,647	84,711,647
518	Kamwenge D.	77	5,929	0.005414		52,836,147	52,836,147
519	Kanungu D.	52	2,704	0.003019		29,459,470	29,459,470
520	Kapchorwa D.	67	4,489	0.003341		32,604,428	32,604,428
521	Kasese D.	62	3,844	0.007510		73,289,147	73,289,147
522	Katakwi D.	70	4,900	0.003191		31,140,897	31,140,897
523	Kayunga D.	84	7,056	0.014303		139,571,011	139,571,011
524	Kibaale D.	32	1,024	0.000951		9,276,353	9,276,353
525	Kiboga D.	85	7,225	0.006050		59,036,058	59,036,058
526	Kisoro D.	46	2,116	0.003740		36,501,126	36,501,126
527	Kitgum D.	42	1,764	0.001641		16,015,318	16,015,318

	Vote	LG Performance Assessment score (out of 100)	Squared score (out of 10,000)	Share of squared score	Formula based allocation (for non-assessed LGs)	Performance based allocation	Total allocation
528	Kotido D.	88	7,744	0.003602		35,153,805	35,153,805
529	Kumi D.	67	4,489	0.005516		53,824,051	53,824,051
530	Kyenjojo D.	44	1,936	0.003649		35,611,003	35,611,003
531	Lira D.	69	4,761	0.005889		57,471,521	57,471,521
532	Luwero D.	50	2,500	0.004652		45,394,893	45,394,893
533	Masaka D.	67	4,489	0.003341		32,604,428	32,604,428
534	Masindi D.	46	2,116	0.002241		21,865,134	21,865,134
535	Mayuge D.	76	5,776	0.016398		160,017,194	160,017,194
536	Mbale D.	50	2,500	0.004360		42,549,555	42,549,555
537	Mbarara D.	66	4,356	0.003647		35,593,228	35,593,228
538	Moroto D.	68	4,624	0.000860		8,396,239	8,396,239
539	Moyo D.	73	5,329	0.004462		43,543,689	43,543,689
540	Mpigi D.	77	5,929	0.006619		64,595,117	64,595,117
541	Mubende D.	54	2,916	0.006939		67,715,462	67,715,462
542	Mukono D.	85	7,225	0.012848		125,381,320	125,381,320
543	Nakapiripirit D.	82	6,724	0.002502		24,418,821	24,418,821
544	Nakasongola D.	59	3,481	0.003239		31,603,925	31,603,925
545	Nebbi D.	61	3,721	0.003116		30,404,591	30,404,591
546	Ntungamo D.	32	1,024	0.001914		18,679,230	18,679,230
547	Pader D.	77	5,929	0.005516		53,829,264	53,829,264
548	Pallisa D.	64	4,096	0.005244		51,176,474	51,176,474
549	Rakai D.	74	5,476	0.005095		49,716,487	49,716,487
550	Rukungiri D.	60	3,600	0.004354		42,489,620	42,489,620
551	Sembabule D.	79	6,241	0.006109		59,612,036	59,612,036
552	Sironko D.	61	3,721	0.005193		50,674,319	50,674,319
553	Soroti D.	65	4,225	0.008081		78,857,252	78,857,252
554	Tororo D.	60	3,600	0.006744		65,809,493	65,809,493
555	Wakiso D.	71	5,041	0.020008		195,245,856	195,245,856
556	Yumbe D.	70	4,900	0.013786		134,529,447	134,529,447
557	Butaleja D.	52	2,704	0.002799		27,313,694	27,313,694
558	Ibanda D.	81	6,561	0.003662		35,740,307	35,740,307
559	Kaabong D.	64	4,096	0.003049		29,749,997	29,749,997
560	Isingiro D.	44	1,936	0.004100		40,007,178	40,007,178
561	Kaliro D.	80	6,400	0.010757		104,969,614	104,969,614
562	Kiruhura D.	67	4,489	0.004594		44,831,088	44,831,088
563	Koboko D.	74	5,476	0.004574		44,632,292	44,632,292

	Vote	LG Performance Assessment score (out of 100)	Squared score (out of 10,000)	Share of squared score	Formula based allocation (for non-assessed LGs)	Performance based allocation	Total allocation
564	Amolatar D.	81	6,561	0.005972		58,274,915	58,274,915
565	Amuria D.	48	2,304	0.001715		16,734,373	16,734,373
566	Manafwa D.	63	3,969	0.002953		28,821,452	28,821,452
567	Bukwo D.	50	2,500	0.001396		13,618,468	13,618,468
568	Mityana D.	69	4,761	0.006201		60,515,024	60,515,024
569	Nakaseke D.	40	1,600	0.001489		14,526,366	14,526,366
570	Amuru D.	51	2,601	0.001936		18,891,539	18,891,539
571	Budaka D.	60	3,600	0.004019		39,221,188	39,221,188
572	Oyam D.	74	5,476	0.012804		124,944,498	124,944,498
573	Abim D.	70	4,900	0.001824		17,794,798	17,794,798
574	Namutumba D.	68	4,624	0.008601		83,935,643	83,935,643
575	Dokolo D.	79	6,241	0.008008		78,146,596	78,146,596
576	Buliisa D.	22	484	0.000473		4,618,039	4,618,039
577	Maracha D.	71	5,041	0.005159		50,343,844	50,343,844
578	Bukedea D.	78	6,084	0.010569		103,139,378	103,139,378
579	Bududa D.	64	4,096	0.005651		55,144,958	55,144,958
580	Lyantonde D.	86	7,396	0.004129		40,288,875	40,288,875
581	Amudat D.	52	2,704	0.002733		26,672,454	26,672,454
582	Buikwe D.	73	5,329	0.002975		29,029,126	29,029,126
583	Buyende D.	94	8,836	0.019864		193,842,936	193,842,936
584	Kyegegwa D.	48	2,304	0.005530		53,964,077	53,964,077
585	Lamwo D.	34	1,156	0.001076		10,495,299	10,495,299
586	Otuke D.	60	3,600	0.002679		26,147,458	26,147,458
587	Zombo D.	73	5,329	0.004705		45,917,600	45,917,600
588	Alebtong D.	79	6,241	0.005958		58,139,533	58,139,533
589	Bulambuli D.	51	2,601	0.002904		28,337,308	28,337,308
590	Buvuma D.	63	3,969	0.004099		39,997,839	39,997,839
591	Gomba D.	75	5,625	0.004187		40,855,404	40,855,404
592	Kiryandongo D.	29	841	0.001270		12,396,093	12,396,093
593	Luuka D.	76	5,776	0.006187		60,377,129	60,377,129
594	Namayingo D.	84	7,056	0.007935		77,429,108	77,429,108
595	Ntoroko D.	35	1,225	0.000570		5,560,874	5,560,874
596	Serere D.	41	1,681	0.002470		24,102,267	24,102,267
597	Kyankwanzi D.	78	6,084	0.008953		87,365,568	87,365,568
598	Kalungu D.	61	3,721	0.003116		30,404,591	30,404,591
599	Lwengo D.	64	4,096	0.004381		42,754,040	42,754,040

	Vote	LG Performance Assessment score (out of 100)	Squared score (out of 10,000)	Share of squared score	Formula based allocation (for non-assessed LGs)	Performance based allocation	Total allocation
600	Bukomansimbi D.	68	4,624	0.001721		16,792,479	16,792,479
601	Mitooma D.	61	3,721	0.002770		27,026,304	27,026,304
602	Rubirizi D.	68	4,624	0.002678		26,130,343	26,130,343
603	Ngora D.	84	7,056	0.004595		44,842,891	44,842,891
604	Napak D.	78	6,084	0.002830		27,618,253	27,618,253
605	Kibuku D.	96	9,216	0.011212		109,410,567	109,410,567
606	Nwoya D.	75	5,625	0.012040		117,495,664	117,495,664
607	Kole D.	62	3,844	0.007893		77,027,944	77,027,944
608	Butambala D.	88	7,744	0.005043		49,215,327	49,215,327
609	Sheema D.	68	4,624	0.003011		29,386,838	29,386,838
610	Buhweju D.	58	3,364	0.001878		18,325,010	18,325,010
611	Agago D.	80	6,400	0.006678		65,164,926	65,164,926
612	Kween D.	60	3,600	0.003684		35,952,755	35,952,755
613	Kagadi D.	16	256	0.000389		3,793,034	3,793,034
614	Kakumiro D.	33	1,089	0.002227		21,731,527	21,731,527
615	Omoró D.	78	6,084	0.003962		38,665,554	38,665,554
616	Rubanda D.	28	784	0.000584		5,694,335	5,694,335
617	Namisindwa D.	38	1,444	0.001209		11,799,041	11,799,041
618	Pakwach D.	60	3,600	0.002792		27,248,495	27,248,495
619	Butebo D.	43	1,849	0.001121		10,941,305	10,941,305
620	Rukiga D.	61	3,721	0.001731		16,891,440	16,891,440
621	Kyotera D.	60	3,600	0.004019		39,221,188	39,221,188
622	Bunyangabu D.	48	2,304	0.002144		20,917,967	20,917,967
623	Nabilatuk D.	N/A			12,104,460		12,104,460
624	Bugweri D.	N/A			32,407,001		32,407,001
625	Kasanda D.	N/A			61,681,357		61,681,357
626	Kwania D.	N/A			42,824,574		42,824,574
627	Kapelebyong D.	N/A			22,817,165		22,817,165
628	Kikuube D.	N/A			66,575,670		66,575,670
629	Obongi D.	N/A			16,139,280		16,139,280
630	Kazo D.	N/A			90,157,077		90,157,077
631	Rwampara D.	N/A			62,632,170		62,632,170
632	Kitagwenda D.	N/A			63,009,851		63,009,851
633	Madi-Okollo	N/A			32,278,560		32,278,560
634	Karenga D.	N/A			31,705,410		31,705,410
635	Kalaki D.	N/A			20,190,845		20,190,845

	Vote	LG Performance Assessment score (out of 100)	Squared score (out of 10,000)	Share of squared score	Formula based allocation (for non-assessed LGs)	Performance based allocation	Total allocation
751	Arua MC	40	1,600	0.006444		62,881,792	62,881,792
752	Entebbe MC	64	4,096	0.009371		91,449,217	91,449,217
753	Fort-Portal MC	64	4,096	0.001524		14,874,999	14,874,999
754	Gulu MC	44	1,936	0.004016		39,194,888	39,194,888
755	Jinja MC	44	1,936	0.000901		8,788,451	8,788,451
757	Kabale MC	45	2,025	0.000565		5,515,480	5,515,480
758	Lira MC	51	2,601	0.003786		36,941,569	36,941,569
759	Masaka MC	43	1,849	0.013983		136,456,564	136,456,564
760	Mbale MC	28	784	0.000292		2,847,168	2,847,168
761	Mbarara MC	43	1,849	0.005489		53,563,626	53,563,626
762	Moroto MC	31	961				
763	Soroti MC	38	1,444	0.000403		3,933,014	3,933,014
764	Tororo MC	56	3,136	0.000875		8,541,503	8,541,503
770	Kasese MC	53	2,809	0.004035		39,377,138	39,377,138
771	Hoima MC	38	1,444	0.001278		12,469,749	12,469,749
772	Mukono MC	85	7,225	0.042981		419,425,728	419,425,728
773	Iganga MC	74	5,476	0.004804		46,877,537	46,877,537
774	Masindi MC	75	5,625	0.015469		150,956,266	150,956,266
775	Ntungamo MC	72	5,184	0.000965		9,413,085	9,413,085
776	Busia MC	77	5,929	0.020225		197,361,704	197,361,704
777	Bushenyi- Ishaka MC	54	2,916	0.000543		5,294,860	5,294,860
778	Rukungiri MC	68	4,624	0.001291		12,594,359	12,594,359
779	Nansana MC	70	4,900	0.022753		222,037,107	222,037,107
780	Makindye-Ssa. MC	85	7,225	0.035817		349,520,954	349,520,954
781	Kira MC	92	8,464	0.085684		836,149,017	836,149,017
782	Kisoro MC	52	2,704				
783	Mityana MC	69	4,761	0.001329		12,967,505	12,967,505
784	Kitgum MC	47	2,209	0.004866		47,488,414	47,488,414
785	Koboko MC	71	5,041	0.004095		39,962,694	39,962,694
786	Mubende MC	61	3,721	0.028593		279,026,969	279,026,969
787	Kumi MC	71	5,041	0.008653		84,437,345	84,437,345
788	Lugazi MC	66	4,356	0.015247		148,782,901	148,782,901
789	Kamuli MC	53	2,809	0.010288		100,394,884	100,394,884
790	Kapchorwa MC	42	1,764	0.000732		7,141,181	7,141,181
791	Ibanda MC	71	5,041	0.002254		21,992,567	21,992,567
792	Njeru MC	88	7,744	0.015785		154,038,070	154,038,070

	Vote	LG Performance Assessment score (out of 100)	Squared score (out of 10,000)	Share of squared score	Formula based allocation (for non-assessed LGs)	Performance based allocation	Total allocation
793	Apac MC	86	7,396				
794	Nebbi MC	82	6,724				
795	Bugiri MC	82	6,724	0.007452		72,724,389	72,724,389
796	Sheema MC	77	5,929	0.001103		10,765,853	10,765,853
797	Kotido MC	54	2,916	0.003788		36,960,628	36,960,628

END